

JOB DEMAND REPORT

JUNE 2023

HIGHLIGHTS

JOB POSTINGS BY THE NUMBERS

TOTAL POSTINGS	NEW THIS MONTH	COMPANIES	JOB BOARDS
36,736	20,688	11,696	38

OF DAYS POSTED

AVERAGE	MEDIAN
27.3	20

REPORT BUILDER

The default filter selection below will show all job demand data for the month. You can use the filters to create a customized report for the purpose of understanding a subset of the data.

OCCUPATION FILTERS

SKILL TYPE NAME / 1-DIGIT NOC	▼
MAJOR GROUP / 2-DIGIT NOC	▼
MINOR GROUP / 3-DIGIT NOC	▼
UNIT GROUP / 4-DIGIT NOC	▼
SKILL LEVEL	▼
JOB TYPE	▼
JOB DURATION	▼
ADDITIONAL LANGUAGE	▼
SPECIFIC JOB TAGS	▼

INDUSTRY/SECTOR FILTERS

HIRING SECTOR BY 2-DIGIT NAICS CODE	▼
HIRING SECTOR BY 3-DIGIT NAICS CODE	▼
HIRING SECTOR BY 4-DIGIT NAICS CODE	▼
HIRING SECTOR BY 5-DIGIT NAICS CODE	▼
HIRING SECTOR BY 6-DIGIT NAICS CODE	▼

OTHER FILTERS

MUNICIPALITY	▼
REGION	▼
JOB BOARD	▼

NOC = National Occupation Classification | NAICS = North American Industry Classification System

Page 1 of 20

Source:

Job posting data collected by the Peel Halton Workforce Development Group from job boards and employer websites that recruit candidates in Peel and Halton Regions.

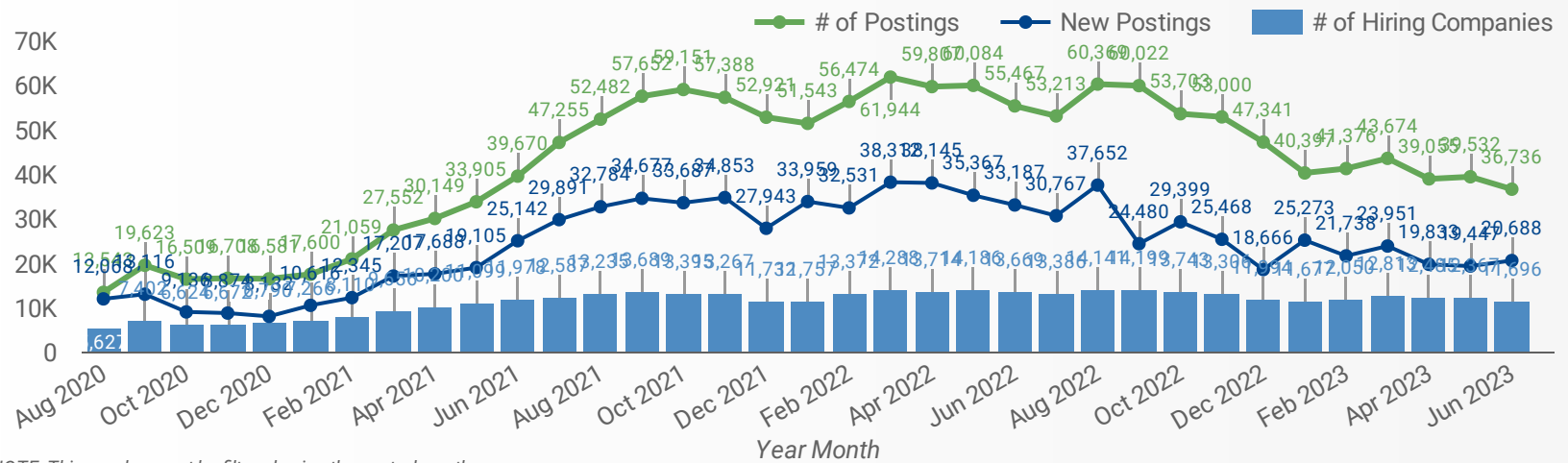


This Employment Ontario service is funded in part by the Government of Canada and the Government of Ontario.

Ce service Emploi Ontario est financé en partie par le gouvernement du Canada et le gouvernement de l'Ontario.

JOB POSTINGS BY MONTH FOR PEEL & HALTON REGIONS

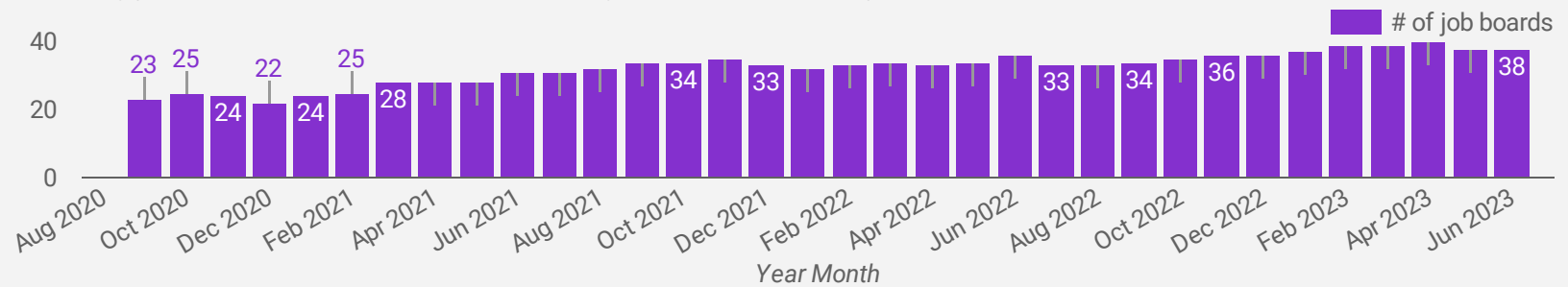
How many job postings were active for at least 1 day this month?



NOTE: This graph cannot be filtered using the controls on the cover page

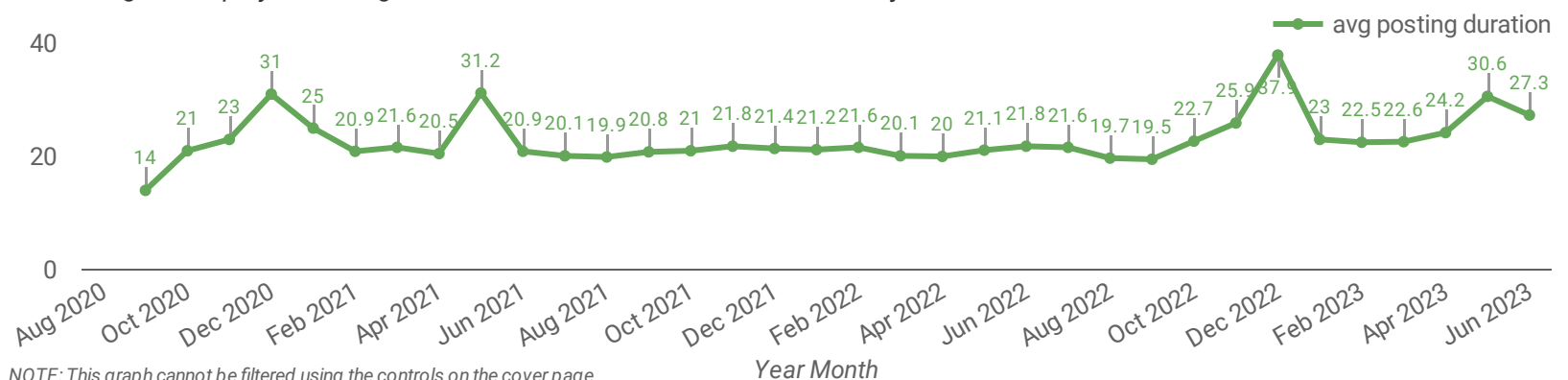
NUMBER OF ACTIVE JOB BOARDS

How many job postings were active for at least 1 day this month on these job boards?



AVERAGE POSTING LENGTH BY DAYS

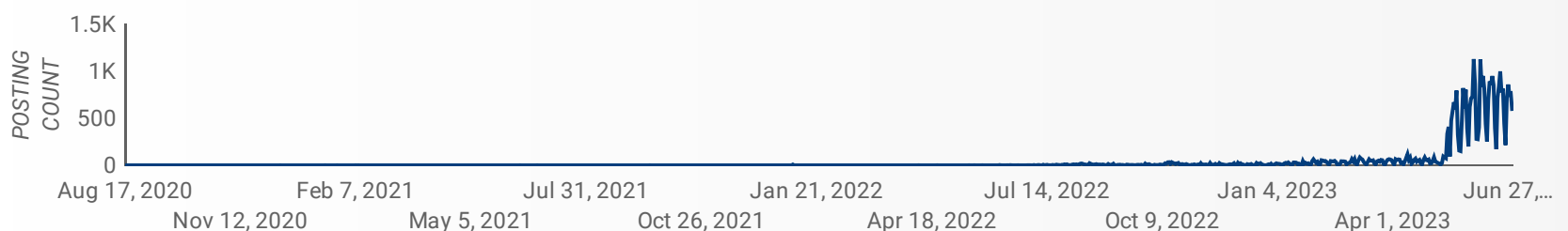
How long are employers having to recruit for to find candidates to fill their job vacancies?



NOTE: This graph cannot be filtered using the controls on the cover page

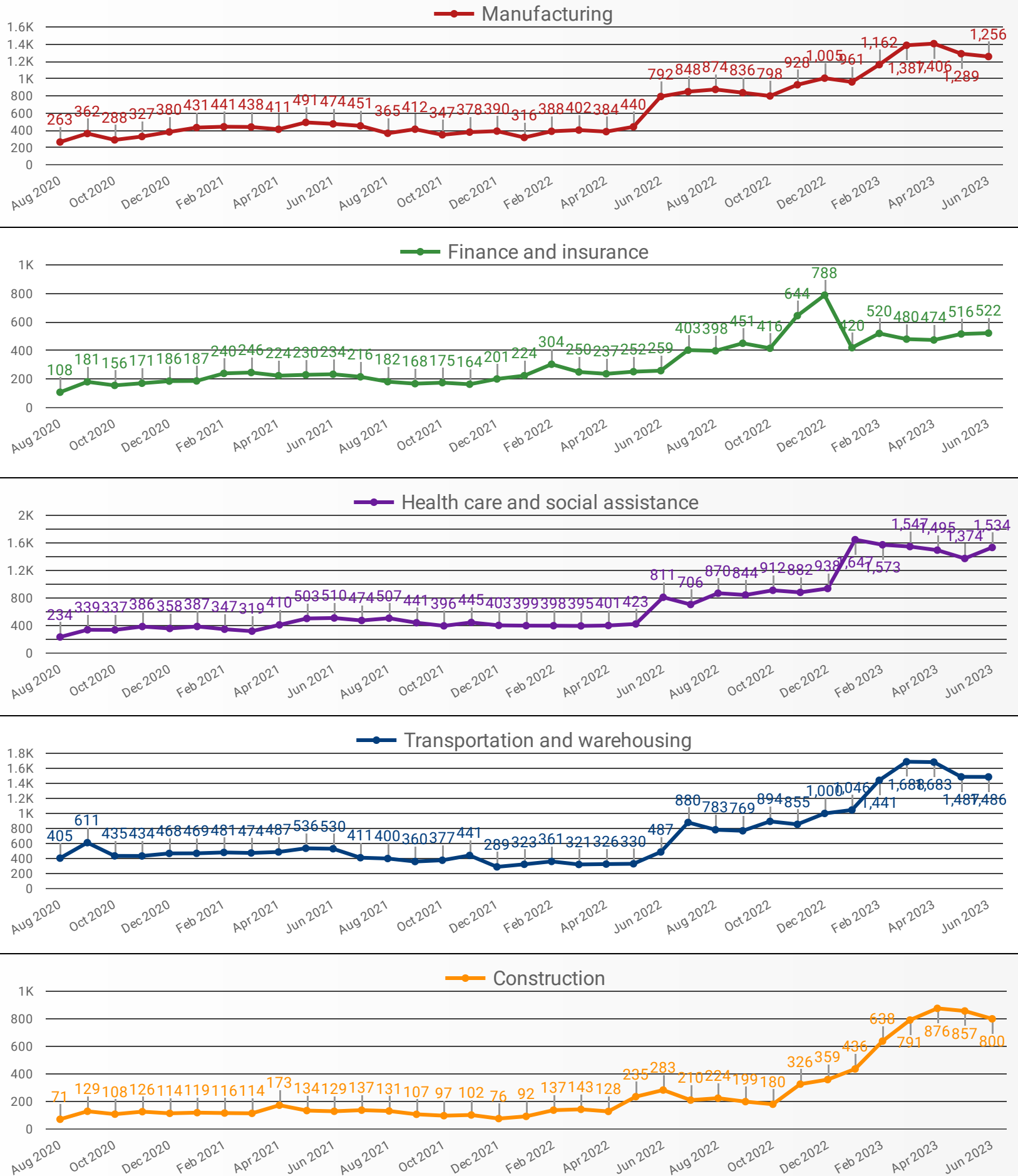
POST DATE TIMELINE FOR THIS MONTH'S ACTIVE JOB POSTINGS

How many job postings were active for at least 1 day this month?



DEMAND BY KEY SECTOR (PEEL & HALTON REGIONS)

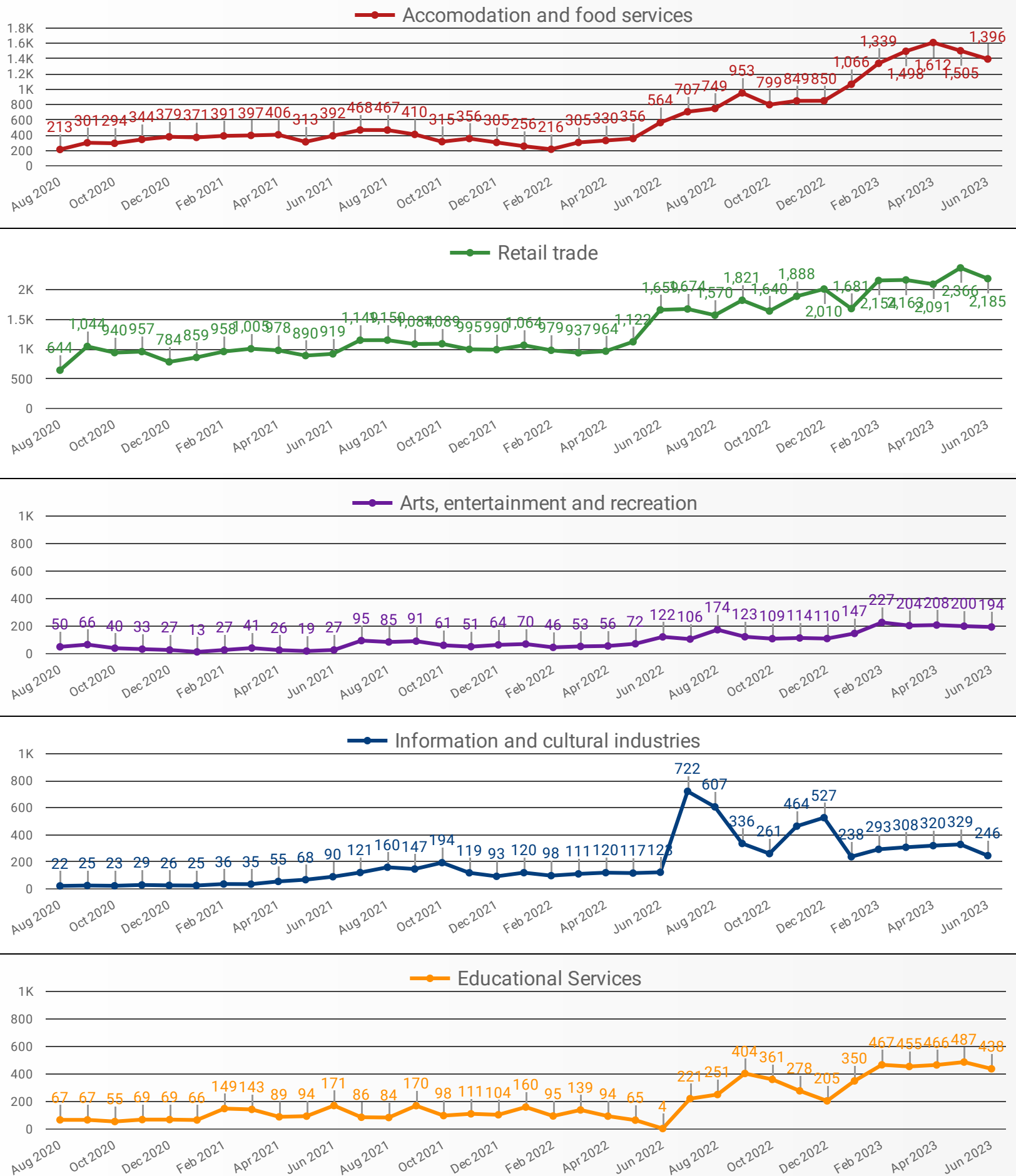
How many job postings were active for at least 1 day this month by sector?



NOTE: This graph cannot be filtered using the controls on the cover page

DEMAND BY IMPACTED SECTOR (PEEL & HALTON REGIONS)

How many job postings were active for at least 1 day this month by sector?



NOTE: This graph cannot be filtered using the controls on the cover page

JOB POSTINGS BY REGION

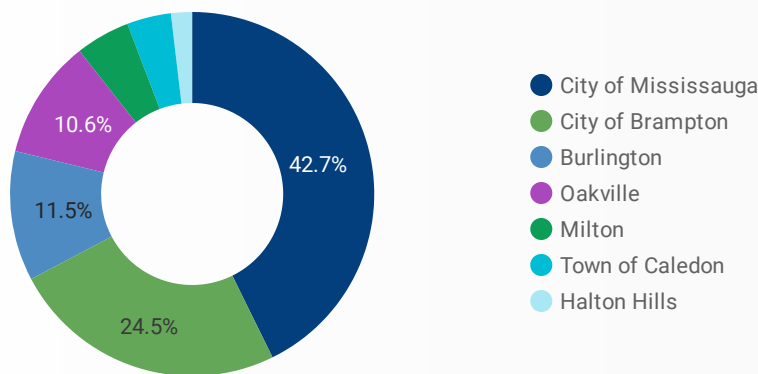
Where are job opportunities being offered?

	REGION	POSTING COUNT	AVG POSTING LENGTH IN DAYS	MEDIAN POSTING LENGTH IN DAYS
1.	Peel Region	25,984	28.5	20
2.	Halton Region	10,523	24.9	20

JOB POSTINGS BY MUNICIPALITY

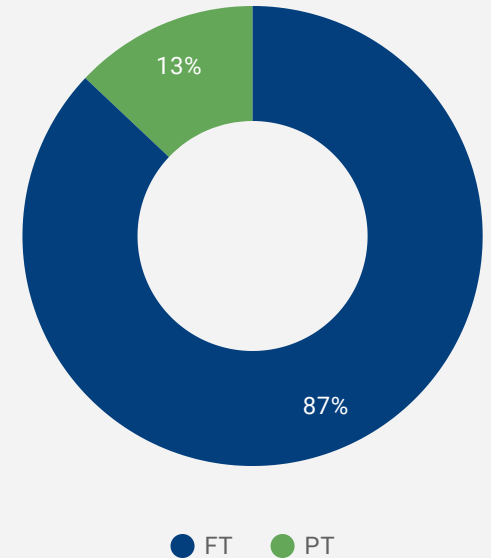
Where are job opportunities being offered?

	MUNICIPALITY	POSTING COUNT	AVG POSTING LENGTH IN DAYS	MEDIAN POSTING LENGTH IN DAYS
1.	City of Mississauga	15,597	26.7	20
2.	City of Brampton	8,957	31.1	20
3.	Burlington	4,211	23.3	20
4.	Oakville	3,865	23.1	20
5.	Milton	1,763	32.7	20
6.	Town of Caledon	1,430	33.4	20
7.	Halton Hills	684	24.5	20



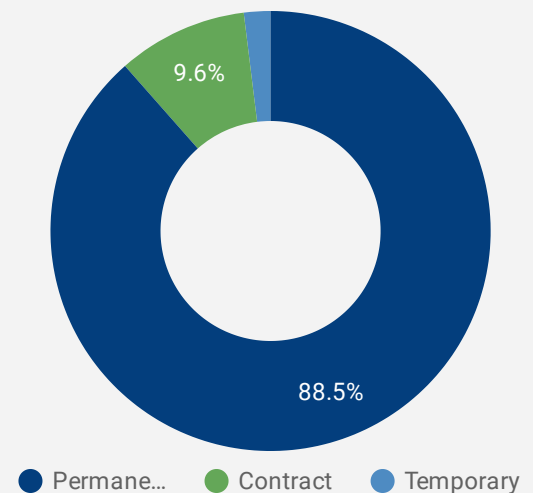
JOB TYPE

Full-time vs Part-time



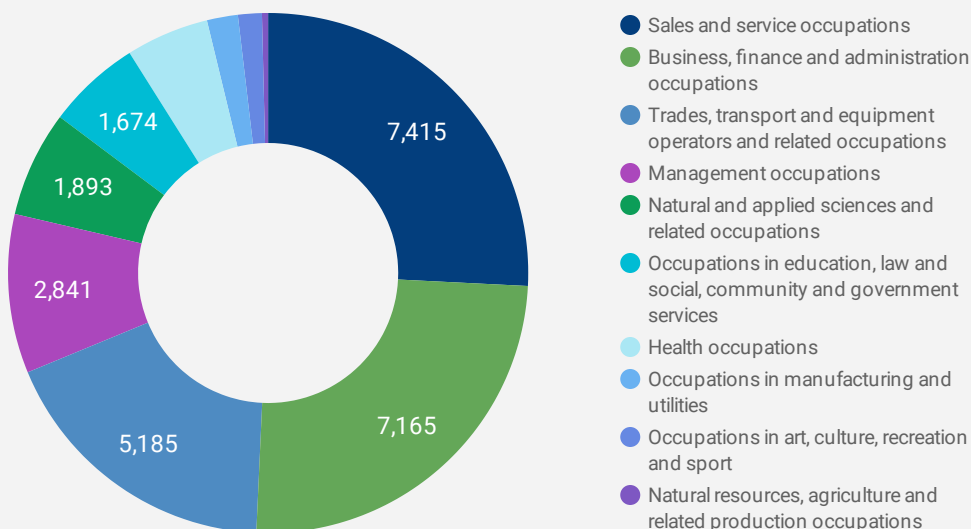
JOB DURATION

Permanency of jobs posted



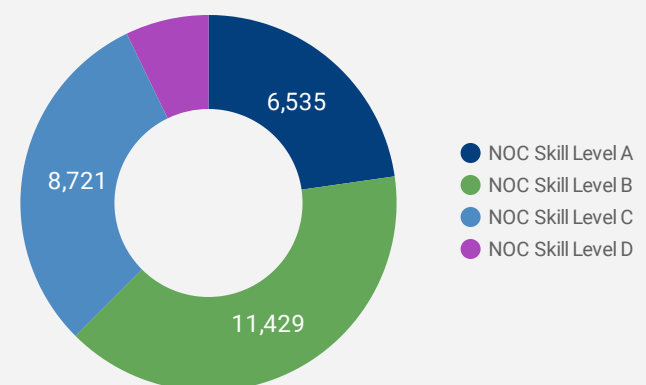
JOB POSTINGS BY JOB CATEGORY

What broad occupational category is being recruited?



JOB POSTS BY SKILL LEVEL

What education do occupations typically require?



Skill Level A = Usually University education | Skill Level B = Usually College education or Apprenticeship training | Skill Level C = Usually Secondary education or occupation-specific training | Skill Level D = Usually on-the-job training

TOP HIRING COMPANIES & AGENCIES

What companies are hiring?

	COMPANY	POSTINGS ▾	AVERAGE POSTING DURATION IN DAYS	MEDIAN POSTING DURATION IN DAYS
1.	Randstad Interim Inc.	577	64.5	85
2.	Loblaw Companies	220	13.7	14
3.	Trillium Health Partners	203	23.4	20
4.	Citigroup	201	13.7	14
5.	Halton Healthcare Services	188	14.6	18
6.	Loblaw Companies Limited	177	23.8	20
7.	Walmart Canada	175	15.7	14
8.	Halton Healthcare Services Corporation	169	14.0	14
9.	AppleOne	157	20.0	20
10.	William Osler Health System	147	15.3	20
11.	HATCH	139	16.9	14
12.	Halton Healthcare	130	21.0	20
13.	University of Toronto	128	14.6	15
14.	Evertz Microsystems	126	14.0	14
15.	Aerotek	116	19.3	20
16.	City of Brampton	111	16.4	20
17.	Magna International Inc.	110	24.0	20
18.	Citi	99	17.9	20
19.	Bell Canada	93	11.1	14
20.	Compass Group Canada	90	17.7	20
21.	Robert Half Canada Inc.	90	42.4	20
22.	North American Staffing Services	90	20.0	20
23.	Halton District School Board	89	17.2	20
24.	Peel District School Board	84	29.2	20
25.	Loblaw Companies Ltd - Head Office	75	12.0	6
26.	Scotiabank	75	15.2	14
27.	TJX Canada - Winners, Marshalls, HomeSense	74	16.6	15
28.	Staples Canada	73	16.7	14
29.	Regional Municipality of Peel	70	18.2	20
30.	Evertz Microsystems Limited	70	22.3	20
31.

TOP HOURLY WAGES IN JOB POSTINGS

What are employers willing to pay to find the perfect candidate?

of Minimum Wage Jobs
534

	JOB TITLE	COMPANY	LOCATION	HOURLY WAGE ▾
1.	Sessional Lecturer- Forensic Considerations For Healthcare	University of Toronto	City of Mississauga	300 
2.	Hourly Dental Mentor	Parkland Dental Centre	Burlington	200 
3.	Psychologist/ Psychological Associate	Core Centre Psychological Services	City of Mississauga	200 
4.	Psychologist/psychological Associate	East Lake Centre	Oakville	160 
5.	Osteopath	Valeo Physiotherapy	Milton	150 
6.	Birth Doula	The WOMB	#N/A	150 
7.	Associate Dentist - 2 x Locations in Brampton	COSMOSMILES	City of Brampton	150 
8.	Psychologist / Psychological Associate	Mindframe Psychology Centre	City of Mississauga	150 
9.	Studio Portrait Photographer	Artage Portraits	City of Mississauga	150 
10.	Clinical Or Counselling Psychologist	Mikhail Psychology	City of Mississauga	144 
11.	Psychologist - Diagnostic Assessments For Autism, Adhd, Schools, Etc.	Hatch-Me Therapy & Counselling Services	City of Mississauga	120 
				1 - 100 / 8647 < >

TOP SALARIES IN JOB POSTINGS

What are employers willing to pay to find the perfect candidate?

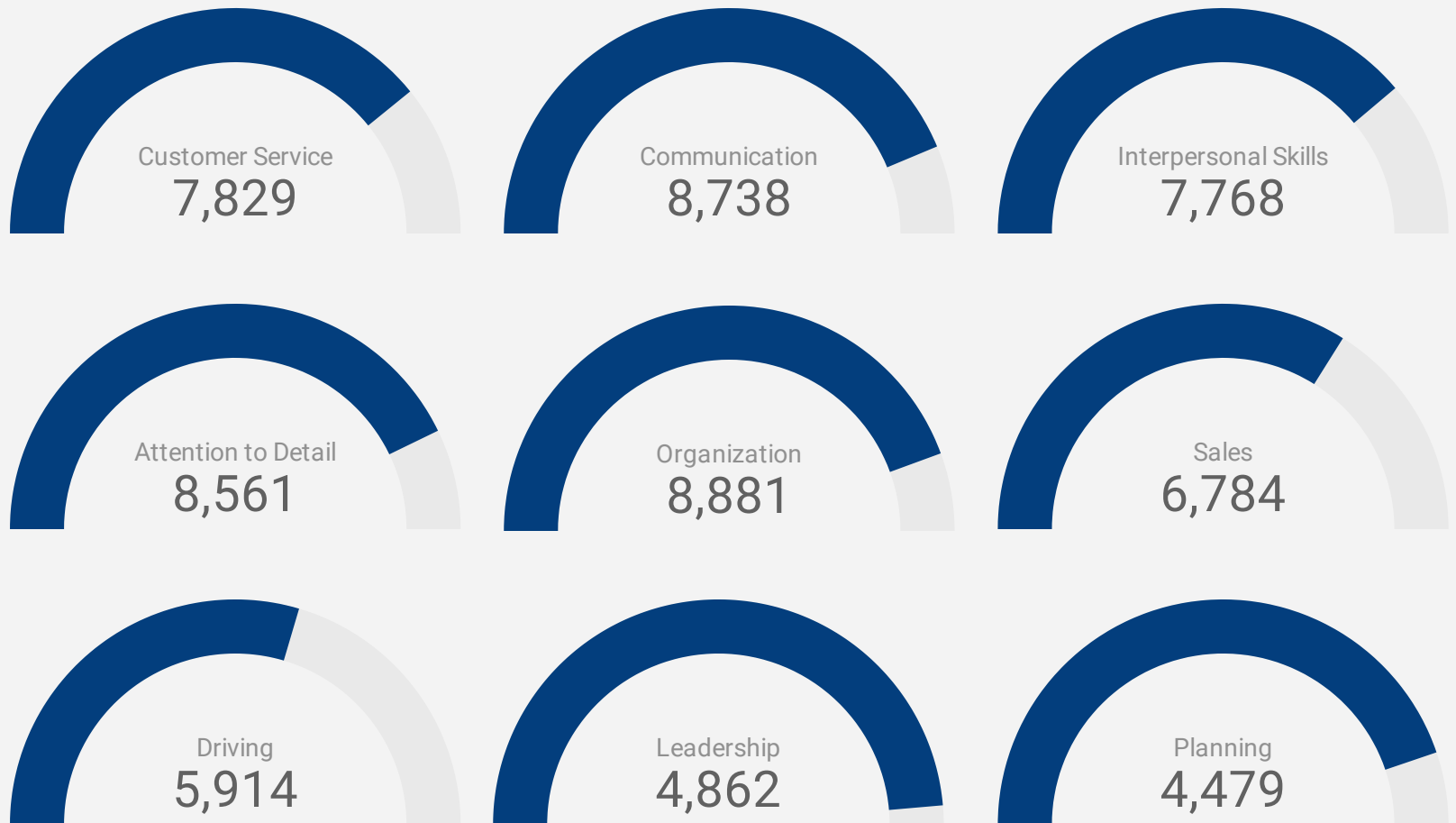
	JOB TITLE	COMPANY	LOCATION	ANNUAL SALARY ▾
1.	Seeking Dental Associate-georgetown (close To Mississauga)	Dental Office	Halton Hills	350,000 
2.	Regional Sales Representative	Ontario Smart Energy	City of Mississauga	350,000 
3.	Associate Dentist (night Shift, Mississauga)!	The Tooth Corner	City of Mississauga	328,570 
4.	General Dentist	Trafalgar Dental Oakville	Oakville	316,456 
5.	Physician (Family Medicine) - Diet Clinic	Dr. Poon Metabolic Diet Programme - Mississauga	City of Mississauga	300,000 
6.	Dental Associate	Mississauga Dental Office	City of Mississauga	300,000 
7.	Outside Sales Consultant	Renewal by Andersen	Halton Hills	300,000 
8.	Outside Sales Representative	Renewal by Andersen	City of Mississauga	300,000 
9.	Real Estate Agent	Woolcott Real Estate	Burlington	300,000 
10.	Brokerage (business) Relationship Manager (ontario)	Canadian Mortgages Inc.	City of Mississauga	300,000 
				1 - 100 / 11309 < >

TOP IN-DEMAND SKILLS

How many times were these skills found in job postings?

ACTIVE JOB POSTINGS THIS MONTH

36,736

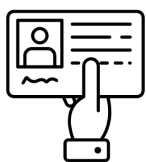


KEY JOB REQUIREMENTS

How often are these requirements desired in job postings?

ACTIVE JOB POSTINGS THIS MONTH

36,736



Driver's License

502



First Aid

1,052



Regular Access to a Vehicle

926



Criminal Record Check

1,906



Microsoft Office

2,660



Food Safety

704

JOB POSTINGS BY 4-DIGIT NOC, SKILL LEVEL, FREQUENCY & DURATION

What jobs are hard-to-fill and/or in-demand?

	4-DIGIT NOC CODE	4-DIGIT NOC LABEL	OCCUPATION'S SKILL LEVEL	POSTING COUNT ▾	AVG POSTING LENGTH IN DAYS	MEDIAN POSTING LENGTH IN DAYS
1.	6421	Retail salespersons	NOC Skill Level C	1,741	20	20
2.	1241	Administrative assistants	NOC Skill Level B	1,485	49	20
3.	7452	Material handlers	NOC Skill Level C	1,133	21	20
4.	7511	Transport truck drivers	NOC Skill Level C	1,130	29	20
5.	1221	Administrative officers	NOC Skill Level B	870	39	20
6.	6322	Cooks	NOC Skill Level B	824	46	20
7.	1311	Accounting technicians and bookkeepers	NOC Skill Level B	731	56	20
8.	6552	Other customer and information services representatives	NOC Skill Level C	657	23	20
9.	0621	Retail and wholesale trade managers	NOC Skill Level A	648	24	20
10.	6311	Food service supervisors	NOC Skill Level B	520	81	59.5
11.	6711	Food counter attendants, kitchen helpers and related support occupations	NOC Skill Level D	446	27	20
12.	3012	Registered nurses and registered psychiatric nurses	NOC Skill Level A	402	17	14
13.	1215	Supervisors, supply chain, tracking and scheduling co-ordination occupations	NOC Skill Level B	391	37	20
14.	7321	Automotive service technicians, truck and bus mechanics and mechanical repairers	NOC Skill Level B	381	32	20
15.	4412	Home support workers, housekeepers and related occupations	NOC Skill Level C	359	23	20
16.	6211	Retail sales supervisors	NOC Skill Level B	315	57	20
17.	1521	Shippers and receivers	NOC Skill Level C	291	19	20
18.	1414	Receptionists	NOC Skill Level C	290	25	20
19.	1123	Professional occupations in advertising, marketing and public relations	NOC Skill Level A	279	25	20
20.	6622	Store shelf stockers, clerks and order fillers	NOC Skill Level D	273	19	20
21.	6731	Light duty cleaners	NOC Skill Level D	269	26	20
22.	7611	Construction trades helpers and labourers	NOC Skill Level D	244	39	20
23.	7514	Delivery and courier service drivers	NOC Skill Level C	231	28	20
24.	1431	Accounting and related clerks	NOC Skill Level C	227	20	20
25.	0631	Restaurant and food service managers	NOC Skill Level A	226	53	20
26.	4163	Business development officers and marketing researchers and consultants	NOC Skill Level A	217	31	20
27.	0111	Financial managers	NOC Skill Level A	211	19	20
28.	0124	Advertising, marketing and public relations managers	NOC Skill Level A	206	34	20

JOB POSTINGS BY 3-DIGIT NOC, SKILL LEVEL, FREQUENCY & DURATION

What jobs are hard to fill and/or in-demand?

	3-DIGIT NOC CODE	3-DIGIT NOC LABEL	OCCUPATION'S SKILL LEVEL	POSTING COUNT ▾	AVG POSTING LENGTH IN DAYS	MEDIAN POSTING LENGTH IN DAYS
1.	642	Retail salespersons	NOC Skill Level C	1,741	20	20
2.	124	Office administrative assistants - general, legal and medical	NOC Skill Level B	1,674	46	20
3.	751	Motor vehicle and transit drivers	NOC Skill Level C	1,389	29	20
4.	122	Administrative and regulatory occupations	NOC Skill Level B	1,357	33	20
5.	745	Longshore workers and material handlers	NOC Skill Level C	1,135	21	20
6.	632	Chefs and cooks	NOC Skill Level B	982	44	20
7.	131	Finance, insurance and related business administrative occupations	NOC Skill Level B	786	53	20
8.	217	Computer and information systems professionals	NOC Skill Level A	722	30	20
9.	152	Supply chain logistics, tracking and scheduling co-ordination occupations	NOC Skill Level C	721	22	20
10.	655	Customer and information services representatives	NOC Skill Level C	666	23	20
11.	062	Retail and wholesale trade managers	NOC Skill Level A	648	24	20
12.	631	Service supervisors	NOC Skill Level B	632	73	31
13.	112	Human resources and business service professionals	NOC Skill Level A	576	22	20
14.	673	Cleaners	NOC Skill Level D	564	25	20
15.	121	Administrative services supervisors	NOC Skill Level B	554	39	20
16.	421	Paraprofessional occupations in legal, social, community and education services	NOC Skill Level B	516	24	20
17.	111	Auditors, accountants and investment professionals	NOC Skill Level A	504	19	20
18.	441	Home care providers and educational support occupations	NOC Skill Level C	488	32	20
19.	143	Financial, insurance and related administrative support workers	NOC Skill Level C	458	21	20
20.	671	Food counter attendants, kitchen helpers and related support occupations	NOC Skill Level D	446	27	20
21.	732	Automotive service technicians	NOC Skill Level B	443	34	20
22.	011	Senior managers - construction, transportation, production and utilities	NOC Skill Level A	432	26	20
23.	301	Professional occupations in nursing	NOC Skill Level A	409	17	14
24.	141	General office workers	NOC Skill Level C	407	24	20
25.	416	Policy and program researchers, consultants and officers	NOC Skill Level A	375	27	20
26.	723	Machining, metal forming, shaping and erecting trades	NOC Skill Level B	357	41	20
27.	012	Senior managers - construction, transportation, production and utilities	NOC Skill Level A	342	28	20
28.	662	Other sales support and related occupations	NOC Skill Level D	340	20	20

JOB POSTINGS BY 2-DIGIT NOC, SKILL LEVEL, FREQUENCY & DURATION

What jobs are hard to fill and/or in-demand?

	2-DIGIT NOC CODE	2-DIGIT NOC LABEL	OCCUPATION'S SKILL LEVEL	POSTING COUNT ▾	AVG POSTING LENGTH IN DAYS	MEDIAN POSTING LENGTH IN DAYS
1.	12	Administrative and financial supervisors and administrative occupations	NOC Skill Level B	3,597	39	20
2.	63	Service supervisors and specialized service occupations	NOC Skill Level B	1,978	47	20
3.	64	Sales representatives and salespersons - wholesale and retail trade	NOC Skill Level C	1,842	20	20
4.	75	Transport and heavy equipment operation and related maintenance occupations	NOC Skill Level C	1,513	29	20
5.	65	Service representatives and other customer and personal services occupations	NOC Skill Level C	1,344	24	20
6.	72	Industrial, electrical and construction trades	NOC Skill Level B	1,318	42	20
7.	74	Other installers, repairers and servicers and material handlers	NOC Skill Level C	1,204	21	20
8.	06	Middle management occupations in retail and wholesale trade and customer services	NOC Skill Level A	1,109	28	20
9.	21	Professional occupations in natural and applied sciences	NOC Skill Level A	1,087	27	17
10.	11	Professional occupations in business and finance	NOC Skill Level A	1,080	21	20
11.	67	Service support and other service occupations, n.e.c.	NOC Skill Level D	1,047	26	20
12.	14	Office support occupations	NOC Skill Level C	954	23	20
13.	73	Maintenance and equipment operation trades	NOC Skill Level B	852	37	20
14.	22	Technical occupations related to natural and applied sciences	NOC Skill Level B	806	27	20
15.	13	Finance, insurance and related business administrative occupations	NOC Skill Level B	786	53	20
16.	01	Senior managers - construction, transportation, production and utilities	NOC Skill Level A	778	27	20
17.	15	Distribution, tracking and scheduling co-ordination occupations	NOC Skill Level C	748	22	20
18.	62	Retail sales supervisors and specialized sales occupations	NOC Skill Level B	728	32	20
19.	41	Professional occupations in law and social, community and government services	NOC Skill Level A	536	27	20
20.	42	Paraprofessional occupations in legal, social, community and education services	NOC Skill Level B	516	24	20
21.	44	Care providers and educational, legal and public protection support occupations	NOC Skill Level C	490	32	20
22.	66	Sales support occupations	NOC Skill Level D	476	20	20
23.	32	Technical occupations in health	NOC Skill Level B	454	23	20
24.	30	Professional occupations in nursing	NOC Skill Level A	409	17	14
25.	31	Professional occupations in health (except nursing)	NOC Skill Level A	353	20	20
26.	00	Senior management occupations	NOC Skill Level A	336	71	31
27.	52	Technical occupations in art, culture, recreation and sport	NOC Skill Level B	326	25	20

MULTILINGUAL JOB POSTINGS BY THE NUMBERS

ACTIVE POSTINGS
833

NEW POSTINGS
451

COMPANIES
507

JOB LANGUAGES
11

OF DAYS POSTED

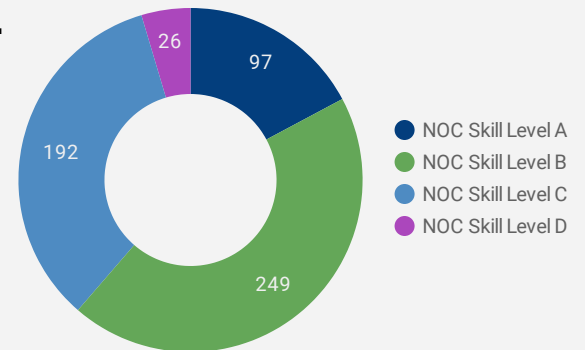
AVERAGE
26.7

MEDIAN
20

MULTILINGUAL JOB POSTINGS BY SKILL LEVEL

What language skills are employers looking for by occupational skill level?

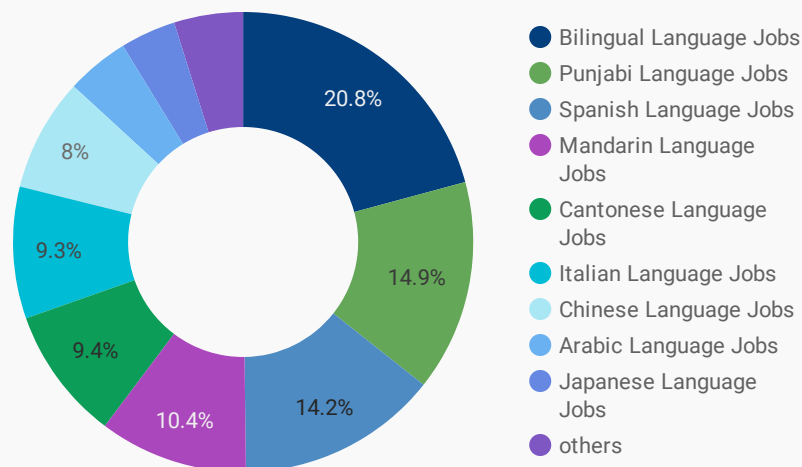
- 97** Skill Level A - Management/ Professional Occupations usually requiring University
- 249** Skill Level B - Usually college education or apprenticeship training
- 192** Skill Level C - Usually secondary education or occupation-specific training
- 26** Skill Level D - Usually on-the-job training



LANGUAGES	NOC Skill Level A	NOC Skill Level B	NOC Skill Level C	NOC Skill Level D
Bilingual Language Jobs	1...	4...	3...	3
Punjabi Language Jobs	1...	3...	2...	6
Mandarin Language Jobs	8	3...	2...	1
Spanish Language Jobs	2...	2...	2...	1
Italian Language Jobs	5	4...	1...	3
Cantonese Language Jobs	3	2...	2...	3
Chinese Language Jobs	0	1	1	4

LANGUAGE SKILLS BREAKDOWN

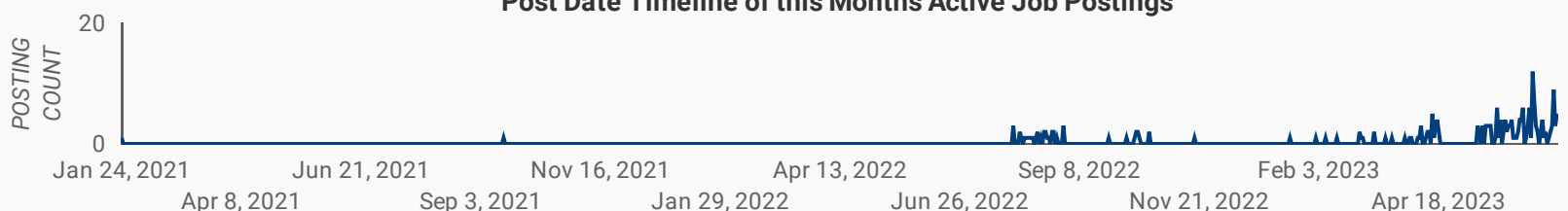
Which kinds of language skills do employers seek?



LANGUAGES	POSTING COUNT
1. Bilingual Language Jobs	219
2. Punjabi Language Jobs	109
3. Spanish Language Jobs	103
4. Mandarin Language Jobs	86
5. Italian Language Jobs	76
6. Cantonese Language Jobs	72
7. Chinese Language Jobs	63

1 - 11 / 11 < >

Post Date Timeline of this Month's Active Job Postings



LANGUAGE SKILLS BEING RECRUITED BY JOB CATEGORY

What language skills are sought by 1-Digit NOC?

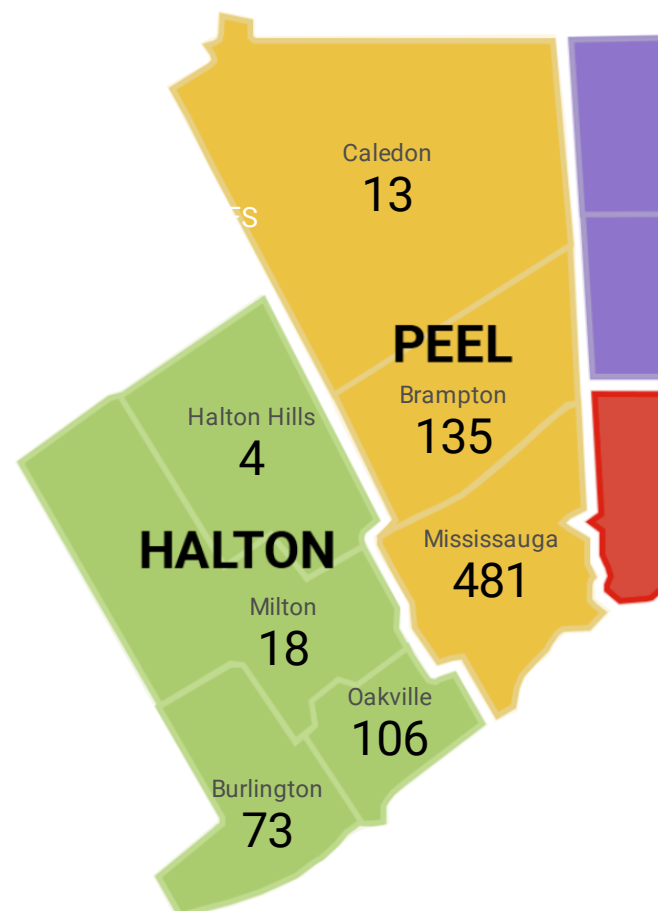
BROAD OCCUPATIONAL CATEGORY	French La...	Punjabi L...	Mandarin...	Spanish ...	Italian La...	Cantones...	Grand total
Business, finance and administration occu...	33	40	48	29	4	21	203
Health occupations	1	5	1			1	13
Management occupations	5	2	8	9	3	1	45
Natural and applied sciences and related o...	6			3		2	18
Occupations in art, culture, recreation and ...	2	2	1				6
Occupations in education, law and social, ...	7	10	1	11	7	1	51
Occupations in manufacturing and utilities			1			5	9
Sales and service occupations	36	18	5	16	53	18	190
Trades, transport and equipment operator...	12	3	5	2	1		29
Grand total	102	80	70	70	68	49	564

MULTILINGUAL JOB POSTINGS BY MUNICIPALITY

What language skills are sought by 4-Digit NOC?

MUNICIPALITY	JOB LANGUAGES	AVG POSTING LENGTH IN DAYS	MEDIAN POSTING LENGTH IN DAYS
1. City of Mississauga	481	26.7	20
2. City of Brampton	135	31.1	20
3. Oakville	106	23.1	20
4. Burlington	73	23.3	20
5. Milton	18	32.7	20
6. Town of Caledon	13	33.4	20
7. Halton Hills	4	24.5	20

REGION	JOB LANGUAGES	AVG POSTING LENGTH IN DAYS	MEDIAN POSTING LENGTH IN DAYS
1. Peel Region	629	28.5	20
2. Halton Region	201	24.9	20



LANGUAGE DEMAND BY JOB

What language skills are sought by 4-Digit NOC?

	4 DIGIT NOC NAME	POSTINGS ▾
1.	Cooks	55
2.	Administrative assistants	54
3.	Retail salespersons	38
4.	Other customer and information service...	27
5.	Home support workers, housekeepers an...	16
6.	Receptionists	15
7.	Food counter attendants, kitchen helpers...	14
8.	Food and beverage servers	12
9.	Administrative officers	12
10.	Chefs	11
11.	Retail and wholesale trade managers	11
12.	Accounting and related clerks	10
13.	Supervisors, supply chain, tracking and s...	10
14.	Insurance agents and brokers	10
15.	Professional occupations in advertising, ...	9
16.	Dispatchers	9
17.	Human resources and recruitment officers	8
18.	Social and community service workers	8
19.	Banking, insurance and other financial cl...	7
20.	Material handlers	7
21.	General office support workers	7
22.	Financial managers	6
23.	Legal administrative assistants	6
24.	Payroll administrators	6
25.	Purchasing agents and officers	6
26.	Employment insurance, immigration, bor...	5
27.	Accounting technicians and bookkeepers	5
28.	Dental assistants	5
29.	Medical administrative assistants	5
30.	User support technicians	4
31.	Business development officers and mark...	4
		1 - 100 / 122 < >

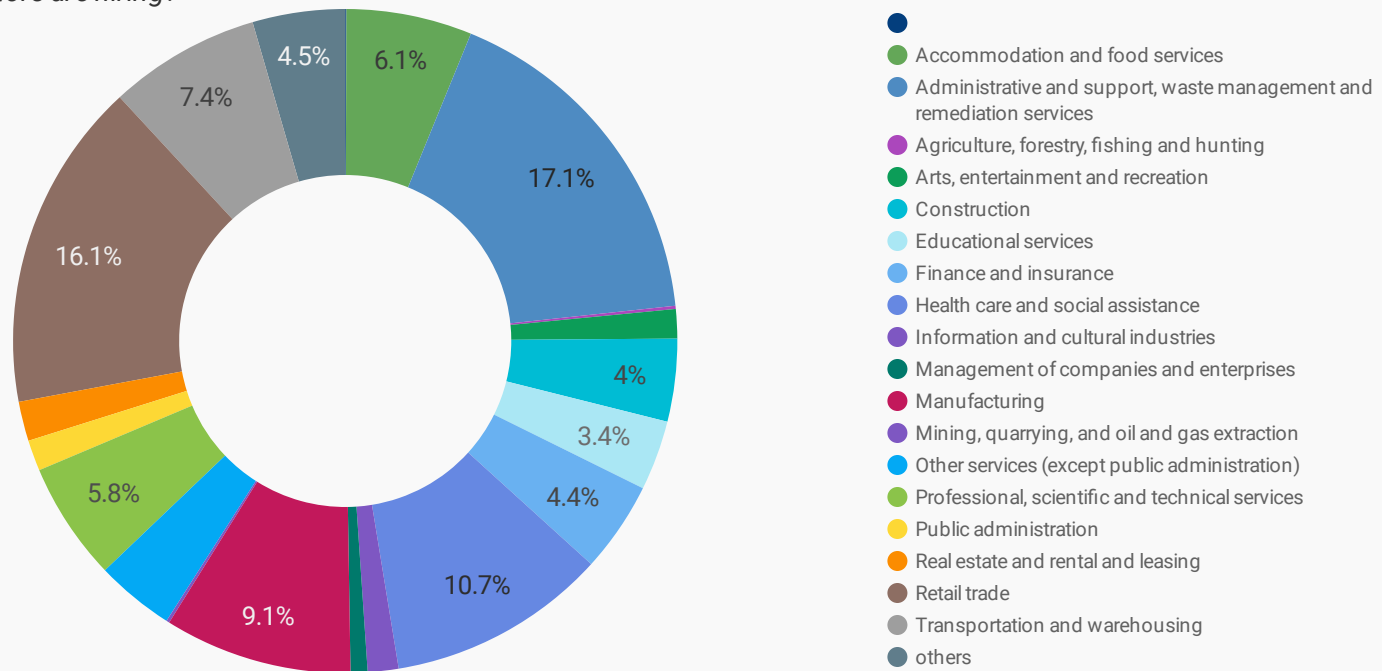
MULTILINGUAL HIRING EMPLOYERS

Which employers are seeking multilingual candidates?

	COMPANY	POSTINGS ▾
1.	Kijiji Jobs	28
2.	Aston Carter	19
3.	Btrust Supermarket	18
4.	GreenLife INC.	12
5.	Randstad Interim Inc.	10
6.	SIEMENS	9
7.	Bell Canada	9
8.	B&J Global Inc	7
9.	Trillium Health Partners	7
10.	Royal Bank of Canada	7
11.	Yee Hong Centre for Geriatric Care	6
12.	VON Canada	6
13.	East Side Mario's	6
14.	Retail Supermarket	6
15.	Maple Supply Chain Management Inc.	5
16.	Ming Tak Metal Fabrication (2012)	5
17.	CANON CANADA INC.	5
18.	Kiewit	5
19.	Veolia Water Technologies	5
20.	Roche	4
21.	Golf Canada	4
22.	Elderwood Staffing Inc.	4
23.	Snaplii	4
24.	Indus Community Services	4
25.	CHEP Inc	4
26.	SOLUTIONS 2 GO	4
27.	HATCH	4
28.	Wanfeng	4
29.	CIBC (CANADIAN IMPERIAL BANK OF COMMERCE)	4
		1 - 50 / 508 < >

TOP HIRING SECTORS BY 2-DIGIT NAICS CODE

What sectors are hiring?



	NAICS CODE	2-DIGIT NAICS LABEL	POSTING COUNT	AVG POSTING LENGTH IN DAYS	MEDIAN POSTING LENGTH IN DAYS
1.	56	Administrative and support, waste management and remediation services	4,498	25.3	20
2.	44-45	Retail trade	4,242	21.8	20
3.	62	Health care and social assistance	2,870	22.5	20
4.	31-33	Manufacturing	2,443	24.5	20
5.	48-49	Transportation and warehousing	2,420	36.9	20
6.	72	Accommodation and food services	2,127	39.9	20
7.	54	Professional, scientific and technical services	1,685	29.6	20
8.	23	Construction	1,299	36.1	20
9.	41	Wholesale trade	1,226	27.3	20
10.	81	Other services (except public administration)	1,223	32.7	20
11.	52	Finance and insurance	1,108	20.4	14
12.	61	Educational services	880	25.4	20
13.	53	Real estate and rental and leasing	541	24.6	20
14.	91	Public administration	437	31.9	20
15.	51	Information and cultural industries	436	23.6	20
16.	71	Arts, entertainment and recreation	369	23.1	20
17.	55	Management of companies and enterprises	197	16.6	20
18.	0	0	40	88.7	88
19.	21	Mining, quarrying, and oil and gas extraction	37	22.0	20
20.	11	Agriculture, forestry, fishing and hunting	36	32.2	20

NOTE: NAICS code 56 includes Employment Agencies. Manufacturing includes codes 31-33, Retail Trade includes codes 44-45 and Transportation and Warehousing includes codes 48-49.

TOP HIRING SECTORS BY 3-DIGIT NAICS CODE

What sectors are hiring?

	NAICS CODE	3-DIGIT NAICS LABEL	POSTING COUNT ▾	AVERAGE POSTING LENGTH IN DAYS	MEDIAN POSTING LENGTH IN DAYS
1.	561	Administrative and support services	4,332	25.5	20
2.	722	Food services and drinking places	1,925	41.8	20
3.	541	Professional, scientific and technical services	1,685	29.6	20
4.	484	Truck transportation	1,551	42.8	20
5.	621	Ambulatory health care services	1,413	23.0	20
6.	445	Food and beverage stores	1,090	21.2	20
7.	611	Educational services	880	25.4	20
8.	811	Repair and maintenance	652	41.2	20
9.	238	Specialty trade contractors	629	42.5	20
10.	622	Hospitals	599	17.0	14
11.	236	Construction of buildings	572	30.2	20
12.	448	Clothing and clothing accessories stores	559	22.4	20
13.	441	Motor vehicle and parts dealers	534	23.9	20
14.	522	Credit intermediation and related activities	502	20.7	14
15.	624	Social assistance	473	30.2	20
16.	452	General merchandise stores	470	16.1	15
17.	311	Food manufacturing	469	26.0	20
18.	623	Nursing and residential care facilities	385	22.5	20
19.	336	Transportation equipment manufacturing	381	23.3	20
20.	524	Insurance carriers and related activities	327	23.7	20
21.	325	Chemical manufacturing	326	20.5	20
22.	812	Personal and laundry services	324	24.4	20
23.	713	Amusement, gambling and recreation industries	317	23.6	20
24.	442	Furniture and home furnishings stores	311	26.4	20
25.	444	Building material and garden equipment and supplies dealers	310	19.1	20
26.	446	Health and personal care stores	307	27.9	20
27.	453	Miscellaneous store retailers	307	22.2	20
28.	531	Real estate	280	27.4	20
29.	523	Securities, commodity contracts, and other financial investment and related activities	279	16.9	14
30.	417	Machinery, equipment and supplies merchant wholesalers	268	23.4	20
31.	412	Food, beverage and tobacco merchant wholesalers	262	22.4	20

TOP HIRING SECTORS BY 4-DIGIT NAICS CODE

What sectors are hiring?

	NAICS CODE	4-DIGIT NAICS LABEL	POSTING COUNT ▾	AVERAGE POSTING LENGTH IN DAYS	MEDIAN POSTING DAYS IN LENGTH
1.	5613	Employment services	3,578	25.3	20
2.	7225	Full-service restaurants and limited-service eating places	1,662	45.9	20
3.	4841	General freight trucking	1,422	44.4	20
4.	4451	Grocery stores	872	19.7	20
5.	6221	General medical and surgical hospitals	594	17.0	14
6.	8111	Automotive repair and maintenance	585	41.6	20
7.	4521	Department stores	450	16.0	15
8.	4481	Clothing stores	434	20.9	20
9.	5413	Architectural, engineering and related services	416	28.0	20
10.	4411	Automobile dealers	407	23.0	20
11.	5221	Depository credit intermediation	406	17.9	14
12.	2361	Residential building construction	374	35.7	20
13.	5415	Computer systems design and related services	373	29.4	20
14.	6233	Community care facilities for the elderly	334	23.0	20
15.	5617	Services to buildings and dwellings	334	29.2	20
16.	4461	Health and personal care stores	307	27.9	20
17.	7139	Other amusement and recreation industries	302	24.0	20
18.	6213	Offices of other health practitioners	297	28.0	20
19.	4441	Building material and supplies dealers	295	19.0	20
20.	6214	Out-patient care centres	293	18.8	18
21.	5239	Other financial investment activities	270	15.4	14
22.	4921	Couriers	245	25.4	20
23.	6211	Offices of physicians	242	25.1	20
24.	4131	Food merchant wholesalers	238	34.8	20
25.	7223	Special food services	235	23.9	20
26.	5416	Management, scientific and technical consulting services	235	25.8	20
27.	4931	Warehousing and storage	232	34.6	20
28.	6216	Home health care services	231	18.7	20
29.	8121	Personal care services	229	24.5	20
30.	4431	Electronics and appliance stores	227	18.2	15.5
31.	6212	Offices of dentists	227	29.3	20

TOP HIRING SECTORS BY 5-DIGIT NAICS CODE

What sectors are hiring?

	NAICS CODE	5-DIGIT NAICS LABEL	POSTING COUNT ▾	AVERAGE POSTING LENGTH IN DAYS	MEDIAN POSTING LENGTH IN DAYS
1.	56131	Employment placement agencies and executive search services	3,570	25.2	20
2.	72251	Full-service restaurants and limited-service eating places	1,662	45.9	20
3.	48411	General freight trucking, local	1,020	48.1	20
4.	44511	Supermarkets and other grocery (except convenience) stores	855	19.5	20
5.	62211	General medical and surgical hospitals	594	17.0	14
6.	45211	Department stores	450	16.0	15
7.	48412	General freight trucking, long distance	402	36.3	20
8.	52211	Banking	393	17.0	14
9.	81111	Automotive mechanical and electrical repair and maintenance	389	40.7	20
10.	23611	Residential building construction	374	35.7	20
11.	54151	Computer systems design and related services	373	29.4	20
12.	44111	New car dealers	354	22.1	20
13.	62331	Community care facilities for the elderly	334	23.0	20
14.	54133	Engineering services	313	25.2	20
15.	62149	Other out-patient care centres	279	18.5	18
16.	49211	Couriers	245	25.4	20
17.	62111	Offices of physicians	242	25.1	20
18.	52399	All other financial investment activities	232	14.2	14
19.	62161	Home health care services	231	18.7	20
20.	62121	Offices of dentists	227	29.3	20
21.	44314	Electronics and appliance stores	227	18.2	15.5
22.	62441	Child day-care services	226	38.4	20
23.	44211	Furniture stores	204	27.4	20
24.	52421	Insurance agencies and brokerages	204	23.0	20
25.	49311	General warehousing and storage	197	36.5	20
26.	55111	Management of companies and enterprises	197	16.6	20
27.	72111	Hotels (except casino hotels) and motels	196	25.9	20
28.	23622	Commercial and institutional building construction	192	22.7	20
29.	71394	Fitness and recreational sports centres	186	23.4	20
30.	61171	Educational support services	183	28.7	20
31.	81211	Hair care and esthetic services	182	24.6	20

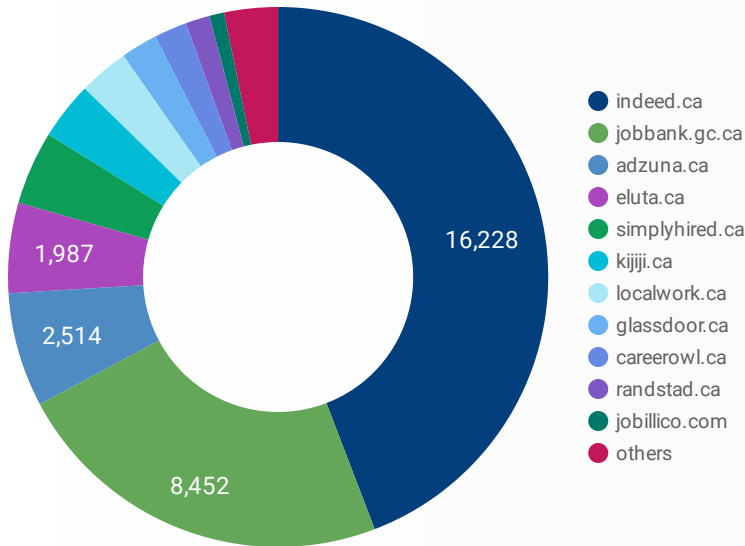
TOP HIRING SECTORS BY 6-DIGIT NAICS CODE

What sectors are hiring?

	NAICS CODE	6-DIGIT NAICS LABEL	POSTING COUNT ▾	AVG POSTING LENGTH IN DAYS	MEDIAN POSTING LENGTH IN DAYS
1.	561310	Employment placement agencies and executive search services	3,570	25.2	20
2.	484110	General freight trucking, local	1,020	48.1	20
3.	722511	Full-service restaurants	880	43.9	20
4.	445110	Supermarkets and other grocery (except convenience) stores	855	19.5	20
5.	722512	Limited-service eating places	782	48.4	20
6.	622111	General (except paediatric) hospitals	594	17.0	14
7.	452110	Department stores	450	16.0	15
8.	236110	Residential building construction	374	35.7	20
9.	541514	Computer systems design and related services (except video game design and development)	371	29.4	20
10.	811111	General automotive repair	359	39.2	20
11.	441110	New car dealers	354	22.1	20
12.	623310	Community care facilities for the elderly	334	23.0	20
13.	541330	Engineering services	313	25.2	20
14.	522112	Corporate and institutional banking industry	266	17.2	14
15.	484121	General freight trucking, long distance, truck-load	256	37.8	20
16.	492110	Couriers	245	25.4	20
17.	621110	Offices of physicians	242	25.1	20
18.	523990	All other financial investment activities	232	14.2	14
19.	621610	Home health care services	231	18.7	20
20.	621494	Community health centres	229	15.2	18
21.	621210	Offices of dentists	227	29.3	20
22.	624410	Child day-care services	226	38.4	20
23.	443143	Appliance, television and other electronics stores	205	17.5	14
24.	524210	Insurance agencies and brokerages	204	23.0	20
25.	442110	Furniture stores	204	27.4	20
26.	493110	General warehousing and storage	197	36.5	20
27.	721111	Hotels	193	26.0	20
28.	236220	Commercial and institutional building construction	192	22.7	20
29.	713940	Fitness and recreational sports centres	186	23.4	20
30.	611710	Educational support services	183	28.7	20
31.	811320	Immigration services	174	61.9	20

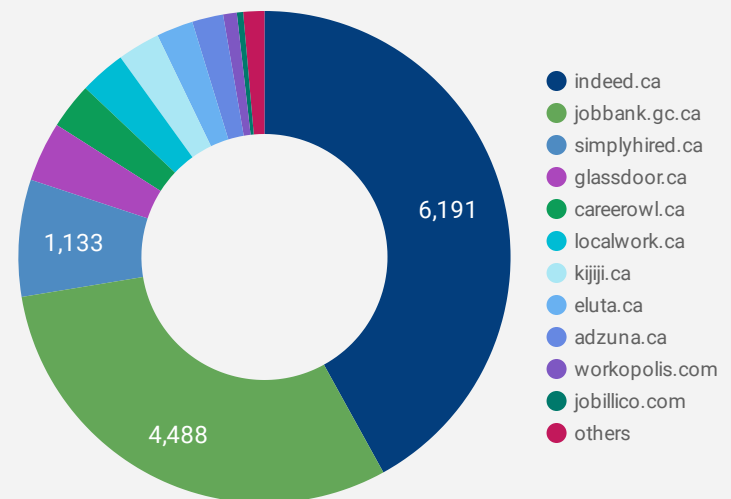
JOB POSTINGS BY JOB BOARD

What share of unique job postings appear on each job board?



COMPANIES BY JOB BOARD

What share of unique job postings appear on each job board?



JOB POSTING DETAILS BY JOB BOARD

How does job posting activity differ by job board?

	JOB BOARD	POSTING COUNT	AVG POSTING LENGTH IN DAYS	MEDIAN POSTING LENGTH IN DAYS	# OF COMPANIES
1.	indeed.ca	16,228	19	20	6,191
2.	jobbank.gc.ca	8,452	63	33	4,488
3.	adzuna.ca	2,514	14	14	302
4.	eluta.ca	1,987	20	20	356
5.	simplyhired.ca	1,614	20	20	1,133
6.	kijiji.ca	1,270	15	15	412
7.	localwork.ca	1,100	13	5	445
8.	glassdoor.ca	805	20	20	580
9.	careerowl.ca	721	141	136.5	446
10.	randstad.ca	534	71	90	1
11.	jobillico.com	326	24	18	61
12.	rncareers.ca	232	17	7	40
13.	careerarc.com	231	24	16	20
14.	careerbuilder.ca	192	66	57	27
15.	workopolis.com	140	250	251	132
16.	network.applytoeducation.com	99	21	9.5	13
17.	retail.ca	73	14	13	19
18.	charityvillage.com	25	16	16	21