

# JOB DEMAND REPORT

## MAY 2023

### HIGHLIGHTS

JOB POSTINGS BY THE NUMBERS				# OF DAYS POSTED	
TOTAL POSTINGS	NEW THIS MONTH	COMPANIES	JOB BOARDS	AVERAGE	MEDIAN
39,532	19,447	12,367	38	30.6	20

### REPORT BUILDER

The default filter selection below will show all job demand data for the month. You can use the filters to create a customized report for the purpose of understanding a subset of the data.

#### OCCUPATION FILTERS

SKILL TYPE NAME / 1-DIGIT NOC	▼
MAJOR GROUP / 2-DIGIT NOC	▼
MINOR GROUP / 3-DIGIT NOC	▼
UNIT GROUP / 4-DIGIT NOC	▼
SKILL LEVEL	▼
JOB TYPE	▼
JOB DURATION	▼
ADDITIONAL LANGUAGE	▼
SPECIFIC JOB TAGS	▼

#### INDUSTRY/SECTOR FILTERS

HIRING SECTOR BY 2-DIGIT NAICS CODE	▼
HIRING SECTOR BY 3-DIGIT NAICS CODE	▼
HIRING SECTOR BY 4-DIGIT NAICS CODE	▼
HIRING SECTOR BY 5-DIGIT NAICS CODE	▼
HIRING SECTOR BY 6-DIGIT NAICS CODE	▼

#### OTHER FILTERS

MUNICIPALITY	▼
REGION	▼
JOB BOARD	▼

NOC = National Occupation Classification | NAICS = North American Industry Classification System

#### Source:

Job posting data collected by the Peel Halton Workforce Development Group from job boards and employer websites that recruit candidates in Peel and Halton Regions.

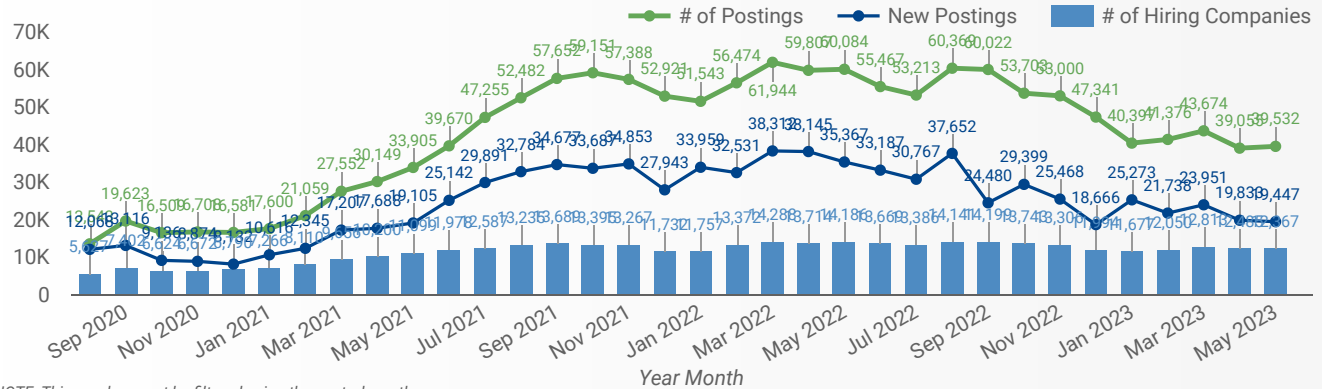


This Employment Ontario service is funded in part by the Government of Canada and the Government of Ontario.

Ce service Emploi Ontario est financé en partie par le gouvernement du Canada et le gouvernement de l'Ontario.

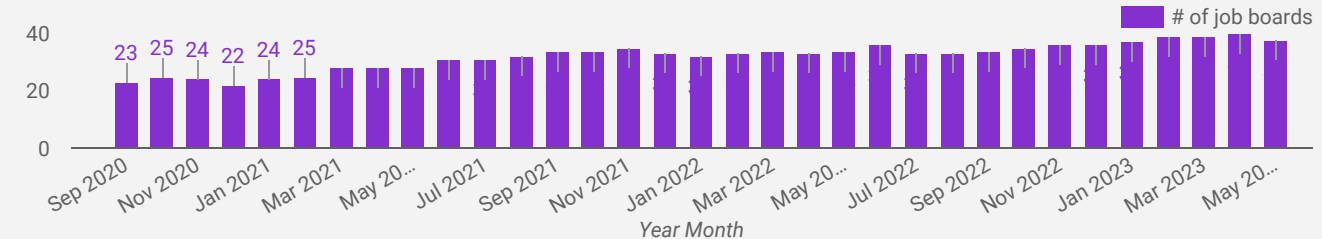
## JOB POSTINGS BY MONTH FOR PEEL & HALTON REGIONS

How many job postings were active for at least 1 day this month?



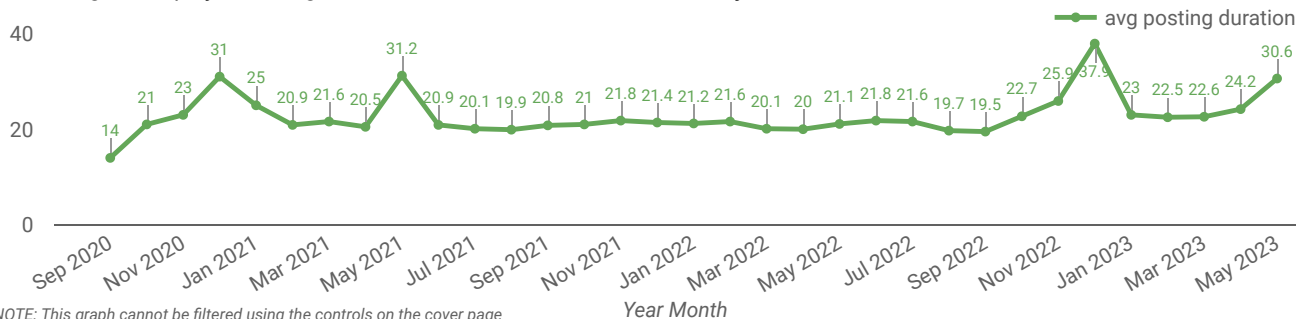
## NUMBER OF ACTIVE JOB BOARDS

How many job postings were active for at least 1 day this month on these job boards?



## AVERAGE POSTING LENGTH BY DAYS

How long are employers having to recruit for to find candidates to fill their job vacancies?



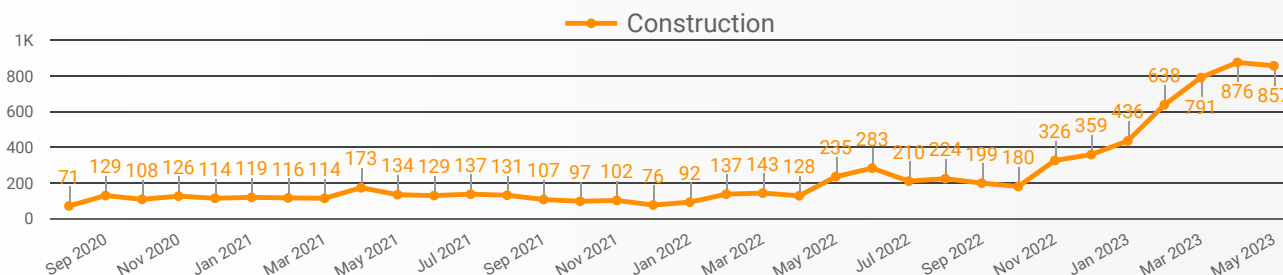
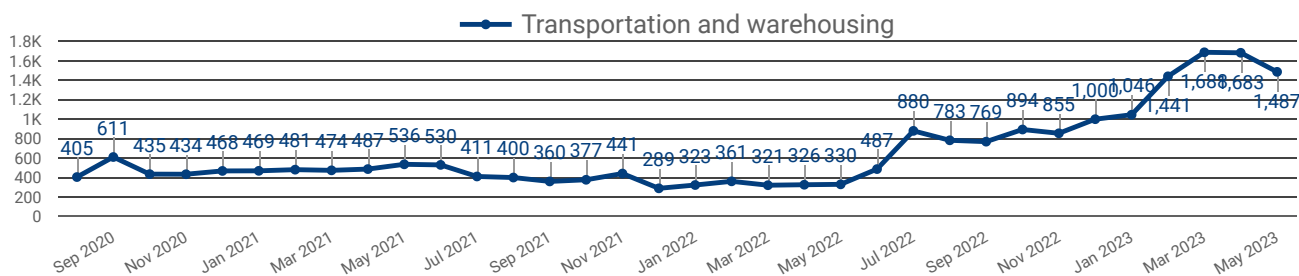
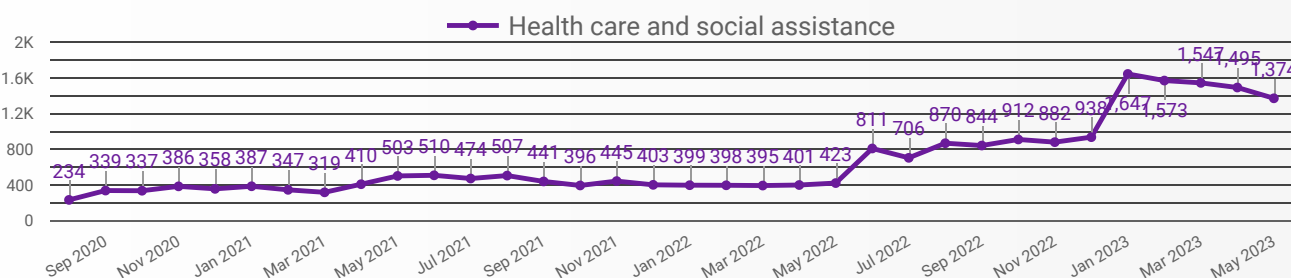
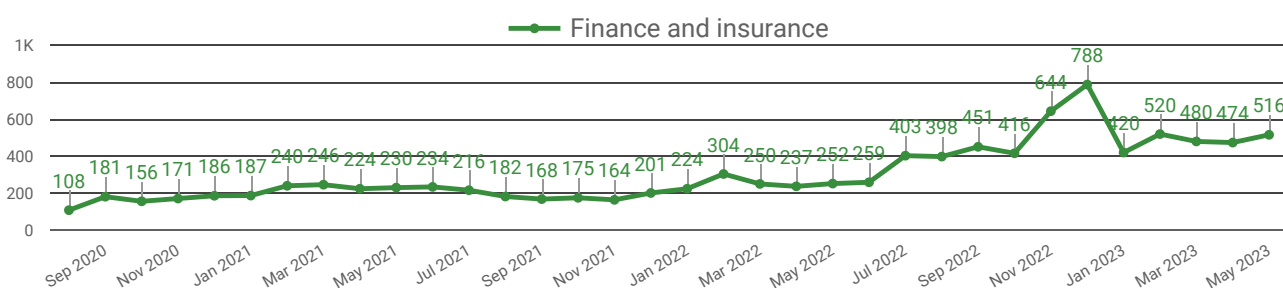
## POST DATE TIMELINE FOR THIS MONTH'S ACTIVE JOB POSTINGS

How many job postings were active for at least 1 day this month?



## DEMAND BY KEY SECTOR (PEEL & HALTON REGIONS)

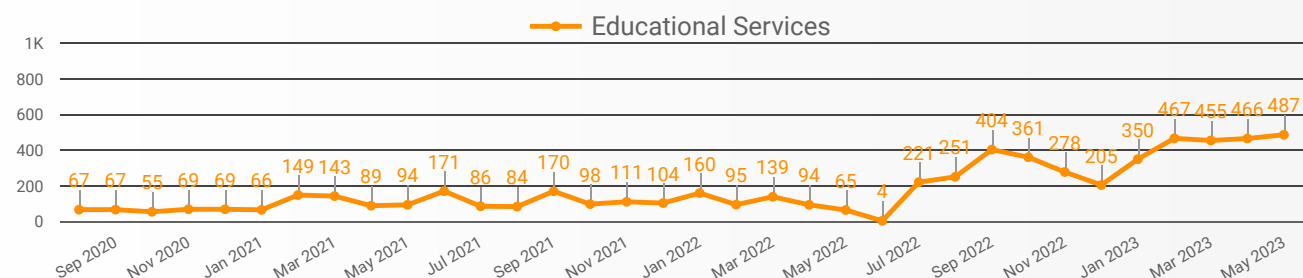
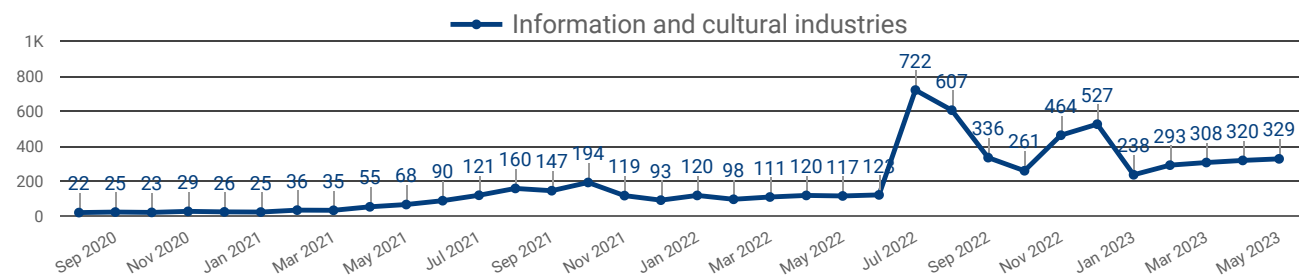
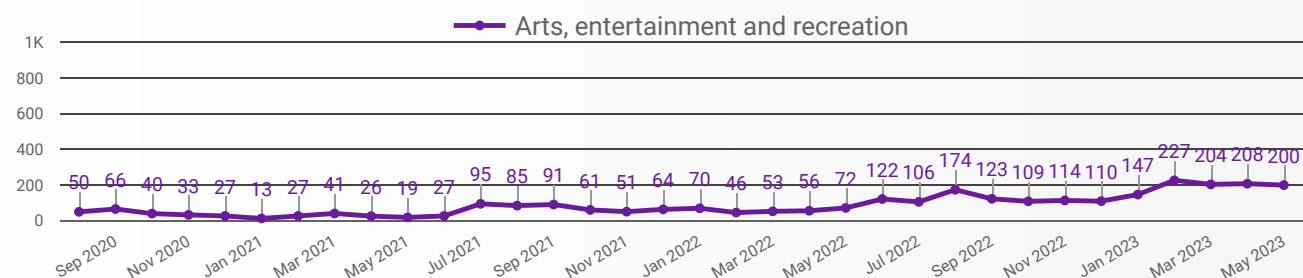
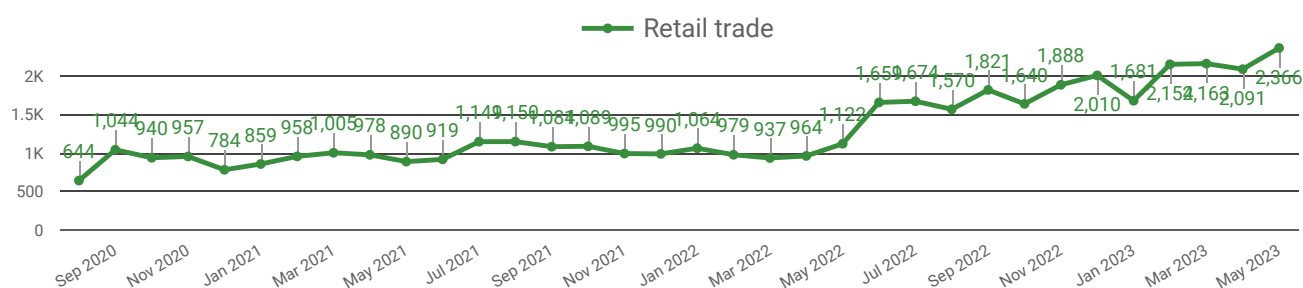
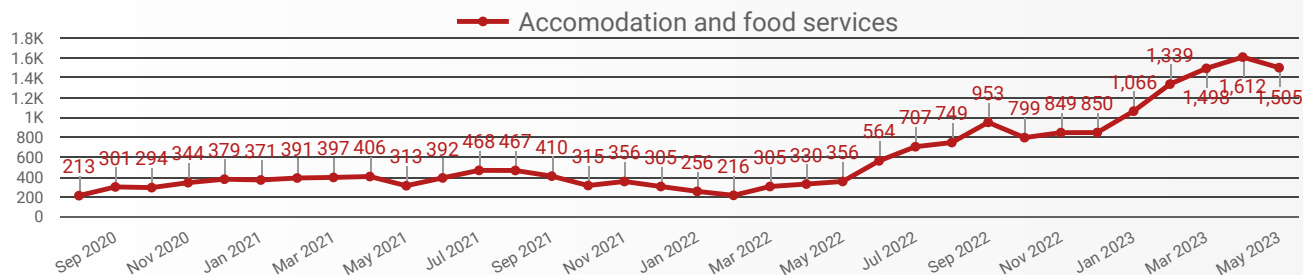
How many job postings were active for at least 1 day this month by sector?



NOTE: This graph cannot be filtered using the controls on the cover page

## DEMAND BY IMPACTED SECTOR (PEEL & HALTON REGIONS)

How many job postings were active for at least 1 day this month by sector?



NOTE: This graph cannot be filtered using the controls on the cover page

## JOB POSTINGS BY REGION

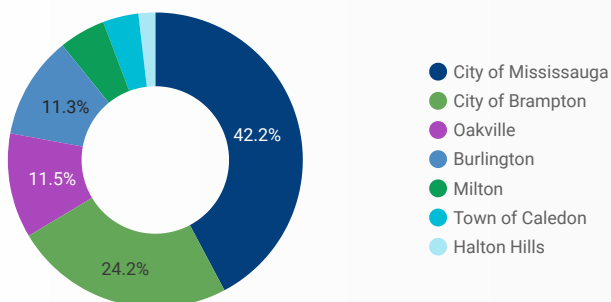
Where are job opportunities being offered?

	REGION	POSTING COUNT	AVG POSTING LENGTH IN DAYS	MEDIAN POSTING LENGTH IN DAYS
1.	Peel Region	27,615	32.2	20
2.	Halton Region	11,656	27.6	20

## JOB POSTINGS BY MUNICIPALITY

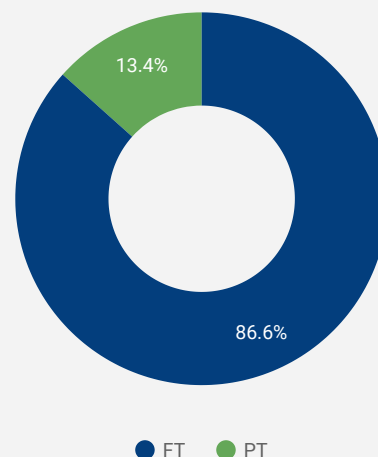
Where are job opportunities being offered?

	MUNICIPALITY	POSTING COUNT	AVG POSTING LENGTH IN DAYS	MEDIAN POSTING LENGTH IN DAYS
1.	City of Mississauga	16,586	31.7	20
2.	City of Brampton	9,495	32.8	20
3.	Oakville	4,509	26.2	20
4.	Burlington	4,423	27.9	20
5.	Milton	2,000	28.5	20
6.	Town of Caledon	1,534	34.2	20
7.	Halton Hills	724	31.8	20



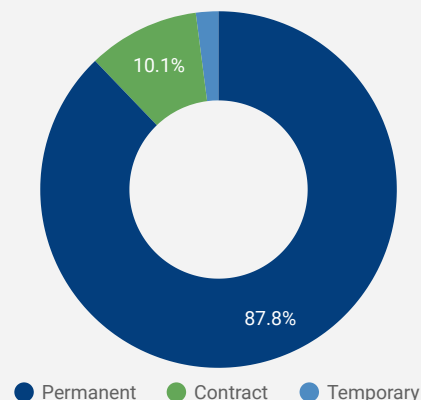
## JOB TYPE

Full-time vs Part-time



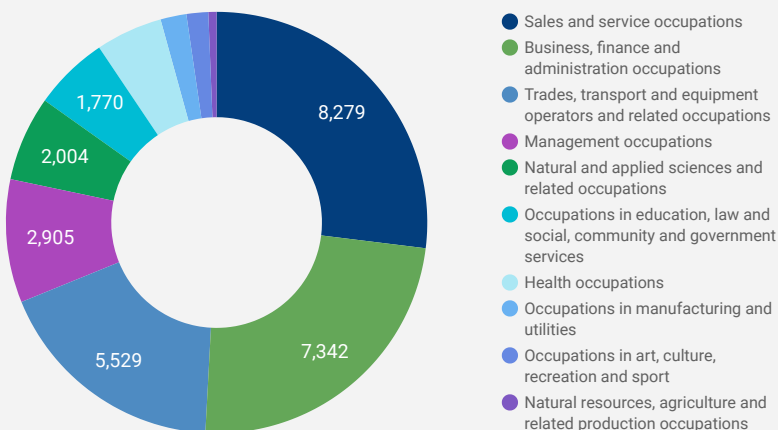
## JOB DURATION

Permanency of jobs posted



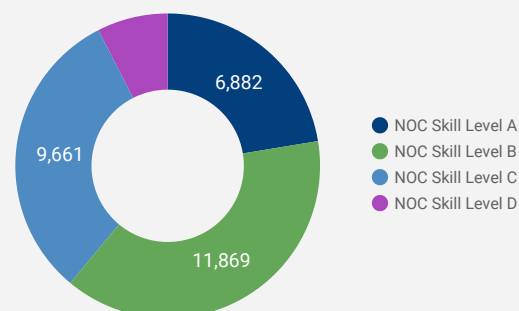
## JOB POSTINGS BY JOB CATEGORY

What broad occupational category is being recruited?



## JOB POSTS BY SKILL LEVEL

What education do occupations typically require?



Skill Level A = Usually University education | Skill Level B = Usually College education or Apprenticeship training | Skill Level C = Usually Secondary education or occupation-specific training | Skill Level D = Usually on-the-job training

## TOP HIRING COMPANIES & AGENCIES

What companies are hiring?

	COMPANY	POSTINGS ▾	AVERAGE POSTING DURATION IN DAYS	MEDIAN POSTING DURATION IN DAYS
1.	Randstad Interim Inc.	594	50.1	41
2.	Loblaw Companies	278	13.8	14
3.	Citigroup	208	14.4	14
4.	Loblaw Companies Limited	206	20.7	20
5.	Walmart Canada	205	16.0	14
6.	Trillium Health Partners	201	25.7	20
7.	Halton Healthcare Services	172	13.3	7
8.	Halton Healthcare Services Corporation	149	13.2	13
9.	William Osler Health System	145	17.7	20
10.	Peel District School Board	140	22.7	20
11.	Halton Healthcare	130	23.4	20
12.	City of Brampton	123	14.2	13
13.	TJX Canada - Winners, Marshalls, HomeSense	121	21.4	20
14.	AppleOne	117	19.6	20
15.	Halton District School Board	113	18.0	20
16.	Compass Group Canada	113	16.8	20
17.	Starbucks	105	24.2	14
18.	Aerotek	104	21.1	20
19.	Citi	104	16.8	20
20.	Staples Canada	100	18.5	20
21.	Magna International Inc.	100	27.9	20
22.	The Home Depot Canada	95	50.3	20
23.	Walmart	93	16.8	20
24.	TJX CANADA	92	17.4	20
25.	Confidential	89	33.5	27
26.	North American Staffing Services	87	22.8	20
27.	SIEMENS	84	19.6	20
28.	Robert Half Canada Inc.	81	22.6	20
29.	University of Toronto	81	13.4	14
30.	Toronto Catholic District School Board	77	19.7	20
31.	...	...	...	...

## TOP HOURLY WAGES IN JOB POSTINGS

What are employers willing to pay to find the perfect candidate?






# of Minimum Wage Jobs

660

	JOB TITLE	COMPANY	LOCATION	HOURLY WAGE ▾
1.	Registered Dietitian	Valeo Physiotherapy	Milton	250 
2.	Brake Press Operator	Dedicated Workforce	Oakville	223 
3.	Freelance Real Estate Law Clerk	Oakville Law Firm	Oakville	200 
4.	Psychologist/psychological Associate	East Lake Centre	Oakville	160 
5.	Registered Acu Or Tcmp	Valeo Physiotherapy	Milton	150 
6.	Birth Doula	The WOMB	#N/A	150 
7.	Studio Portrait Photographer	Artage Portraits	City of Mississauga	150 
8.	Associate Dentist - 2 x Locations in Brampton	COSMOSMILES	City of Brampton	150 
9.	Registered Massage Therapist	TREASURE YOU MED SPA	Milton	120 
10.	Pediatric Occupational Therapy - Independent Private Contractor	Hopscotch Kids Therapy	Milton	120 
11.	Emdr Psychotherapist, Social Worker Or Psychologist	Couples Therapy Centre	Halton Hills	115 
12.	Registered Social Worker Or Registered Psychotherapist	Bliss Counselling + Psychotherapy	Milton	110 
				1 - 100 / 9217 < >

## TOP SALARIES IN JOB POSTINGS

What are employers willing to pay to find the perfect candidate?

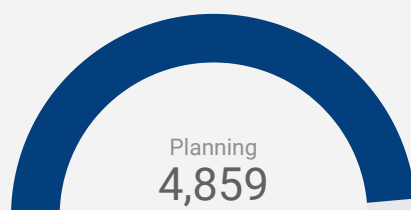
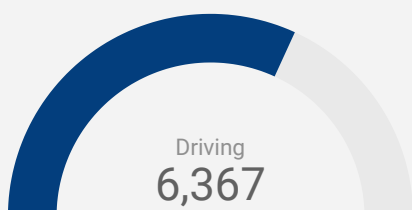
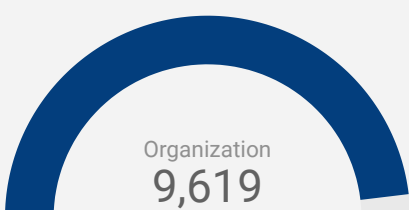
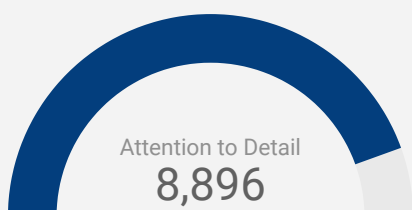
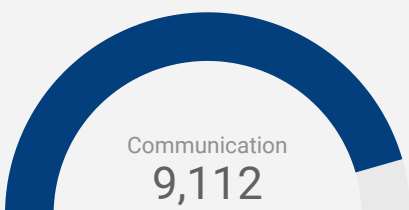
	JOB TITLE	COMPANY	LOCATION	ANNUAL SALARY ▾
1.	Az Team Owner Operator (dedicated Vancouver Run)	PRO TL	City of Mississauga	320,000 
2.	Outside Sales Agent / Residential	Renewal by Andersen	City of Mississauga	300,000 
3.	Physician (Family Medicine) - Diet Clinic	Dr. Poon Metabolic Diet Programme - Mississauga	City of Mississauga	300,000 
4.	Sales Agent	Renewal by Andersen	City of Mississauga	300,000 
5.	Outside Sales Representative	Renewal by Andersen	City of Mississauga	300,000 
6.	Real Estate Agent	Woolcott Real Estate	Burlington	300,000 
7.	Mortgage Team Manager	Sivanesan Group of Companies	City of Mississauga	300,000 
8.	Dentist	Platinum Dental	City of Mississauga	280,000 
9.	General Dentist	Brampton	City of Brampton	279,838 
10.	Director - Extrusion Operational Excellence (OpEx) - Extrusion North America / Canada	Private Company	City of Mississauga	260,000 
11.	Team Lead - Customer Service	QUALITY TRANSPORTS	City of Mississauga	250,000 
				1 - 100 / 12001 < >

## TOP IN-DEMAND SKILLS

How many times were these skills found in job postings?

ACTIVE JOB POSTINGS THIS MONTH

39,532



## KEY JOB REQUIREMENTS

How often are these requirements desired in job postings?

ACTIVE JOB POSTINGS THIS MONTH

39,532



Driver's License  
583



First Aid  
1,217



Regular Access to a Vehicle  
1,001



Criminal Record Check  
2,030



Microsoft Office  
2,889



Food Safety  
717



## JOB POSTINGS BY 4-DIGIT NOC, SKILL LEVEL, FREQUENCY & DURATION

What jobs are hard-to-fill and/or in-demand?

	4-DIGIT NOC CODE	4-DIGIT NOC LABEL	OCCUPATION'S SKILL LEVEL	POSTING COUNT ▾	AVG POSTING LENGTH IN DAYS	MEDIAN POSTING LENGTH IN DAYS
1.	6421	Retail salespersons	NOC Skill Level C	2,150	36	20
2.	1241	Administrative assistants	NOC Skill Level B	1,397	44	20
3.	7511	Transport truck drivers	NOC Skill Level C	1,213	33	20
4.	7452	Material handlers	NOC Skill Level C	1,178	28	20
5.	6322	Cooks	NOC Skill Level B	917	57	20
6.	1221	Administrative officers	NOC Skill Level B	836	33	20
7.	0621	Retail and wholesale trade managers	NOC Skill Level A	707	31	20
8.	1311	Accounting technicians and bookkeepers	NOC Skill Level B	689	59	26
9.	6552	Other customer and information services representatives	NOC Skill Level C	685	30	20
10.	6311	Food service supervisors	NOC Skill Level B	522	72	31
11.	6711	Food counter attendants, kitchen helpers and related support occupations	NOC Skill Level D	520	28	20
12.	7321	Automotive service technicians, truck and bus mechanics and mechanical repairers	NOC Skill Level B	456	44	20
13.	1215	Supervisors, supply chain, tracking and scheduling co-ordination occupations	NOC Skill Level B	432	40	20
14.	3012	Registered nurses and registered psychiatric nurses	NOC Skill Level A	347	20	14
15.	1414	Receptionists	NOC Skill Level C	346	38	20
16.	4412	Home support workers, housekeepers and related occupations	NOC Skill Level C	338	39	20
17.	6211	Retail sales supervisors	NOC Skill Level B	325	59	20
18.	1123	Professional occupations in advertising, marketing and public relations	NOC Skill Level A	323	34	20
19.	6731	Light duty cleaners	NOC Skill Level D	295	32	20
20.	6622	Store shelf stockers, clerks and order fillers	NOC Skill Level D	276	28	20
21.	7514	Delivery and courier service drivers	NOC Skill Level C	275	22	20
22.	7611	Construction trades helpers and labourers	NOC Skill Level D	271	48	20
23.	1521	Shippers and receivers	NOC Skill Level C	263	32	20
24.	4163	Business development officers and marketing researchers and consultants	NOC Skill Level A	242	35	20
25.	6513	Food and beverage servers	NOC Skill Level C	241	19	20
26.	0631	Restaurant and food service managers	NOC Skill Level A	232	52	20
27.	1431	Accounting and related clerks	NOC Skill Level C	222	26	20
28.	1114	Other financial officers	NOC Skill Level A	222	19	20

## JOB POSTINGS BY 3-DIGIT NOC, SKILL LEVEL, FREQUENCY & DURATION

What jobs are hard to fill and/or in-demand?

	3-DIGIT NOC CODE	3-DIGIT NOC LABEL	OCCUPATION'S SKILL LEVEL	POSTING COUNT ▾	AVG POSTING LENGTH IN DAYS	MEDIAN POSTING LENGTH IN DAYS
1.	642	Retail salespersons	NOC Skill Level C	2,150	36	20
2.	124	Office administrative assistants - general, legal and medical	NOC Skill Level B	1,595	40	20
3.	751	Motor vehicle and transit drivers	NOC Skill Level C	1,524	30	20
4.	122	Administrative and regulatory occupations	NOC Skill Level B	1,333	30	20
5.	745	Longshore workers and material handlers	NOC Skill Level C	1,181	28	20
6.	632	Chefs and cooks	NOC Skill Level B	1,091	59	20
7.	131	Finance, insurance and related business administrative occupations	NOC Skill Level B	756	53	20
8.	217	Computer and information systems professionals	NOC Skill Level A	743	34	20
9.	152	Supply chain logistics, tracking and scheduling co-ordination occupations	NOC Skill Level C	724	27	20
10.	062	Retail and wholesale trade managers	NOC Skill Level A	707	31	20
11.	655	Customer and information services representatives	NOC Skill Level C	697	30	20
12.	631	Service supervisors	NOC Skill Level B	650	62	20
13.	112	Human resources and business service professionals	NOC Skill Level A	637	30	20
14.	121	Administrative services supervisors	NOC Skill Level B	623	41	20
15.	673	Cleaners	NOC Skill Level D	611	27	20
16.	111	Auditors, accountants and investment professionals	NOC Skill Level A	581	27	20
17.	421	Paraprofessional occupations in legal, social, community and education services	NOC Skill Level B	546	26	20
18.	732	Automotive service technicians	NOC Skill Level B	534	47	20
19.	441	Home care providers and educational support occupations	NOC Skill Level C	527	39	20
20.	671	Food counter attendants, kitchen helpers and related support occupations	NOC Skill Level D	520	28	20
21.	141	General office workers	NOC Skill Level C	505	33	20
22.	143	Financial, insurance and related administrative support workers	NOC Skill Level C	464	24	20
23.	416	Policy and program researchers, consultants and officers	NOC Skill Level A	408	30	20
24.	723	Machining, metal forming, shaping and erecting trades	NOC Skill Level B	386	47	20
25.	651	Occupations in food and beverage service	NOC Skill Level C	383	28	20
26.	011	Senior managers - construction, transportation, production and utilities	NOC Skill Level A	374	30	20
27.	012	Senior managers - construction, transportation, production and utilities	NOC Skill Level A	361	32	20
28.	301	Professional occupations in nursing	NOC Skill Level A	354	20	14

## JOB POSTINGS BY 2-DIGIT NOC, SKILL LEVEL, FREQUENCY & DURATION

What jobs are hard to fill and/or in-demand?

	2-DIGIT NOC CODE	2-DIGIT NOC LABEL	OCCUPATION'S SKILL LEVEL	POSTING COUNT ▾	AVG POSTING LENGTH IN DAYS	MEDIAN POSTING LENGTH IN DAYS
1.	12	Administrative and financial supervisors and administrative occupations	NOC Skill Level B	3,560	36	20
2.	64	Sales representatives and salespersons - wholesale and retail trade	NOC Skill Level C	2,250	35	20
3.	63	Service supervisors and specialized service occupations	NOC Skill Level B	2,098	57	20
4.	75	Transport and heavy equipment operation and related maintenance occupations	NOC Skill Level C	1,661	30	20
5.	65	Service representatives and other customer and personal services occupations	NOC Skill Level C	1,495	29	20
6.	72	Industrial, electrical and construction trades	NOC Skill Level B	1,337	41	20
7.	74	Other installers, repairers and servicers and material handlers	NOC Skill Level C	1,257	29	20
8.	11	Professional occupations in business and finance	NOC Skill Level A	1,218	28	20
9.	06	Middle management occupations in retail and wholesale trade and customer services	NOC Skill Level A	1,198	33	20
10.	67	Service support and other service occupations, n.e.c.	NOC Skill Level D	1,176	27	20
11.	21	Professional occupations in natural and applied sciences	NOC Skill Level A	1,164	31	20
12.	14	Office support occupations	NOC Skill Level C	1,057	28	20
13.	73	Maintenance and equipment operation trades	NOC Skill Level B	954	50	20
14.	22	Technical occupations related to natural and applied sciences	NOC Skill Level B	840	30	20
15.	62	Retail sales supervisors and specialized sales occupations	NOC Skill Level B	783	38	20
16.	13	Finance, insurance and related business administrative occupations	NOC Skill Level B	756	53	20
17.	15	Distribution, tracking and scheduling co-ordination occupations	NOC Skill Level C	751	27	20
18.	01	Senior managers - construction, transportation, production and utilities	NOC Skill Level A	740	31	20
19.	41	Professional occupations in law and social, community and government services	NOC Skill Level A	592	27	20
20.	42	Paraprofessional occupations in legal, social, community and education services	NOC Skill Level B	546	26	20
21.	44	Care providers and educational, legal and public protection support occupations	NOC Skill Level C	534	39	20
22.	32	Technical occupations in health	NOC Skill Level B	533	45	20
23.	66	Sales support occupations	NOC Skill Level D	477	27	20
24.	31	Professional occupations in health (except nursing)	NOC Skill Level A	431	43	20
25.	52	Technical occupations in art, culture, recreation and sport	NOC Skill Level B	388	26	20
26.	30	Professional occupations in nursing	NOC Skill Level A	354	20	14
27.	00	Senior management occupations	NOC Skill Level A	334	51	20
					1 - 46 / 46	< >

## MULTILINGUAL JOB POSTINGS BY THE NUMBERS

ACTIVE POSTINGS	NEW POSTINGS	COMPANIES	JOB LANGUAGES
1,490	442	952	11

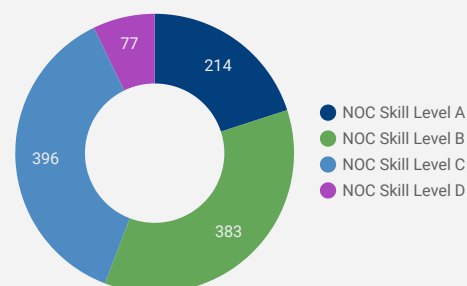
## # OF DAYS POSTED

AVERAGE	MEDIAN
22.4	20

## MULTILINGUAL JOB POSTINGS BY SKILL LEVEL

What language skills are employers looking for by occupational skill level?

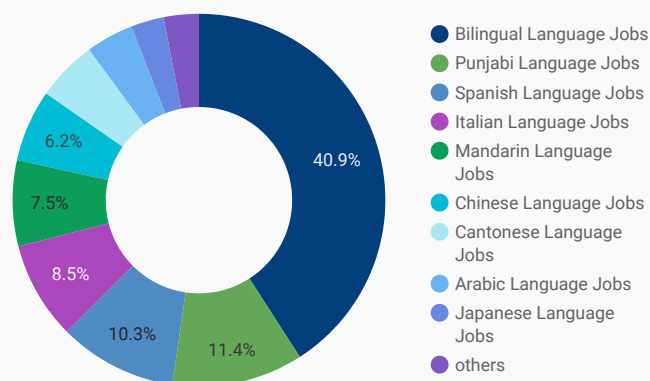
- 214 Skill Level A - Management/ Professional Occupations usually requiring University
- 383 Skill Level B - Usually college education or apprenticeship training
- 396 Skill Level C - Usually secondary education or occupation-specific training
- 77 Skill Level D - Usually on-the-job training



LANGUAGES	NOC Skill Level A	NOC Skill Level B	NOC Skill Level C	NOC Skill Level D
Bilingual Language Jobs	140	170	214	45
Punjabi Language Jobs	12	43	33	9
Italian Language Jobs	9	49	20	10
Spanish Language Jobs	14	28	30	1
Mandarin Language Jobs	10	23	32	
Cantonese Language Jobs	2	15	29	2
Chinese Language Jobs	6	17	18	6

## LANGUAGE SKILLS BREAKDOWN

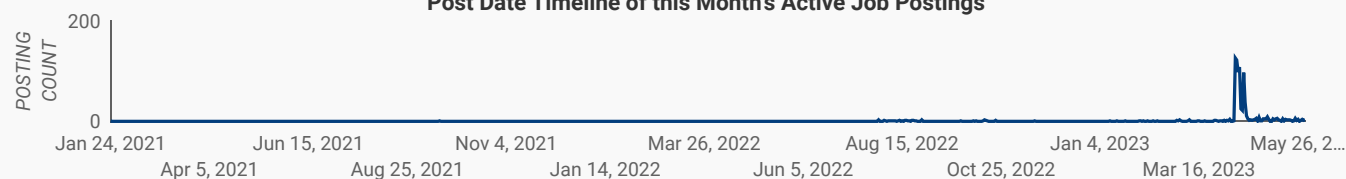
Which kinds of language skills do employers seek?



LANGUAGES	POSTING COUNT
1. Bilingual Language Jobs	866
2. Punjabi Language Jobs	115
3. Spanish Language Jobs	102
4. Italian Language Jobs	96
5. Mandarin Language Jobs	72
6. Chinese Language Jobs	70
7. Cantonese Language Jobs	61

1 - 11 / 11

## Post Date Timeline of this Month's Active Job Postings



## LANGUAGE SKILLS BEING RECRUITED BY JOB CATEGORY

What language skills are sought by 1-Digit NOC?

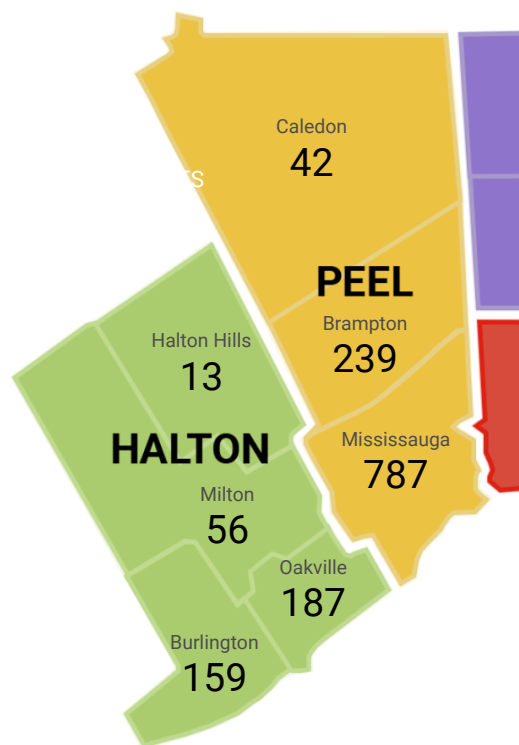
BROAD OCCUPATIONAL CATEGORY	French La...	Punjabi L...	Italian La...	Spanish ...	Mandarin...	Cantones...	Grand total
Business, finance and administration occup...	148	43	7	28	32	17	311
Health occupations	35	6			2	1	46
Management occupations	51	5	6	8	8	1	88
Natural and applied sciences and related o...	29			3			38
Natural resources, agriculture and related p...	1						1
Occupations in art, culture, recreation and s...	12	4			2		20
Occupations in education, law and social, c...	35	11	6	9	4	1	82
Occupations in manufacturing and utilities	10					4	17
Sales and service occupations	151	22	69	20	9	24	341
Trades, transport and equipment operators ...	97	6		5	8		126
Grand total	569	97	88	73	65	48	1,070

## MULTILINGUAL JOB POSTINGS BY MUNICIPALITY

What language skills are sought by 4-Digit NOC?

MUNICIPALITY	JOB LANGUAGES	AVG POSTING LENGTH IN DAYS	MEDIAN POSTING LENGTH IN DAYS
1. City of Mississauga	787	31.7	20
2. City of Brampton	239	32.8	20
3. Oakville	187	26.2	20
4. Burlington	159	27.9	20
5. Milton	56	28.5	20
6. Town of Caledon	42	34.2	20
7. Halton Hills	13	31.8	20

REGION	JOB LANGUAGES	AVG POSTING LENGTH IN DAYS	MEDIAN POSTING LENGTH IN DAYS
1. Peel Region	1,068	32.2	20
2. Halton Region	415	27.6	20



## LANGUAGE DEMAND BY JOB

What language skills are sought by 4-Digit NOC?

	4 DIGIT NOC NAME	POSTINGS ▾
1.	Retail salespersons	76
2.	Cooks	63
3.	Other customer and information services ...	53
4.	Administrative assistants	39
5.	Material handlers	36
6.	Food counter attendants, kitchen helpers ...	32
7.	Transport truck drivers	29
8.	Receptionists	27
9.	Administrative officers	24
10.	Professional occupations in advertising, ...	23
11.	Supervisors, supply chain, tracking and sc...	20
12.	Retail and wholesale trade managers	18
13.	Food and beverage servers	16
14.	Home support workers, housekeepers an...	16
15.	Banking, insurance and other financial cle...	15
16.	Chefs	14
17.	Insurance agents and brokers	13
18.	Medical administrative assistants	13
19.	Other instructors	12
20.	Other financial officers	12
21.	Program leaders and instructors in recrea...	11
22.	General office support workers	11
23.	Social and community service workers	10
24.	Corporate sales managers	10
25.	Business development officers and marke...	10
26.	Accounting and related clerks	10
27.	Dispatchers	9
28.	Light duty cleaners	9
29.	General practitioners and family physicians	9
30.	Store shelf stockers, clerks and order fillers	9
31.	User support technicians	8
		1 - 100 / 174 < >

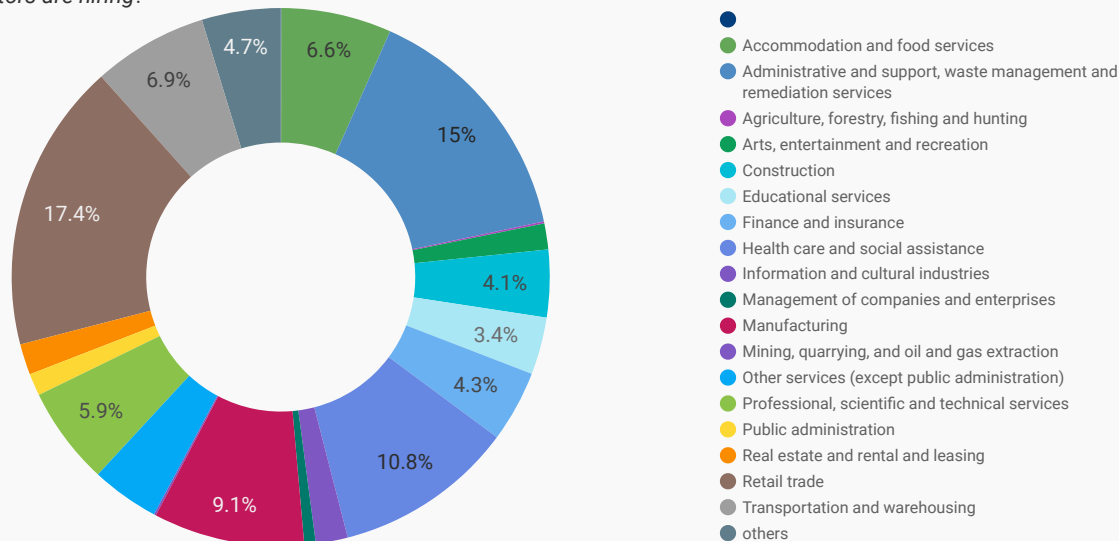
## MULTILINGUAL HIRING EMPLOYERS

Which employers are seeking multilingual candidates?

	COMPANY	POSTINGS ▾
1.	Trillium Health Partners	26
2.	Btrust Supermarket	21
3.	Randstad Interim Inc.	18
4.	GreenLife INC.	16
5.	SIEMENS	15
6.	Kijiji Jobs	14
7.	Universal Logistics Solutions	12
8.	VON Canada	12
9.	Yee Hong Centre for Geriatric Care	10
10.	BELL MOBILITY/BELL MOBILITÄ%	10
11.	Royal Bank of Canada	10
12.	East Side Mario's	10
13.	CANON CANADA INC.	9
14.	Expert Staffing Solutions	8
15.	Mercedes Benz	7
16.	Gyu-Kaku Japanese BBQ	7
17.	Aston Carter	6
18.	McKesson Canada Corporation	6
19.	Bell Canada	6
20.	The Chefs' Warehouse	6
21.	Banque Laurentienne	6
22.	CIBC (CANADIAN IMPERIAL BANK OF COMMERCE)	5
23.	B&J Global Inc	5
24.	BELL BUSINESS MARKETS	5
25.	Loblaw Companies Limited	5
26.	PUNJABI BY NATURE	5
27.	FedEx Express Canada	5
28.	CONSUMER & SMB/MARCHÄ% CONSOMMATEUR & PME	5
		1 - 50 / 954 < >

## TOP HIRING SECTORS BY 2-DIGIT NAICS CODE

What sectors are hiring?



	NAICS CODE	2-DIGIT NAICS LABEL	POSTING COUNT	AVG POSTING LENGTH IN DAYS	MEDIAN POSTING LENGTH IN DAYS
1.	44-45	Retail trade	5,100	28.1	20
2.	56	Administrative and support, waste management and remediation services	4,483	27.8	20
3.	62	Health care and social assistance	3,151	31.0	20
4.	31-33	Manufacturing	2,673	27.5	20
5.	48-49	Transportation and warehousing	2,483	36.6	20
6.	72	Accommodation and food services	2,461	41.6	20
7.	54	Professional, scientific and technical services	1,842	31.8	20
8.	23	Construction	1,449	36.0	20
9.	41	Wholesale trade	1,385	31.0	20
10.	81	Other services (except public administration)	1,367	39.2	20
11.	52	Finance and insurance	1,197	21.9	15
12.	61	Educational services	1,004	23.8	20
13.	51	Information and cultural industries	612	28.0	20
14.	53	Real estate and rental and leasing	567	31.7	20
15.	91	Public administration	445	28.2	20
16.	71	Arts, entertainment and recreation	444	26.9	20
17.	55	Management of companies and enterprises	205	18.3	20
18.	22	Utilities	60	22.8	20
19.	0	0	37	72.2	61
20.	21	Mining, quarrying, and oil and gas extraction	37	24.5	20

NOTE: NAICS code 56 includes Employment Agencies. Manufacturing includes codes 31-33, Retail Trade includes codes 44-45 and Transportation and Warehousing includes codes 48-49.

## TOP HIRING SECTORS BY 3-DIGIT NAICS CODE

What sectors are hiring?

	NAICS CODE	3-DIGIT NAICS LABEL	POSTING COUNT ▾	AVERAGE POSTING LENGTH IN DAYS	MEDIAN POSTING LENGTH IN DAYS
1.	561	Administrative and support services	4,342	28.0	20
2.	722	Food services and drinking places	2,207	43.7	20
3.	541	Professional, scientific and technical services	1,842	31.8	20
4.	621	Ambulatory health care services	1,575	36.7	20
5.	484	Truck transportation	1,570	42.3	20
6.	445	Food and beverage stores	1,267	25.1	20
7.	611	Educational services	1,004	23.8	20
8.	811	Repair and maintenance	744	44.4	20
9.	238	Specialty trade contractors	707	39.2	20
10.	452	General merchandise stores	694	19.1	20
11.	441	Motor vehicle and parts dealers	647	27.9	20
12.	236	Construction of buildings	639	33.8	20
13.	448	Clothing and clothing accessories stores	605	33.7	20
14.	522	Credit intermediation and related activities	592	19.6	14
15.	622	Hospitals	586	18.9	19
16.	311	Food manufacturing	576	24.9	20
17.	624	Social assistance	554	28.2	20
18.	623	Nursing and residential care facilities	436	31.2	20
19.	444	Building material and garden equipment and supplies dealers	429	35.9	20
20.	453	Miscellaneous store retailers	403	25.6	20
21.	713	Amusement, gambling and recreation industries	375	27.5	20
22.	336	Transportation equipment manufacturing	370	23.2	20
23.	812	Personal and laundry services	354	41.1	20
24.	442	Furniture and home furnishings stores	343	38.7	20
25.	417	Machinery, equipment and supplies merchant wholesalers	343	33.0	20
26.	446	Health and personal care stores	342	30.7	20
27.	524	Insurance carriers and related activities	314	31.0	20
28.	488	Support activities for transportation	299	33.8	20
29.	325	Chemical manufacturing	296	20.6	20
30.	523	Securities, commodity contracts, and other financial investment and related activities	291	17.0	15
31.	413	Food, beverage and tobacco merchant wholesalers	290	29.6	20



## TOP HIRING SECTORS BY 4-DIGIT NAICS CODE

What sectors are hiring?

	NAICS CODE	4-DIGIT NAICS LABEL	POSTING COUNT ▾	AVERAGE POSTING LENGTH IN DAYS	MEDIAN POSTING DAYS IN LENGTH
1.	5613	Employment services	3,449	27.0	20
2.	7225	Full-service restaurants and limited-service eating places	1,884	45.9	20
3.	4841	General freight trucking	1,406	43.3	20
4.	4451	Grocery stores	998	22.7	20
5.	8111	Automotive repair and maintenance	673	44.2	20
6.	4521	Department stores	672	18.7	20
7.	6221	General medical and surgical hospitals	580	18.7	19
8.	5221	Depository credit intermediation	489	17.4	14
9.	4411	Automobile dealers	483	25.0	20
10.	5413	Architectural, engineering and related services	470	24.2	20
11.	4481	Clothing stores	446	30.0	20
12.	5617	Services to buildings and dwellings	435	32.3	20
13.	4441	Building material and supplies dealers	411	35.5	20
14.	2361	Residential building construction	397	37.8	20
15.	6213	Offices of other health practitioners	369	54.7	20
16.	5415	Computer systems design and related services	362	35.5	20
17.	7139	Other amusement and recreation industries	360	27.7	20
18.	6233	Community care facilities for the elderly	360	30.5	20
19.	4461	Health and personal care stores	342	30.7	20
20.	7223	Special food services	295	31.7	20
21.	6214	Out-patient care centres	293	22.5	20
22.	6212	Offices of dentists	285	43.0	20
23.	5239	Other financial investment activities	282	16.5	14
24.	6117	Educational support services	281	24.1	20
25.	4131	Food merchant wholesalers	269	30.8	20
26.	6211	Offices of physicians	261	33.3	20
27.	5242	Agencies, brokerages and other insurance related activities	258	28.3	20
28.	6244	Child day-care services	258	35.1	20
29.	5616	Investigation and security services	254	34.7	20
30.	5418	Advertising, public relations, and related services	253	42.1	20
31.	5416	Management, scientific and technical consulting services	251	35.5	20
					1 - 50 / 278 < >

## TOP HIRING SECTORS BY 5-DIGIT NAICS CODE

What sectors are hiring?

	NAICS CODE	5-DIGIT NAICS LABEL	POSTING COUNT ▾	AVERAGE POSTING LENGTH IN DAYS	MEDIAN POSTING LENGTH IN DAYS
1.	56131	Employment placement agencies and executive search services	3,438	26.9	20
2.	72251	Full-service restaurants and limited-service eating places	1,884	45.9	20
3.	48411	General freight trucking, local	998	47.8	20
4.	44511	Supermarkets and other grocery (except convenience) stores	971	22.6	20
5.	45211	Department stores	672	18.7	20
6.	62211	General medical and surgical hospitals	580	18.7	19
7.	52211	Banking	471	17.3	14
8.	81111	Automotive mechanical and electrical repair and maintenance	446	49.8	20
9.	44111	New car dealers	434	24.0	20
10.	48412	General freight trucking, long distance	408	34.5	20
11.	23611	Residential building construction	397	37.8	20
12.	54151	Computer systems design and related services	362	35.5	20
13.	62331	Community care facilities for the elderly	360	30.5	20
14.	54133	Engineering services	358	23.5	20
15.	62121	Offices of dentists	285	43.0	20
16.	61171	Educational support services	281	24.1	20
17.	62149	Other out-patient care centres	279	22.6	20
18.	62111	Offices of physicians	261	33.3	20
19.	62441	Child day-care services	258	35.1	20
20.	72111	Hotels (except casino hotels) and motels	250	28.3	20
21.	49211	Couriers	249	26.4	20
22.	23622	Commercial and institutional building construction	241	28.8	20
23.	44314	Electronics and appliance stores	235	24.5	20
24.	52399	All other financial investment activities	233	14.9	14
25.	62161	Home health care services	232	32.5	20
26.	44411	Home centres	230	44.3	20
27.	56173	Landscaping services	225	30.4	20
28.	52421	Insurance agencies and brokerages	214	30.3	20
29.	44211	Furniture stores	208	36.9	20
30.	55111	Management of companies and enterprises	205	18.3	20
31.	31161	Animal slaughtering and processing	202	19.6	20

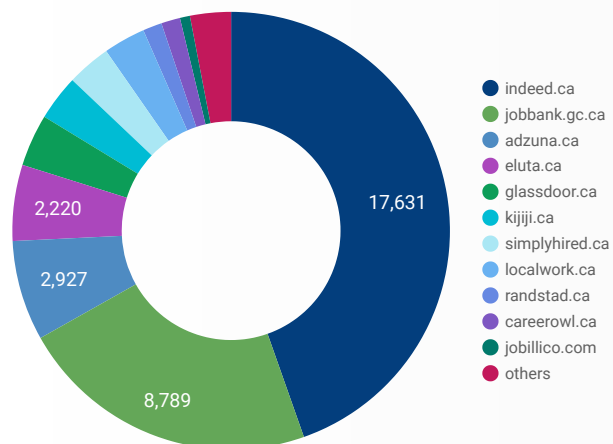
## TOP HIRING SECTORS BY 6-DIGIT NAICS CODE

What sectors are hiring?

	NAICS CODE	6-DIGIT NAICS LABEL	POSTING COUNT	AVG POSTING LENGTH IN DAYS	MEDIAN POSTING LENGTH IN DAYS
1.	561310	Employment placement agencies and executive search services	3,438	26.9	20
2.	722511	Full-service restaurants	1,028	46.3	20
3.	484110	General freight trucking, local	998	47.8	20
4.	445110	Supermarkets and other grocery (except convenience) stores	971	22.6	20
5.	722512	Limited-service eating places	856	45.4	20
6.	452110	Department stores	672	18.7	20
7.	622111	General (except paediatric) hospitals	580	18.7	19
8.	441110	New car dealers	434	24.0	20
9.	811111	General automotive repair	415	49.8	20
10.	236110	Residential building construction	397	37.8	20
11.	623310	Community care facilities for the elderly	360	30.5	20
12.	541514	Computer systems design and related services (except video game design and development)	359	34.2	20
13.	541330	Engineering services	358	23.5	20
14.	522112	Corporate and institutional banking industry	322	17.2	14
15.	621210	Offices of dentists	285	43.0	20
16.	611710	Educational support services	281	24.1	20
17.	484121	General freight trucking, long distance, truck-load	267	31.6	20
18.	621110	Offices of physicians	261	33.3	20
19.	624410	Child day-care services	258	35.1	20
20.	492110	Couriers	249	26.4	20
21.	721111	Hotels	247	27.6	20
22.	236220	Commercial and institutional building construction	241	28.8	20
23.	523990	All other financial investment activities	233	14.9	14
24.	621610	Home health care services	232	32.5	20
25.	444110	Home centres	230	44.3	20
26.	561730	Landscaping services	225	30.4	20
27.	621494	Community health centres	220	15.2	20
28.	524210	Insurance agencies and brokerages	214	30.3	20
29.	442110	Furniture stores	208	36.9	20
30.	443143	Appliance, television and other electronics stores	204	25.1	20
31.	713040	Fitness and recreational sports centres	201	25.1	20

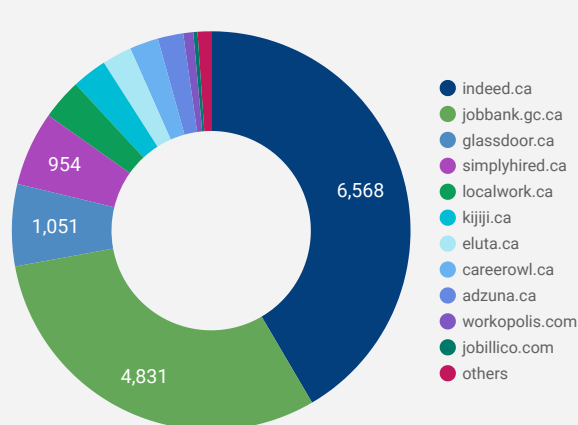
## JOB POSTINGS BY JOB BOARD

What share of unique job postings appear on each job board?



## COMPANIES BY JOB BOARD

What share of unique job postings appear on each job board?



## JOB POSTING DETAILS BY JOB BOARD

How does job posting activity differ by job board?

	JOB BOARD	POSTING COUNT	AVG POSTING LENGTH IN DAYS	MEDIAN POSTING LENGTH IN DAYS	# OF COMPANIES
1.	indeed.ca	17,631	21	20	6,568
2.	jobbank.gc.ca	8,789	99	77	4,831
3.	adzuna.ca	2,927	14	14	327
4.	eluta.ca	2,220	20	20	380
5.	glassdoor.ca	1,523	20	20	1,051
6.	kijiji.ca	1,329	15	15	448
7.	simplyhired.ca	1,285	19	20	954
8.	localwork.ca	1,228	8	2	523
9.	randstad.ca	556	54	61	1
10.	careerowl.ca	554	183	151	369
11.	jobillico.com	292	23	19	54
12.	careerarc.com	256	43	19	16
13.	network.applytoeducation.com	209	20	18	11
14.	careerbuilder.ca	187	52	41	25
15.	rncareers.ca	171	22	6	29
16.	workopolis.com	136			128
17.	retail.ca	51	14	11	17
18.	careersinfood.com	25	45	37	8