

JOB DEMAND REPORT

APRIL 2023

HIGHLIGHTS

JOB POSTINGS BY THE NUMBERS				# OF DAYS POSTED	
TOTAL POSTINGS	NEW THIS MONTH	COMPANIES	JOB BOARDS	AVERAGE	MEDIAN
39,055	19,833	12,485	40	24.2	20

REPORT BUILDER

The default filter selection below will show all job demand data for the month. You can use the filters to create a customized report for the purpose of understanding a subset of the data.

OCCUPATION FILTERS

SKILL TYPE NAME / 1-DIGIT NOC	▼
MAJOR GROUP / 2-DIGIT NOC	▼
MINOR GROUP / 3-DIGIT NOC	▼
UNIT GROUP / 4-DIGIT NOC	▼
SKILL LEVEL	▼
JOB TYPE	▼
JOB DURATION	▼
ADDITIONAL LANGUAGE	▼
SPECIFIC JOB TAGS	▼

INDUSTRY/SECTOR FILTERS

HIRING SECTOR BY 2-DIGIT NAICS CODE	▼
HIRING SECTOR BY 3-DIGIT NAICS CODE	▼
HIRING SECTOR BY 4-DIGIT NAICS CODE	▼
HIRING SECTOR BY 5-DIGIT NAICS CODE	▼
HIRING SECTOR BY 6-DIGIT NAICS CODE	▼

OTHER FILTERS

MUNICIPALITY	▼
REGION	▼
JOB BOARD	▼

NOC = National Occupation Classification | NAICS = North American Industry Classification System

Source:

Job posting data collected by the Peel Halton Workforce Development Group from job boards and employer websites that recruit candidates in Peel and Halton Regions.

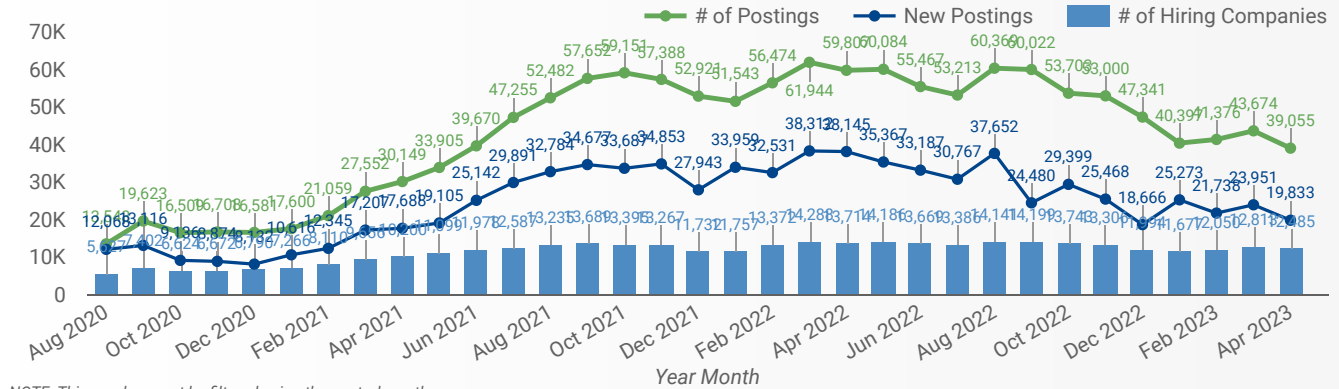


This Employment Ontario service is funded in part by the Government of Canada and the Government of Ontario.

Ce service Emploi Ontario est financé en partie par le gouvernement du Canada et le gouvernement de l'Ontario.

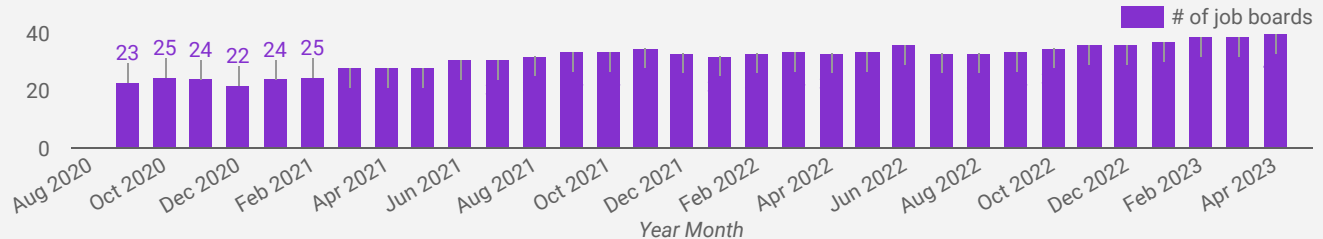
JOB POSTINGS BY MONTH FOR PEEL & HALTON REGIONS

How many job postings were active for at least 1 day this month?



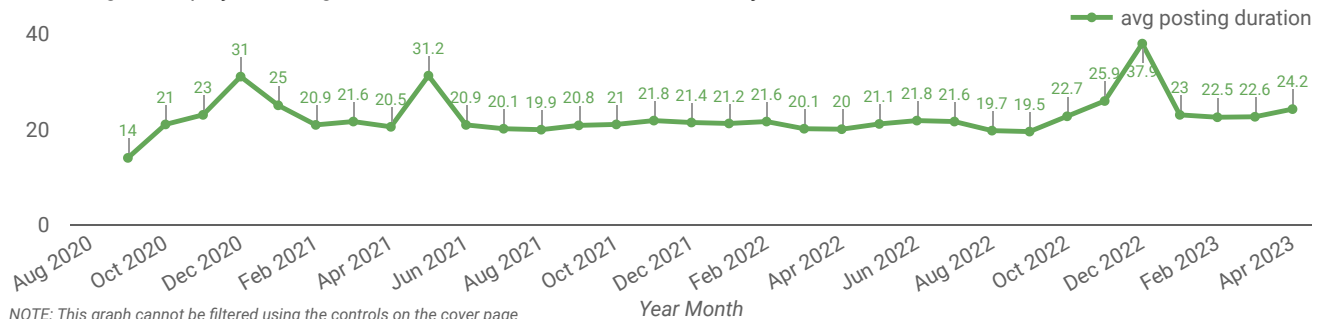
NUMBER OF ACTIVE JOB BOARDS

How many job postings were active for at least 1 day this month on these job boards?



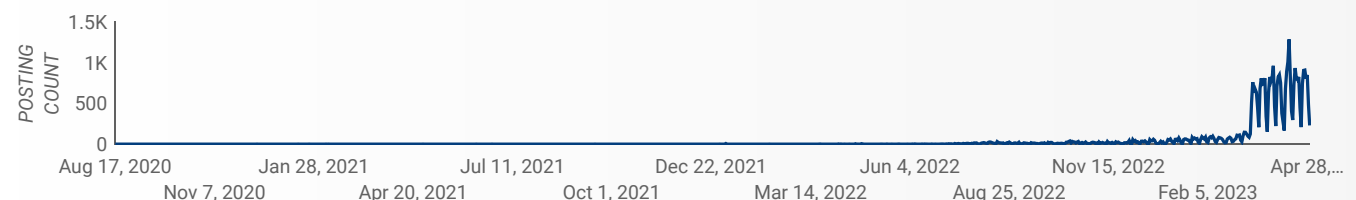
AVERAGE POSTING LENGTH BY DAYS

How long are employers having to recruit for to find candidates to fill their job vacancies?



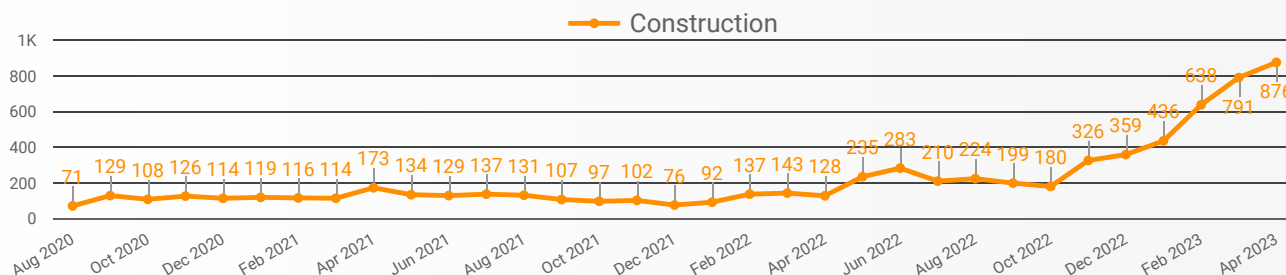
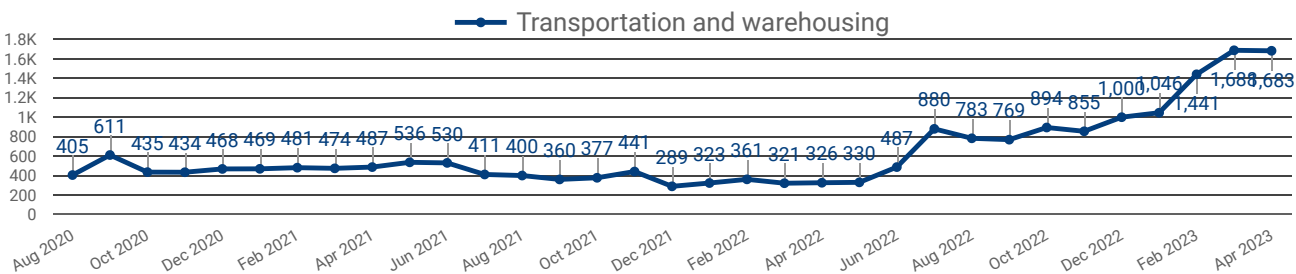
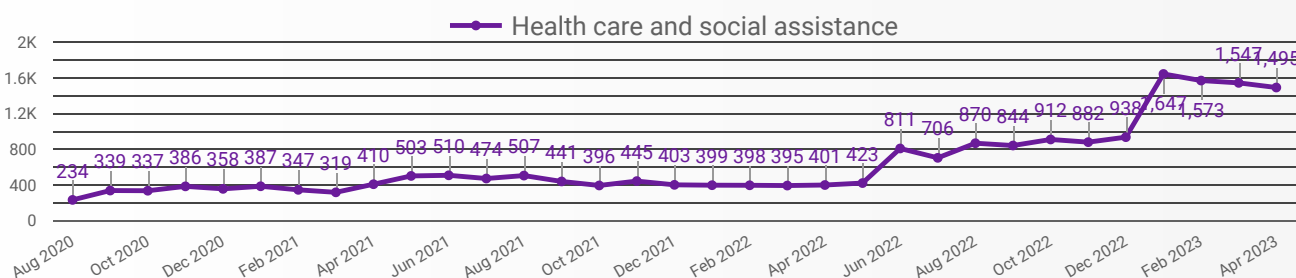
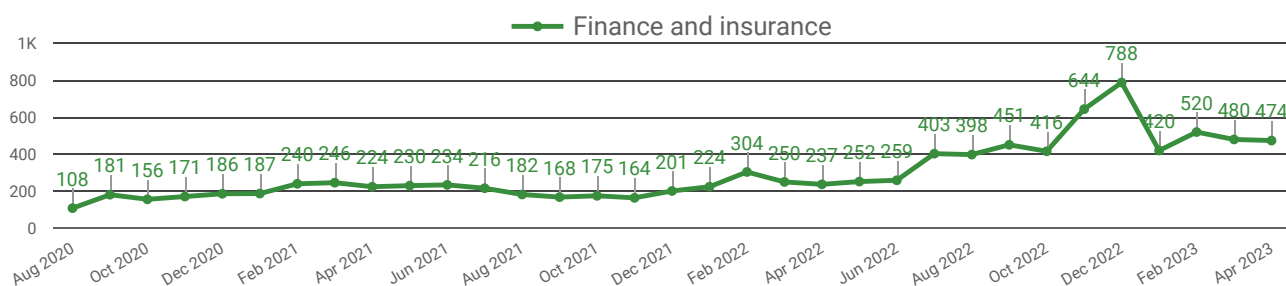
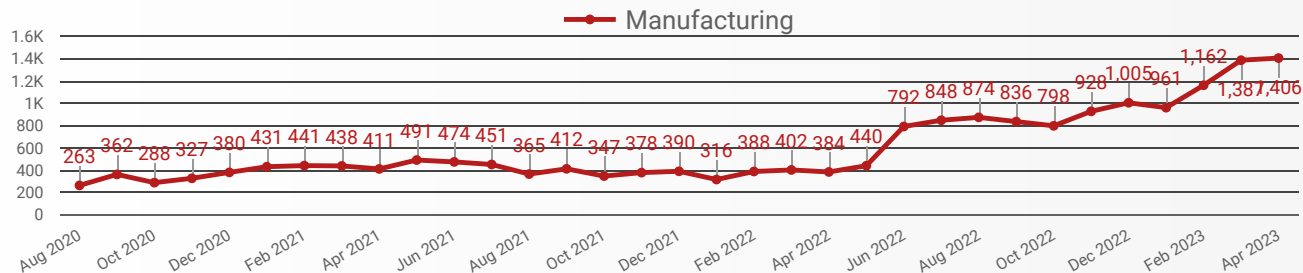
POST DATE TIMELINE FOR THIS MONTH'S ACTIVE JOB POSTINGS

How many job postings were active for at least 1 day this month?



DEMAND BY KEY SECTOR (PEEL & HALTON REGIONS)

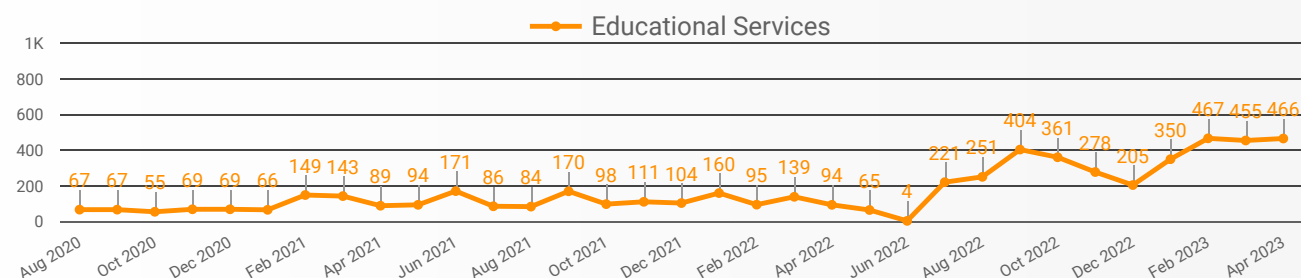
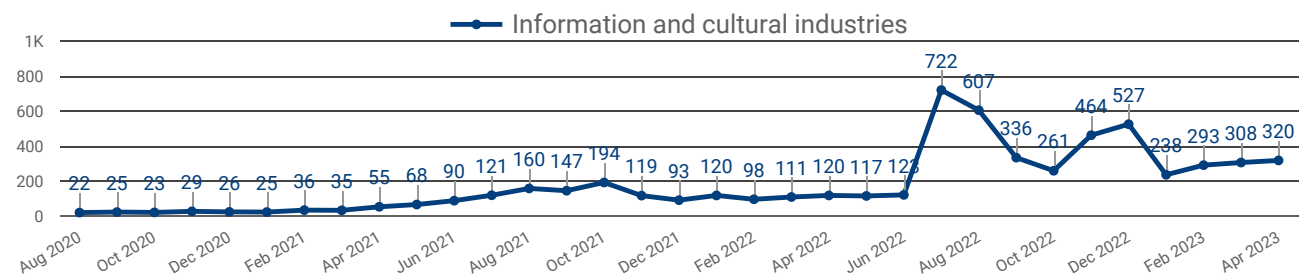
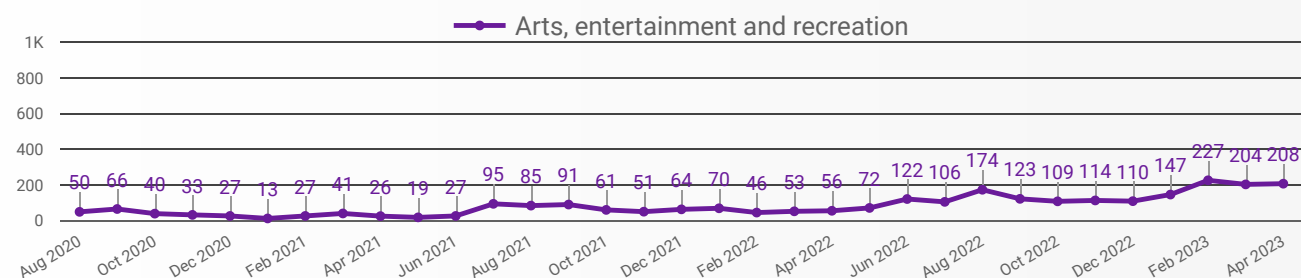
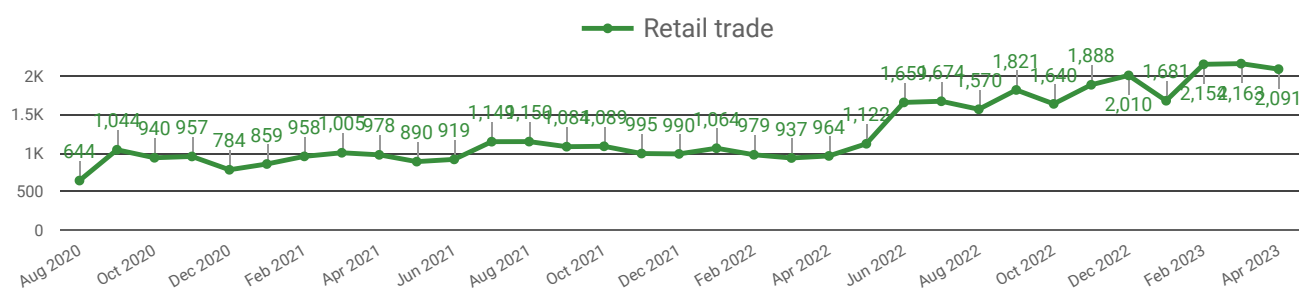
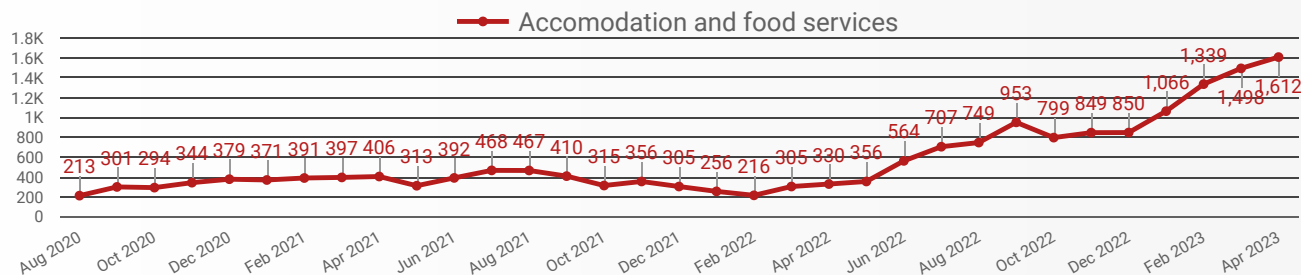
How many job postings were active for at least 1 day this month by sector?



NOTE: This graph cannot be filtered using the controls on the cover page

DEMAND BY IMPACTED SECTOR (PEEL & HALTON REGIONS)

How many job postings were active for at least 1 day this month by sector?



NOTE: This graph cannot be filtered using the controls on the cover page

JOB POSTINGS BY REGION

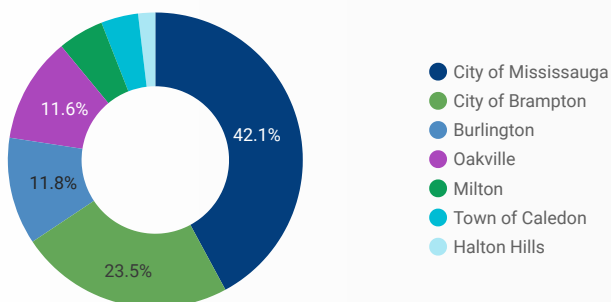
Where are job opportunities being offered?

	REGION	POSTING COUNT	AVG POSTING LENGTH IN DAYS	MEDIAN POSTING LENGTH IN DAYS
1.	Peel Region	27,044	25.3	20
2.	Halton Region	11,743	22.0	20

JOB POSTINGS BY MUNICIPALITY

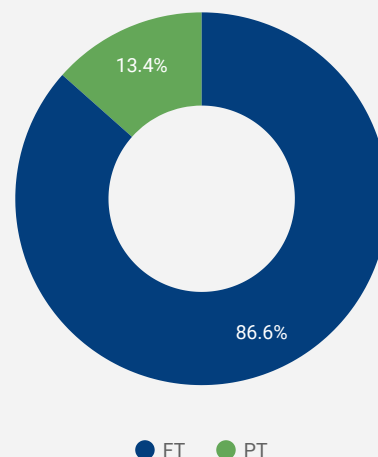
Where are job opportunities being offered?

	MUNICIPALITY	POSTING COUNT	AVG POSTING LENGTH IN DAYS	MEDIAN POSTING LENGTH IN DAYS
1.	City of Mississauga	16,335	23.9	20
2.	City of Brampton	9,129	27.0	20
3.	Burlington	4,563	21.4	20
4.	Oakville	4,496	22.0	20
5.	Milton	1,955	22.4	20
6.	Town of Caledon	1,580	31.1	20
7.	Halton Hills	729	24.2	20



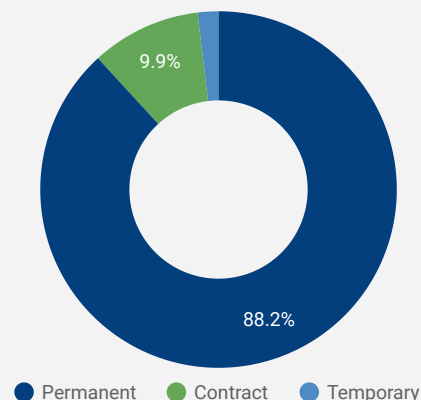
JOB TYPE

Full-time vs Part-time



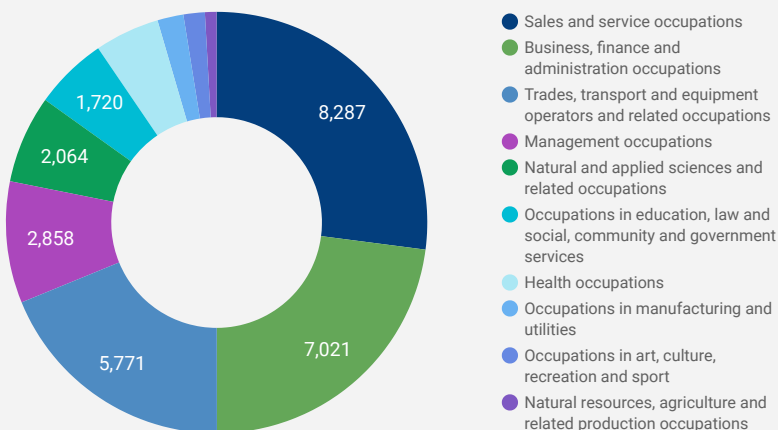
JOB DURATION

Permanency of jobs posted



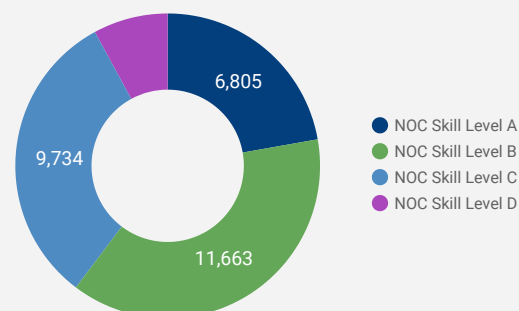
JOB POSTINGS BY JOB CATEGORY

What broad occupational category is being recruited?



JOB POSTS BY SKILL LEVEL

What education do occupations typically require?



Skill Level A = Usually University education | Skill Level B = Usually College education or Apprenticeship training | Skill Level C = Usually Secondary education or occupation-specific training | Skill Level D = Usually on-the-job training

TOP HIRING COMPANIES & AGENCIES

What companies are hiring?

	COMPANY	POSTINGS ▾	AVERAGE POSTING DURATION IN DAYS	MEDIAN POSTING DURATION IN DAYS
1.	Randstad Interim Inc.	593	56.0	70
2.	Peel District School Board	202	10.9	6
3.	Trillium Health Partners	190	18.6	19
4.	The Home Depot Canada	183	16.9	20
5.	Halton Healthcare	161	20.5	20
6.	Walmart Canada	149	16.8	15
7.	Halton Healthcare Services	149	14.5	20
8.	Loblaw Companies Limited	139	19.3	20
9.	Citigroup	137	14.5	15
10.	Aerotek	136	19.8	20
11.	William Osler Health System	130	19.2	20
12.	Loblaw Companies Ltd - Head Office	118	10.1	7
13.	University of Toronto	115	12.5	14
14.	TJX Canada - Winners, Marshalls, HomeSense	105	12.8	14
15.	Compass Group Canada	102	17.7	20
16.	Walmart	95	16.7	20
17.	Magna International Inc.	94	21.3	20
18.	Rogers Communications Inc.	89	19.8	20
19.	Loblaw Companies	88	14.0	14
20.	Citi	84	15.8	20
21.	Regional Municipality of Peel	83	18.3	19
22.	ROGERS COMMUNICATIONS	81	17.7	20
23.	SIEMENS	80	16.4	20
24.	Charger Logistics Inc	77	20.4	20
25.	Fortinos	73	20.0	20
26.	City of Brampton	73	18.0	16
27.	City of Mississauga	70	15.2	14
28.	Shoppers Drug Mart / Pharmaprix	68	19.9	20
29.	Halton District School Board	68	24.0	20
30.	Bell	65	24.3	14
31.	Peel District School Board	65	22.2	20

TOP HOURLY WAGES IN JOB POSTINGS

What are employers willing to pay to find the perfect candidate?

of Minimum Wage Jobs

710

	JOB TITLE	COMPANY	LOCATION	HOURLY WAGE ▾
1.	Registered Dietitian	Valeo Physiotherapy	Milton	250 
2.	Brake Press Operator	Dedicated Workforce	Oakville	223 
3.	Chiropodist	Health Plus Physiotherapy	City of Brampton	200 
4.	Freelance Real Estate Law Clerk	Oakville Law Firm	Oakville	200 
5.	Psychologist	Brookside Psychologists	Burlington	198 
6.	Primary Junior Tutor Ontario Certified Teacher	Scholars Education Centre, Brampton Southwest	City of Brampton	187 
7.	Clinical Psychologist	The Therapy Centre	Oakville	180 
8.	Dr Of Optometry	DINNO OPTICAL	City of Brampton	160 
9.	Social Worker	The WOMB	Milton	160 
10.	Registered Acu Or Tcmp	Valeo Physiotherapy	Milton	150 
11.	Chiropractor	Valeo Physiotherapy	Milton	150 
12.	Counsellor Rsw/msw	Oakville Massage and Wellness Clinic	Oakville	150 
13.	Psychotherapist - Child & Adolescent Specialist	Child Therapy Halton	Milton	150 
				1 - 100 / 9213 < >

TOP SALARIES IN JOB POSTINGS

What are employers willing to pay to find the perfect candidate?

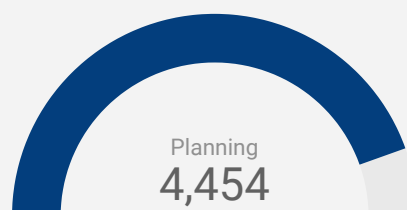
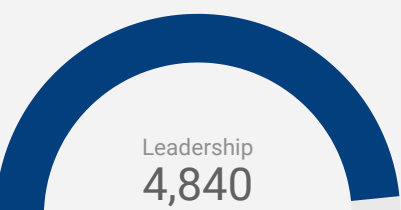
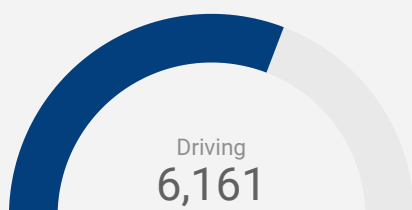
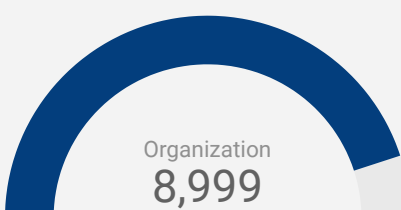
	JOB TITLE	COMPANY	LOCATION	ANNUAL SALARY ▾
1.	Associate Dentist	Burlington Family Dental Centre	Burlington	341,791 
2.	Associate Dentist In Oakville	Trafalgar Dental Oakville	Oakville	340,000 
3.	Periodontist	West Burlington Dentistry	Burlington	324,641 
4.	Associate Dentist	Dr Pinto & Associates	City of Mississauga	313,509 
5.	Associate Dentist - Wednesdays & Sundays	The Tooth Corner	City of Mississauga	311,812 
6.	Dental Associate	Dentistry in Oakville	Oakville	308,922 
7.	Real Estate Sales Representative	Urban Group Realty	Burlington	306,400 
8.	Dental Associate	Mapleview Dental Centre	Burlington	301,447 
9.	Mortgage Team Manager	Sivanesan Group of Companies	City of Mississauga	300,000 
10.	Real Estate Residential & Commercial Sales Representative	Pontis Realty Inc., Brokerage	City of Mississauga	300,000 
11.	Sales Agent	Renewal by Andersen	City of Mississauga	300,000 
				1 - 100 / 11872 < >

TOP IN-DEMAND SKILLS

How many times were these skills found in job postings?

ACTIVE JOB POSTINGS THIS MONTH

39,055



KEY JOB REQUIREMENTS

How often are these requirements desired in job postings?

ACTIVE JOB POSTINGS THIS MONTH

39,055



Driver's License
572



First Aid
1,108



Regular Access to a Vehicle
828



Criminal Record Check
1,985



Microsoft Office
2,809



Food Safety
676

JOB POSTINGS BY 4-DIGIT NOC, SKILL LEVEL, FREQUENCY & DURATION

What jobs are hard-to-fill and/or in-demand?

	4-DIGIT NOC CODE	4-DIGIT NOC LABEL	OCCUPATION'S SKILL LEVEL	POSTING COUNT ▾	AVG POSTING LENGTH IN DAYS	MEDIAN POSTING LENGTH IN DAYS
1.	6421	Retail salespersons	NOC Skill Level C	2,063	20	20
2.	7511	Transport truck drivers	NOC Skill Level C	1,360	25	20
3.	1241	Administrative assistants	NOC Skill Level B	1,285	37	20
4.	7452	Material handlers	NOC Skill Level C	1,197	23	20
5.	6322	Cooks	NOC Skill Level B	929	41	20
6.	1221	Administrative officers	NOC Skill Level B	803	37	20
7.	6552	Other customer and information services representatives	NOC Skill Level C	707	21	20
8.	0621	Retail and wholesale trade managers	NOC Skill Level A	682	22	20
9.	1311	Accounting technicians and bookkeepers	NOC Skill Level B	651	59	28
10.	6711	Food counter attendants, kitchen helpers and related support occupations	NOC Skill Level D	545	26	20
11.	6311	Food service supervisors	NOC Skill Level B	514	70	45
12.	7321	Automotive service technicians, truck and bus mechanics and mechanical repairers	NOC Skill Level B	487	30	20
13.	1215	Supervisors, supply chain, tracking and scheduling co-ordination occupations	NOC Skill Level B	405	35	20
14.	6211	Retail sales supervisors	NOC Skill Level B	347	34	20
15.	1414	Receptionists	NOC Skill Level C	334	20	20
16.	1123	Professional occupations in advertising, marketing and public relations	NOC Skill Level A	329	29	20
17.	7514	Delivery and courier service drivers	NOC Skill Level C	323	18	20
18.	4412	Home support workers, housekeepers and related occupations	NOC Skill Level C	298	22	20
19.	6731	Light duty cleaners	NOC Skill Level D	295	26	20
20.	3012	Registered nurses and registered psychiatric nurses	NOC Skill Level A	292	17	20
21.	7611	Construction trades helpers and labourers	NOC Skill Level D	289	31	20
22.	1521	Shippers and receivers	NOC Skill Level C	272	22	20
23.	1431	Accounting and related clerks	NOC Skill Level C	247	18	20
24.	0124	Advertising, marketing and public relations managers	NOC Skill Level A	244	32	20
25.	4216	Other instructors	NOC Skill Level B	242	19	20
26.	6622	Store shelf stockers, clerks and order fillers	NOC Skill Level D	240	20	20
27.	4163	Business development officers and marketing researchers and consultants	NOC Skill Level A	238	25	20
28.	6513	Food and beverage servers	NOC Skill Level C	231	23	20

1 - 50 / 427

< >

JOB POSTINGS BY 3-DIGIT NOC, SKILL LEVEL, FREQUENCY & DURATION

What jobs are hard to fill and/or in-demand?

	3-DIGIT NOC CODE	3-DIGIT NOC LABEL	OCCUPATION'S SKILL LEVEL	POSTING COUNT ▾	AVG POSTING LENGTH IN DAYS	MEDIAN POSTING LENGTH IN DAYS
1.	642	Retail salespersons	NOC Skill Level C	2,063	20	20
2.	751	Motor vehicle and transit drivers	NOC Skill Level C	1,711	23	20
3.	124	Office administrative assistants - general, legal and medical	NOC Skill Level B	1,466	36	20
4.	122	Administrative and regulatory occupations	NOC Skill Level B	1,305	32	20
5.	745	Longshore workers and material handlers	NOC Skill Level C	1,198	23	20
6.	632	Chefs and cooks	NOC Skill Level B	1,133	41	20
7.	217	Computer and information systems professionals	NOC Skill Level A	768	23	20
8.	152	Supply chain logistics, tracking and scheduling co-ordination occupations	NOC Skill Level C	719	21	20
9.	131	Finance, insurance and related business administrative occupations	NOC Skill Level B	718	53	20
10.	655	Customer and information services representatives	NOC Skill Level C	716	21	20
11.	062	Retail and wholesale trade managers	NOC Skill Level A	682	22	20
12.	112	Human resources and business service professionals	NOC Skill Level A	636	24	20
13.	631	Service supervisors	NOC Skill Level B	634	61	20
14.	673	Cleaners	NOC Skill Level D	626	23	20
15.	121	Administrative services supervisors	NOC Skill Level B	577	35	20
16.	421	Paraprofessional occupations in legal, social, community and education services	NOC Skill Level B	571	24	20
17.	732	Automotive service technicians	NOC Skill Level B	563	31	20
18.	111	Auditors, accountants and investment professionals	NOC Skill Level A	557	20	20
19.	671	Food counter attendants, kitchen helpers and related support occupations	NOC Skill Level D	545	26	20
20.	141	General office workers	NOC Skill Level C	483	20	20
21.	441	Home care providers and educational support occupations	NOC Skill Level C	482	32	20
22.	143	Financial, insurance and related administrative support workers	NOC Skill Level C	452	19	20
23.	651	Occupations in food and beverage service	NOC Skill Level C	395	22	20
24.	416	Policy and program researchers, consultants and officers	NOC Skill Level A	386	24	20
25.	723	Machining, metal forming, shaping and erecting trades	NOC Skill Level B	378	34	20
26.	011	Senior managers - construction, transportation, production and utilities	NOC Skill Level A	377	26	20
27.	012	Senior managers - construction, transportation, production and utilities	NOC Skill Level A	366	27	20
28.	621	Retail sales supervisors	NOC Skill Level B	347	34	20

JOB POSTINGS BY 2-DIGIT NOC, SKILL LEVEL, FREQUENCY & DURATION

What jobs are hard to fill and/or in-demand?

	2-DIGIT NOC CODE	2-DIGIT NOC LABEL	OCCUPATION'S SKILL LEVEL	POSTING COUNT ▾	AVG POSTING LENGTH IN DAYS	MEDIAN POSTING LENGTH IN DAYS
1.	12	Administrative and financial supervisors and administrative occupations	NOC Skill Level B	3,356	34	20
2.	64	Sales representatives and salespersons - wholesale and retail trade	NOC Skill Level C	2,182	20	20
3.	63	Service supervisors and specialized service occupations	NOC Skill Level B	2,110	42	20
4.	75	Transport and heavy equipment operation and related maintenance occupations	NOC Skill Level C	1,852	23	20
5.	65	Service representatives and other customer and personal services occupations	NOC Skill Level C	1,544	22	20
6.	72	Industrial, electrical and construction trades	NOC Skill Level B	1,296	36	20
7.	74	Other installers, repairers and servicers and material handlers	NOC Skill Level C	1,261	23	20
8.	21	Professional occupations in natural and applied sciences	NOC Skill Level A	1,225	22	20
9.	67	Service support and other service occupations, n.e.c.	NOC Skill Level D	1,212	25	20
10.	11	Professional occupations in business and finance	NOC Skill Level A	1,193	22	20
11.	06	Middle management occupations in retail and wholesale trade and customer services	NOC Skill Level A	1,186	25	20
12.	73	Maintenance and equipment operation trades	NOC Skill Level B	1,020	31	20
13.	14	Office support occupations	NOC Skill Level C	1,008	20	20
14.	22	Technical occupations related to natural and applied sciences	NOC Skill Level B	839	26	20
15.	62	Retail sales supervisors and specialized sales occupations	NOC Skill Level B	769	24	20
16.	01	Senior managers - construction, transportation, production and utilities	NOC Skill Level A	747	27	20
17.	15	Distribution, tracking and scheduling co-ordination occupations	NOC Skill Level C	746	21	20
18.	13	Finance, insurance and related business administrative occupations	NOC Skill Level B	718	53	20
19.	42	Paraprofessional occupations in legal, social, community and education services	NOC Skill Level B	571	24	20
20.	41	Professional occupations in law and social, community and government services	NOC Skill Level A	552	23	20
21.	32	Technical occupations in health	NOC Skill Level B	532	25	20
22.	44	Care providers and educational, legal and public protection support occupations	NOC Skill Level C	487	32	20
23.	66	Sales support occupations	NOC Skill Level D	470	20	20
24.	31	Professional occupations in health (except nursing)	NOC Skill Level A	452	23	20
25.	52	Technical occupations in art, culture, recreation and sport	NOC Skill Level B	386	24	20
26.	76	Trades helpers, construction labourers and related occupations	NOC Skill Level D	342	30	20
27.	07	Managers in customer and personal services, n.e.c.	NOC Skill Level A	330	28	20
					1 - 45 / 45	< >

MULTILINGUAL JOB POSTINGS BY THE NUMBERS

ACTIVE POSTINGS	NEW POSTINGS	COMPANIES	JOB LANGUAGES
3,852	1,764	2,203	12

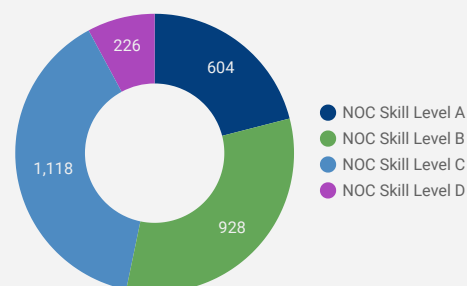
OF DAYS POSTED

AVERAGE	MEDIAN
20.0	20

MULTILINGUAL JOB POSTINGS BY SKILL LEVEL

What language skills are employers looking for by occupational skill level?

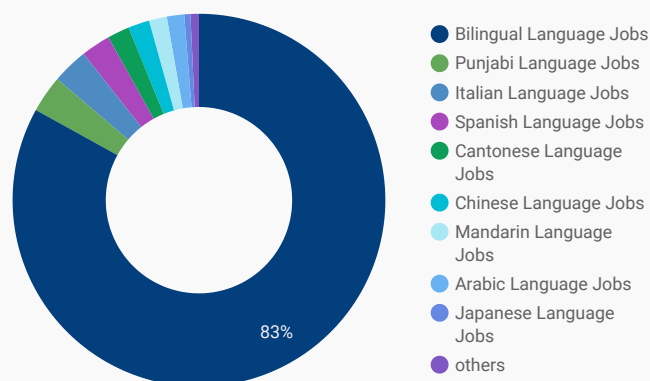
- 604 Skill Level A - Management/ Professional Occupations usually requiring University
- 928 Skill Level B - Usually college education or apprenticeship training
- 1,118 Skill Level C - Usually secondary education or occupation-specific training
- 226 Skill Level D - Usually on-the-job training



LANGUAGES	NOC Skill Level A	NOC Skill Level B	NOC Skill Level C	NOC Skill Level D
Bilingual Language Jobs	516	746	944	199
Italian Language Jobs	8	47	30	9
Punjabi Language Jobs	11	30	30	4
Cantonese Language Jobs	4	14	36	4
Spanish Language Jobs	14	19	21	1
Chinese Language Jobs	12	16	16	6
Mandarin Language Jobs	16	10	22	1

LANGUAGE SKILLS BREAKDOWN

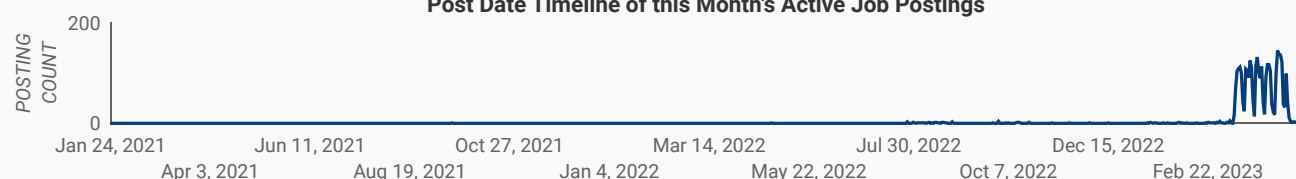
Which kinds of language skills do employers seek?



LANGUAGES	POSTING COUNT
1. Bilingual Language Jobs	3,288
2. Italian Language Jobs	107
3. Punjabi Language Jobs	91
4. Spanish Language Jobs	73
5. Chinese Language Jobs	67
6. Cantonese Language Jobs	67
7. Mandarin Language Jobs	55

1 - 12 / 12 < >

Post Date Timeline of this Month's Active Job Postings



LANGUAGE SKILLS BEING RECRUITED BY JOB CATEGORY

What language skills are sought by 1-Digit NOC?

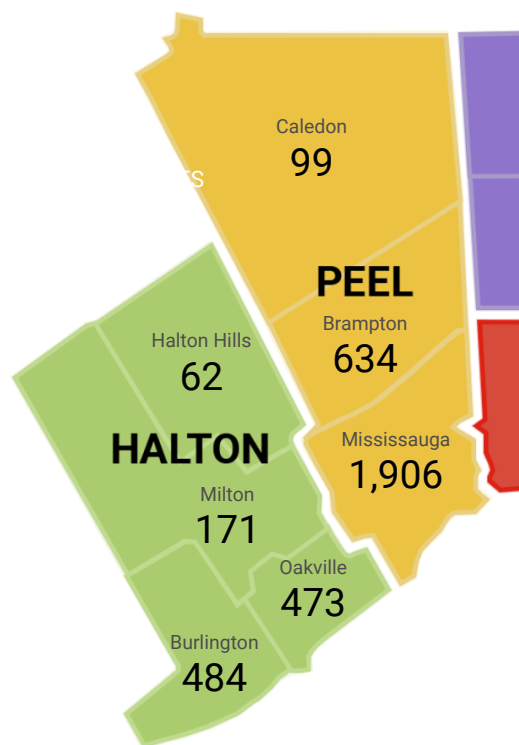
BROAD OCCUPATIONAL CATEGORY	French La...	Italian La...	Punjabi L...	Cantones...	Spanish ...	Chinese ...	Grand total
Business, finance and administration occup...	638	7	33	11	18	7	751
Health occupations	153		4	4	1	1	166
Management occupations	186	5	4	3	5	4	228
Natural and applied sciences and related o...	109		1	1	7	1	123
Natural resources, agriculture and related p...	22						23
Occupations in art, culture, recreation and s...	42		1			3	49
Occupations in education, law and social, c...	160	4	13	2	5	11	213
Occupations in manufacturing and utilities	49			6		1	58
Sales and service occupations	646	76	16	31	12	20	840
Trades, transport and equipment operators ...	400	2	3		7	2	425
Grand total	2,405	94	75	58	55	50	2,876

MULTILINGUAL JOB POSTINGS BY MUNICIPALITY

What language skills are sought by 4-Digit NOC?

MUNICIPALITY	JOB LANGUAGES	AVG POSTING LENGTH IN DAYS	MEDIAN POSTING LENGTH IN DAYS
1. City of Mississauga	1,906	23.9	20
2. City of Brampton	634	27.0	20
3. Burlington	484	21.4	20
4. Oakville	473	22.0	20
5. Milton	171	22.4	20
6. Town of Caledon	99	31.1	20
7. Halton Hills	62	24.2	20

REGION	JOB LANGUAGES	AVG POSTING LENGTH IN DAYS	MEDIAN POSTING LENGTH IN DAYS
1. Peel Region	2,639	25.3	20
2. Halton Region	1,190	22.0	20



LANGUAGE DEMAND BY JOB

What language skills are sought by 4-Digit NOC?

	4 DIGIT NOC NAME	POSTINGS ▾
1.	Retail salespersons	198
2.	Other customer and information services ...	163
3.	Material handlers	103
4.	Transport truck drivers	103
5.	Administrative assistants	92
6.	Administrative officers	78
7.	Cooks	77
8.	Food counter attendants, kitchen helpers ...	66
9.	Professional occupations in advertising, ...	56
10.	Receptionists	51
11.	Retail and wholesale trade managers	50
12.	Other instructors	44
13.	Food and beverage servers	44
14.	Accounting and related clerks	44
15.	Delivery and courier service drivers	38
16.	Other financial officers	38
17.	Supervisors, supply chain, tracking and sc...	33
18.	Home support workers, housekeepers an...	33
19.	Shippers and receivers	29
20.	Human resources professionals	29
21.	Dispatchers	28
22.	Automotive service technicians, truck and...	27
23.	Business development officers and marke...	26
24.	General practitioners and family physicians	26
25.	Medical administrative assistants	25
26.	Light duty cleaners	25
27.	Human resources and recruitment officers	24
28.	Corporate sales managers	24
29.	User support technicians	23
30.	Advertising, marketing and public relation...	23
31.	Chefs	23
		1 - 100 / 255 < >

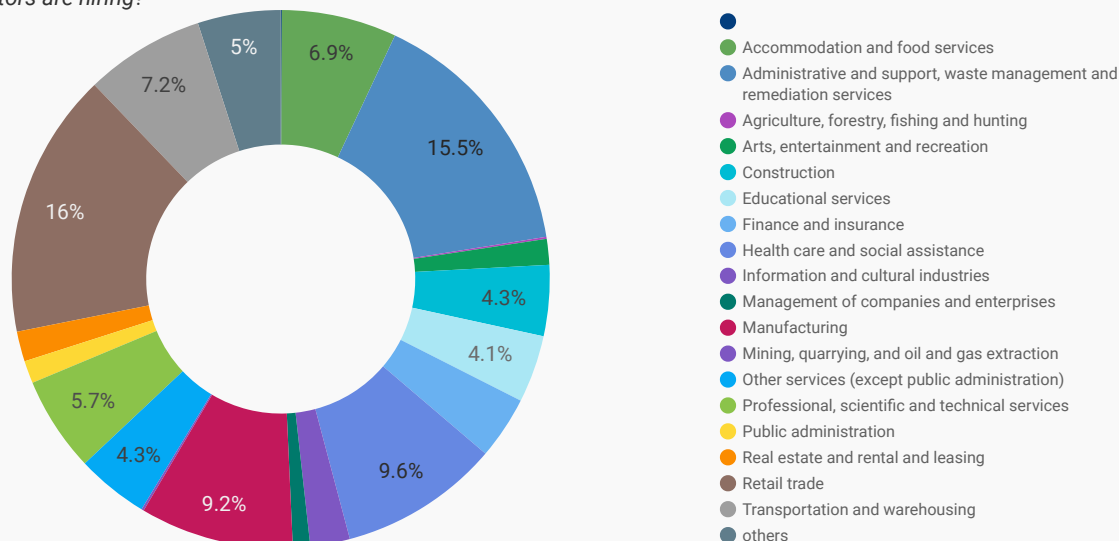
MULTILINGUAL HIRING EMPLOYERS

Which employers are seeking multilingual candidates?

	COMPANY	POSTINGS ▾
1.	Trillium Health Partners	111
2.	Expert Staffing Solutions	41
3.	Universal Logistics Solutions	29
4.	Btrust Supermarket	26
5.	Kijiji Jobs	26
6.	Randstad Interim Inc.	23
7.	East Side Mario's	23
8.	Truck It Personnel Services Inc.	22
9.	Bell	20
10.	BELL MOBILITY/BELL MOBILITÄ%	18
11.	Firm Staffing Solutions	17
12.	SIEMENS	17
13.	Royal Bank of Canada	15
14.	GreenLife INC.	14
15.	Bayshore HealthCare	14
16.	Confidential	13
17.	Cogeco Connexion	13
18.	Shoppers Drug Mart / Pharmaprix	12
19.	CANON CANADA INC.	12
20.	Bell Canada	12
21.	VON Canada	11
22.	FedEx Express Canada	11
23.	The Co-operators	11
24.	Yee Hong Centre for Geriatric Care	10
25.	Scaddabush Italian Kitchen & Bar	10
26.	Peel District School Board	10
27.	Canadian National Railway Company	10
28.	RBC	10
		1 - 50 / 2205 < >

TOP HIRING SECTORS BY 2-DIGIT NAICS CODE

What sectors are hiring?



	NAICS CODE	2-DIGIT NAICS LABEL	POSTING COUNT	AVG POSTING LENGTH IN DAYS	MEDIAN POSTING LENGTH IN DAYS
1.	56	Administrative and support, waste management and remediation services	4,692	23.1	20
2.	44-45	Retail trade	4,642	20.7	20
3.	62	Health care and social assistance	2,963	21.0	20
4.	31-33	Manufacturing	2,834	22.3	20
5.	48-49	Transportation and warehousing	2,706	32.5	20
6.	72	Accommodation and food services	2,618	33.5	20
7.	54	Professional, scientific and technical services	1,895	26.4	20
8.	81	Other services (except public administration)	1,510	28.6	20
9.	23	Construction	1,508	27.7	20
10.	41	Wholesale trade	1,472	22.2	20
11.	61	Educational services	1,125	18.0	20
12.	52	Finance and insurance	1,074	17.8	20
13.	51	Information and cultural industries	701	21.7	20
14.	53	Real estate and rental and leasing	591	23.4	20
15.	91	Public administration	465	28.1	20
16.	71	Arts, entertainment and recreation	451	20.5	20
17.	55	Management of companies and enterprises	281	14.7	20
18.	22	Utilities	70	17.2	20
19.	11	Agriculture, forestry, fishing and hunting	45	24.3	20
20.	0	0	44	80.0	77

NOTE: NAICS code 56 includes Employment Agencies. Manufacturing includes codes 31-33, Retail Trade includes codes 44-45 and Transportation and Warehousing includes codes 48-49.

TOP HIRING SECTORS BY 3-DIGIT NAICS CODE

What sectors are hiring?

	NAICS CODE	3-DIGIT NAICS LABEL	POSTING COUNT ▾	AVERAGE POSTING LENGTH IN DAYS	MEDIAN POSTING LENGTH IN DAYS
1.	561	Administrative and support services	4,538	23.2	20
2.	722	Food services and drinking places	2,305	35.6	20
3.	541	Professional, scientific and technical services	1,895	26.4	20
4.	484	Truck transportation	1,757	36.4	20
5.	621	Ambulatory health care services	1,622	21.5	20
6.	611	Educational services	1,125	18.0	20
7.	445	Food and beverage stores	875	22.7	20
8.	811	Repair and maintenance	791	31.3	20
9.	238	Specialty trade contractors	778	28.0	20
10.	441	Motor vehicle and parts dealers	643	22.9	20
11.	236	Construction of buildings	622	28.7	20
12.	311	Food manufacturing	604	21.7	20
13.	452	General merchandise stores	595	16.9	20
14.	448	Clothing and clothing accessories stores	582	21.5	20
15.	624	Social assistance	522	23.7	20
16.	444	Building material and garden equipment and supplies dealers	517	18.6	20
17.	522	Credit intermediation and related activities	445	16.1	20
18.	622	Hospitals	420	17.6	20
19.	812	Personal and laundry services	411	25.1	20
20.	336	Transportation equipment manufacturing	402	19.7	20
21.	623	Nursing and residential care facilities	399	19.0	20
22.	524	Insurance carriers and related activities	399	20.3	20
23.	442	Furniture and home furnishings stores	363	20.8	20
24.	446	Health and personal care stores	357	20.2	20
25.	713	Amusement, gambling and recreation industries	355	21.3	20
26.	453	Miscellaneous store retailers	354	21.8	20
27.	417	Machinery, equipment and supplies merchant wholesalers	352	22.1	20
28.	416	Building material and supplies merchant wholesalers	347	20.8	20
29.	531	Real estate	330	24.2	20
30.	721	Accommodation services	313	23.2	20
31.	488	Support activities for transportation	303	34.0	20

TOP HIRING SECTORS BY 4-DIGIT NAICS CODE

What sectors are hiring?

	NAICS CODE	4-DIGIT NAICS LABEL	POSTING COUNT ▼	AVERAGE POSTING LENGTH IN DAYS	MEDIAN POSTING DAYS IN LENGTH
1.	5613	Employment services	3,512	23.8	19
2.	7225	Full-service restaurants and limited-service eating places	1,957	36.9	20
3.	4841	General freight trucking	1,592	35.5	20
4.	8111	Automotive repair and maintenance	702	31.9	20
5.	4451	Grocery stores	680	22.4	20
6.	4521	Department stores	570	16.9	20
7.	5617	Services to buildings and dwellings	549	21.9	20
8.	4441	Building material and supplies dealers	483	18.1	20
9.	4411	Automobile dealers	481	20.3	20
10.	5413	Architectural, engineering and related services	471	22.1	20
11.	4481	Clothing stores	418	20.2	20
12.	6221	General medical and surgical hospitals	416	17.6	20
13.	6213	Offices of other health practitioners	382	25.1	20
14.	2361	Residential building construction	373	35.8	20
15.	5415	Computer systems design and related services	360	29.3	20
16.	4461	Health and personal care stores	357	20.2	20
17.	5221	Depository credit intermediation	344	15.2	16
18.	7139	Other amusement and recreation industries	339	21.4	20
19.	6212	Offices of dentists	333	20.5	20
20.	6117	Educational support services	332	11.8	6.5
21.	5242	Agencies, brokerages and other insurance related activities	331	20.7	20
22.	6233	Community care facilities for the elderly	321	19.0	20
23.	7223	Special food services	316	28.7	20
24.	6211	Offices of physicians	309	20.9	20
25.	7211	Traveller accommodation	308	23.2	20
26.	6116	Other schools and instruction	295	24.3	20
27.	5416	Management, scientific and technical consulting services	281	24.9	20
28.	5511	Management of companies and enterprises	281	14.7	20
29.	4921	Couriers	269	23.7	20
30.	8121	Personal care services	267	25.3	20
31.	5616	Investigation and security services	265	19.2	20

TOP HIRING SECTORS BY 5-DIGIT NAICS CODE

What sectors are hiring?

	NAICS CODE	5-DIGIT NAICS LABEL	POSTING COUNT ▾	AVERAGE POSTING LENGTH IN DAYS	MEDIAN POSTING LENGTH IN DAYS
1.	56131	Employment placement agencies and executive search services	3,497	23.9	19
2.	72251	Full-service restaurants and limited-service eating places	1,957	36.9	20
3.	48411	General freight trucking, local	1,166	36.3	20
4.	44511	Supermarkets and other grocery (except convenience) stores	653	22.3	20
5.	45211	Department stores	570	16.9	20
6.	81111	Automotive mechanical and electrical repair and maintenance	461	36.5	20
7.	44111	New car dealers	430	19.7	20
8.	48412	General freight trucking, long distance	426	33.6	20
9.	62211	General medical and surgical hospitals	416	17.6	20
10.	23611	Residential building construction	373	35.8	20
11.	54151	Computer systems design and related services	360	29.3	20
12.	54133	Engineering services	354	20.7	20
13.	52211	Banking	335	15.2	16
14.	62121	Offices of dentists	333	20.5	20
15.	61171	Educational support services	332	11.8	6.5
16.	62331	Community care facilities for the elderly	321	19.0	20
17.	44411	Home centres	320	17.3	20
18.	62111	Offices of physicians	309	20.9	20
19.	72111	Hotels (except casino hotels) and motels	308	23.2	20
20.	56173	Landscaping services	303	19.4	20
21.	55111	Management of companies and enterprises	281	14.7	20
22.	52421	Insurance agencies and brokerages	278	21.0	20
23.	49211	Couriers	269	23.7	20
24.	62441	Child day-care services	263	25.9	20
25.	62149	Other out-patient care centres	246	16.2	20
26.	23622	Commercial and institutional building construction	245	21.5	20
27.	51521	Pay and specialty television	223	19.5	20
28.	44314	Electronics and appliance stores	220	19.7	20
29.	62161	Home health care services	214	23.4	20
30.	44211	Furniture stores	211	21.0	20
31.	56161	Investigation, guard and armoured car services	209	19.5	20

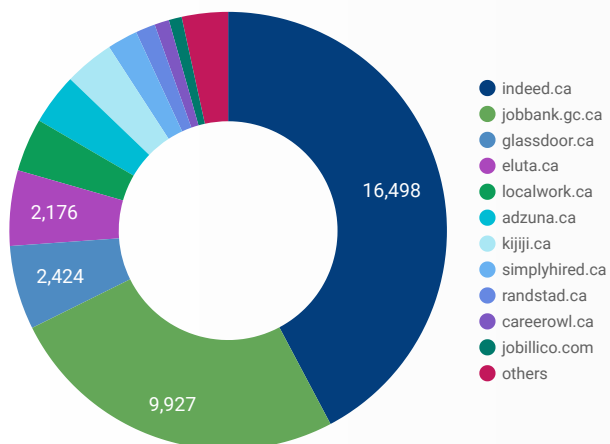
TOP HIRING SECTORS BY 6-DIGIT NAICS CODE

What sectors are hiring?

	NAICS CODE	6-DIGIT NAICS LABEL	POSTING COUNT	AVG POSTING LENGTH IN DAYS	MEDIAN POSTING LENGTH IN DAYS
1.	561310	Employment placement agencies and executive search services	3,497	23.9	19
2.	484110	General freight trucking, local	1,166	36.3	20
3.	722511	Full-service restaurants	1,082	39.2	20
4.	722512	Limited-service eating places	875	33.9	20
5.	445110	Supermarkets and other grocery (except convenience) stores	653	22.3	20
6.	452110	Department stores	570	16.9	20
7.	441110	New car dealers	430	19.7	20
8.	811111	General automotive repair	423	34.4	20
9.	622111	General (except paediatric) hospitals	415	17.6	20
10.	236110	Residential building construction	373	35.8	20
11.	541514	Computer systems design and related services (except video game design and development)	356	29.5	20
12.	541330	Engineering services	354	20.7	20
13.	621210	Offices of dentists	333	20.5	20
14.	611710	Educational support services	332	11.8	6.5
15.	623310	Community care facilities for the elderly	321	19.0	20
16.	444110	Home centres	320	17.3	20
17.	621110	Offices of physicians	309	20.9	20
18.	721111	Hotels	304	23.3	20
19.	561730	Landscaping services	303	19.4	20
20.	524210	Insurance agencies and brokerages	278	21.0	20
21.	484121	General freight trucking, long distance, truck-load	276	26.2	20
22.	492110	Couriers	269	23.7	20
23.	624410	Child day-care services	263	25.9	20
24.	551114	Head offices	254	14.9	20
25.	236220	Commercial and institutional building construction	245	21.5	20
26.	515210	Pay and specialty television	223	19.5	20
27.	522112	Corporate and institutional banking industry	223	16.3	20
28.	621610	Home health care services	214	23.4	20
29.	442110	Furniture stores	211	21.0	20
30.	611690	All other schools and instruction	201	24.8	20
31.	561612	Security guard and patrol services	195	19.6	20

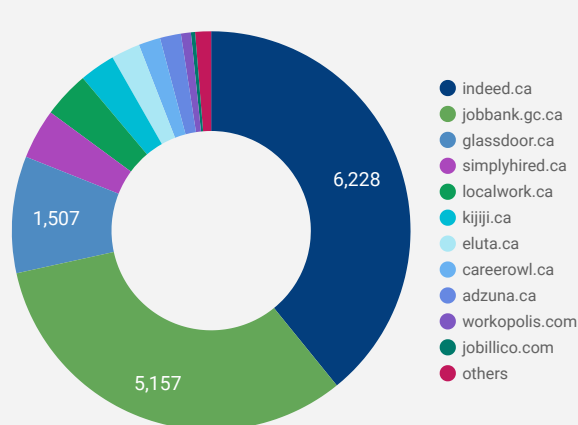
JOB POSTINGS BY JOB BOARD

What share of unique job postings appear on each job board?



COMPANIES BY JOB BOARD

What share of unique job postings appear on each job board?



JOB POSTING DETAILS BY JOB BOARD

How does job posting activity differ by job board?

	JOB BOARD	POSTING COUNT	AVG POSTING LENGTH IN DAYS	MEDIAN POSTING LENGTH IN DAYS	# OF COMPANIES
1.	indeed.ca	16,498	19	20	6,228
2.	jobbank.gc.ca	9,927	55	31	5,157
3.	glassdoor.ca	2,424	20	20	1,507
4.	eluta.ca	2,176	20	20	372
5.	localwork.ca	1,539	6	2	600
6.	adzuna.ca	1,476	14	14	271
7.	kijiji.ca	1,434	15	15	460
8.	simplyhired.ca	878	20	20	646
9.	randstad.ca	568	58	76.5	1
10.	careerowl.ca	423	177	148	281
11.	jobillico.com	373	20	15	54
12.	careerarc.com	253	23	14	22
13.	network.applytoeducation.com	243	8	4	8
14.	careerbuilder.ca	206	45	31	21
15.	rncareers.ca	171	16	7	38
16.	workopolis.com	136			128
17.	retail.ca	66	21	11	17
18.	jobs.ccs4u.org	45	96	64	28