

JOB DEMAND REPORT

MARCH 2023

HIGHLIGHTS

JOB POSTINGS BY THE NUMBERS

TOTAL POSTINGS	NEW THIS MONTH	COMPANIES	JOB BOARDS
43,674	23,951	12,813	39

OF DAYS POSTED

AVERAGE	MEDIAN
22.6	20

REPORT BUILDER

The default filter selection below will show all job demand data for the month. You can use the filters to create a customized report for the purpose of understanding a subset of the data.

OCCUPATION FILTERS

SKILL TYPE NAME / 1-DIGIT NOC	▼
MAJOR GROUP / 2-DIGIT NOC	▼
MINOR GROUP / 3-DIGIT NOC	▼
UNIT GROUP / 4-DIGIT NOC	▼
SKILL LEVEL	▼
JOB TYPE	▼
JOB DURATION	▼
ADDITIONAL LANGUAGE	▼
SPECIFIC JOB TAGS	▼

INDUSTRY/SECTOR FILTERS

HIRING SECTOR BY 2-DIGIT NAICS CODE	▼
HIRING SECTOR BY 3-DIGIT NAICS CODE	▼
HIRING SECTOR BY 4-DIGIT NAICS CODE	▼
HIRING SECTOR BY 5-DIGIT NAICS CODE	▼
HIRING SECTOR BY 6-DIGIT NAICS CODE	▼

OTHER FILTERS

MUNICIPALITY	▼
REGION	▼
JOB BOARD	▼

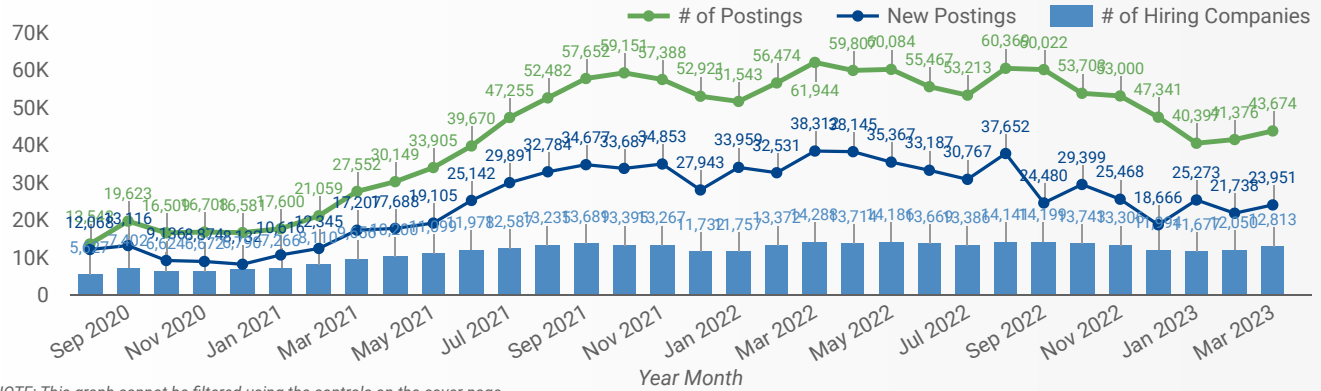
NOC = National Occupation Classification | NAICS = North American Industry Classification System

Source:

Job posting data collected by the Peel Halton Workforce Development Group from job boards and employer websites that recruit candidates in Peel and Halton Regions.

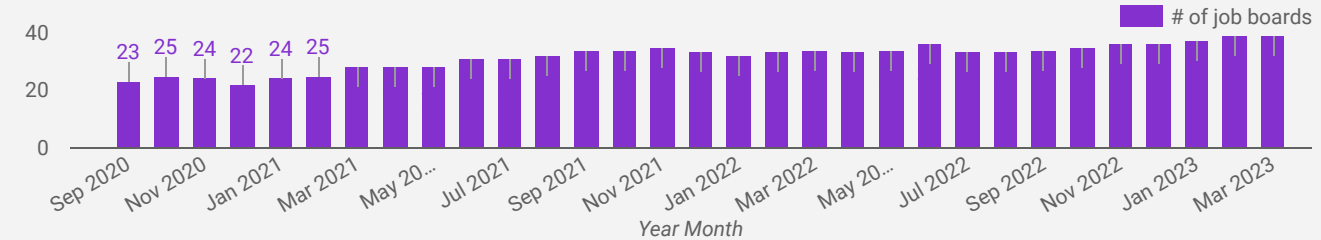
JOB POSTINGS BY MONTH FOR PEEL & HALTON REGIONS

How many job postings were active for at least 1 day this month?



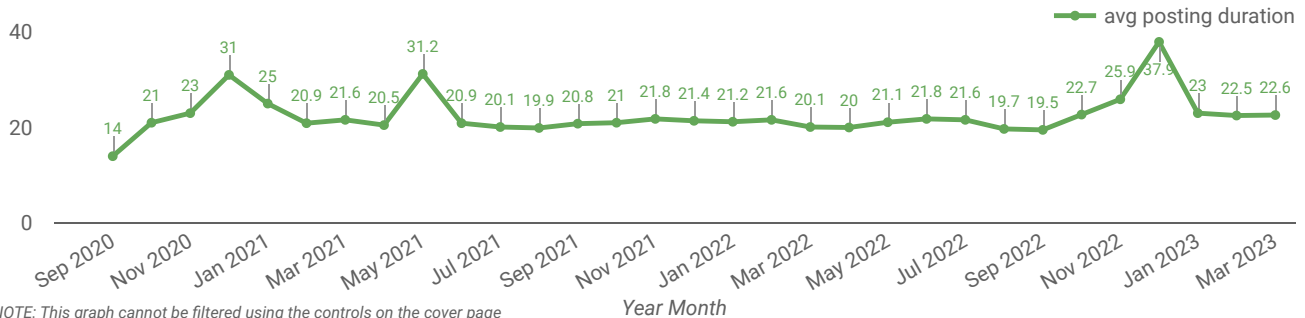
NUMBER OF ACTIVE JOB BOARDS

How many job postings were active for at least 1 day this month on these job boards?



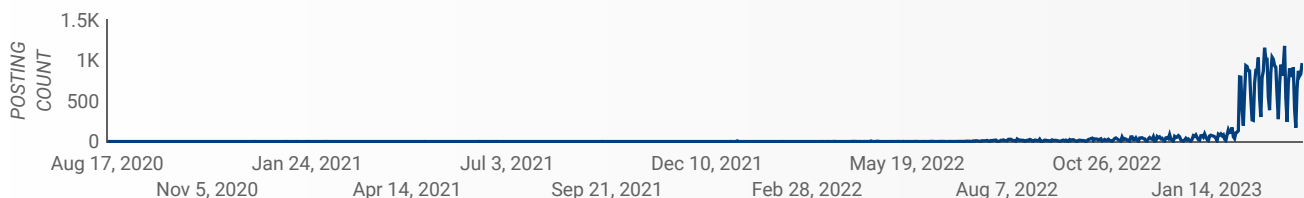
AVERAGE POSTING LENGTH BY DAYS

How long are employers having to recruit for to find candidates to fill their job vacancies?



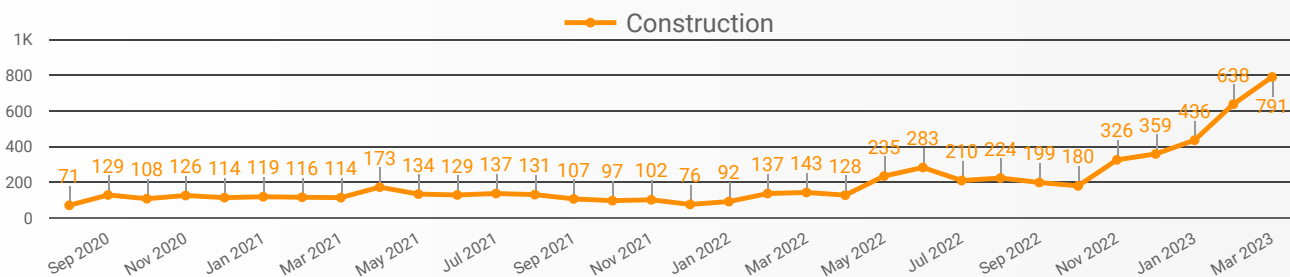
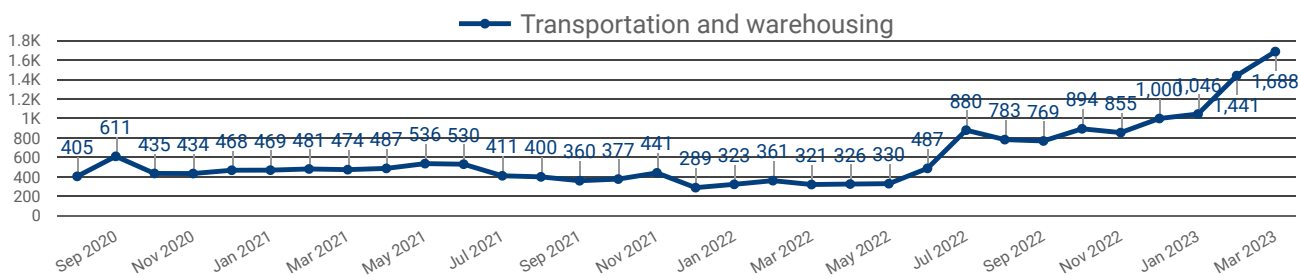
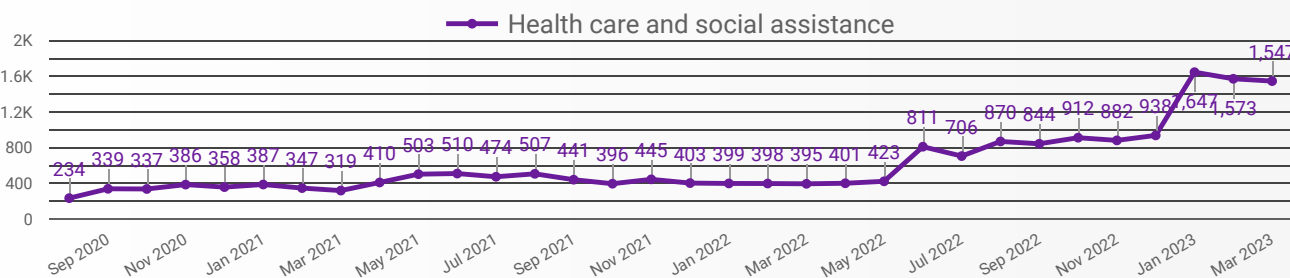
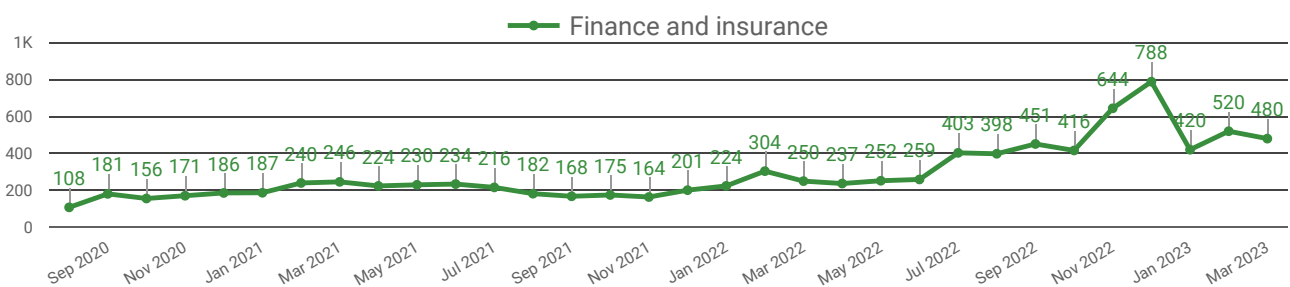
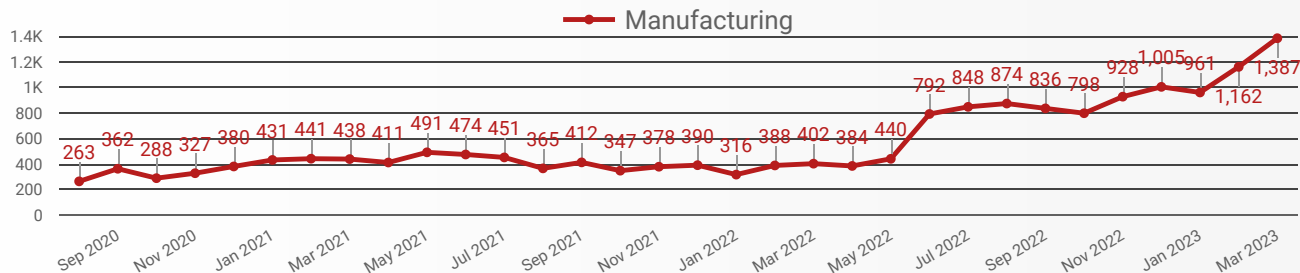
POST DATE TIMELINE FOR THIS MONTH'S ACTIVE JOB POSTINGS

How many job postings were active for at least 1 day this month?



DEMAND BY KEY SECTOR (PEEL & HALTON REGIONS)

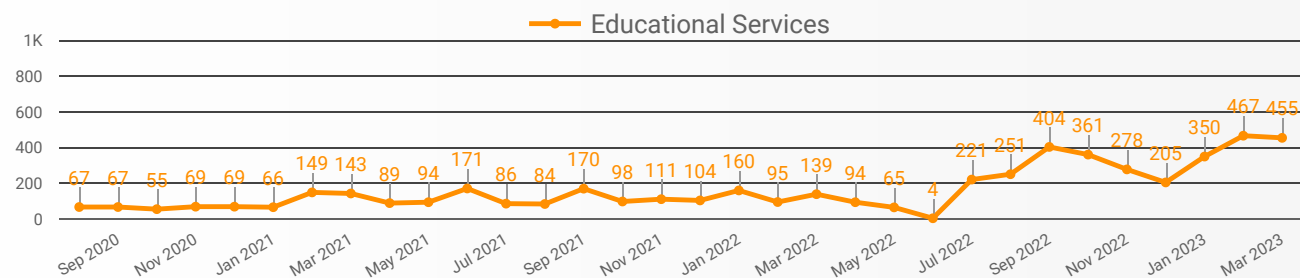
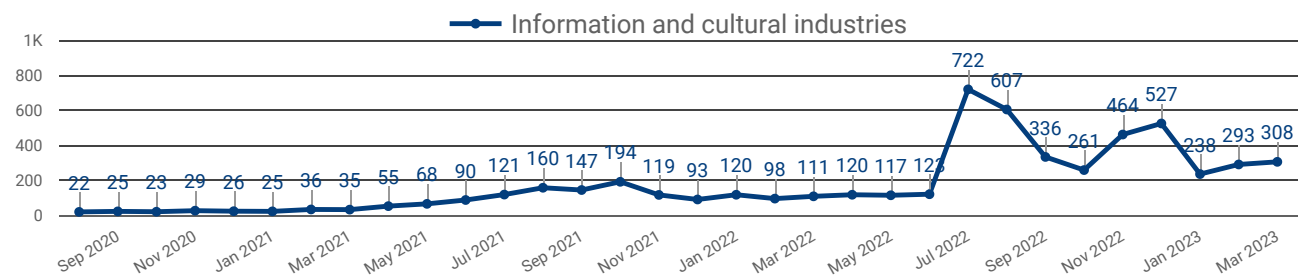
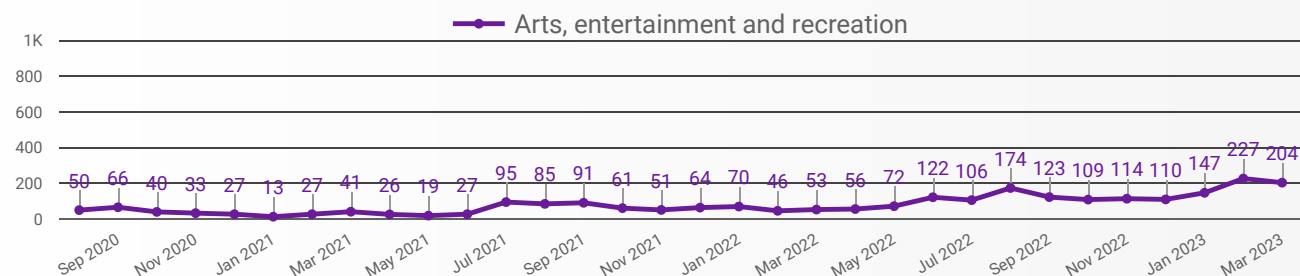
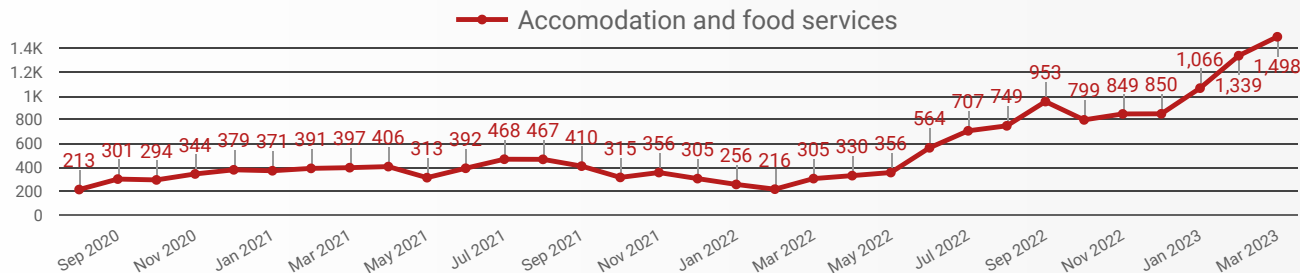
How many job postings were active for at least 1 day this month by sector?



NOTE: This graph cannot be filtered using the controls on the cover page

DEMAND BY IMPACTED SECTOR (PEEL & HALTON REGIONS)

How many job postings were active for at least 1 day this month by sector?



NOTE: This graph cannot be filtered using the controls on the cover page

JOB POSTINGS BY REGION

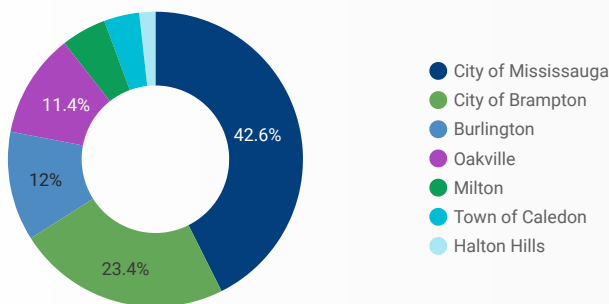
Where are job opportunities being offered?

	REGION	POSTING COUNT	AVG POSTING LENGTH IN DAYS	MEDIAN POSTING LENGTH IN DAYS
1.	Peel Region	30,312	23.5	20
2.	Halton Region	13,071	20.9	20

JOB POSTINGS BY MUNICIPALITY

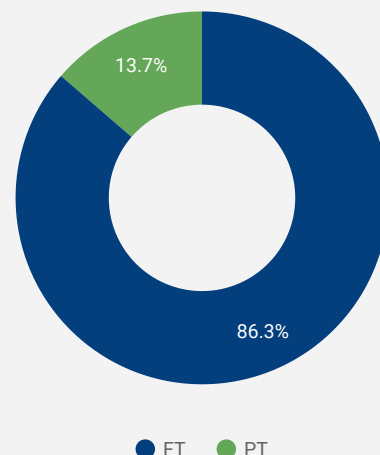
Where are job opportunities being offered?

	MUNICIPALITY	POSTING COUNT	AVG POSTING LENGTH IN DAYS	MEDIAN POSTING LENGTH IN DAYS
1.	City of Mississauga	18,482	22.7	20
2.	City of Brampton	10,150	24.3	20
3.	Burlington	5,205	20.8	20
4.	Oakville	4,956	20.6	20
5.	Milton	2,143	21.4	20
6.	Town of Caledon	1,680	27.4	20
7.	Halton Hills	767	22.5	20



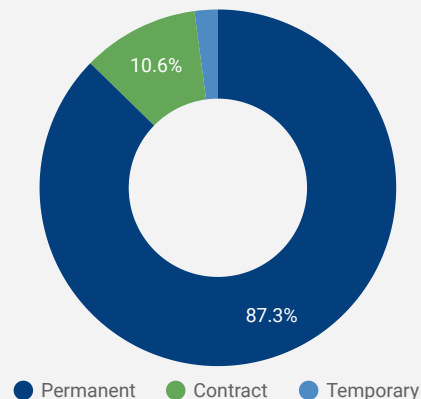
JOB TYPE

Full-time vs Part-time



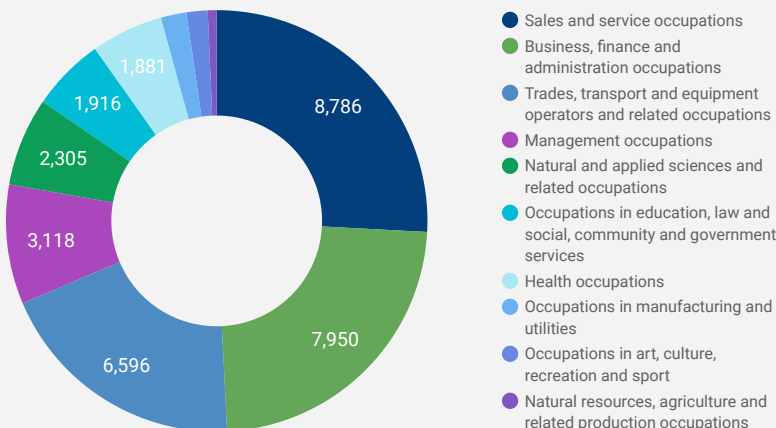
JOB DURATION

Permanency of jobs posted



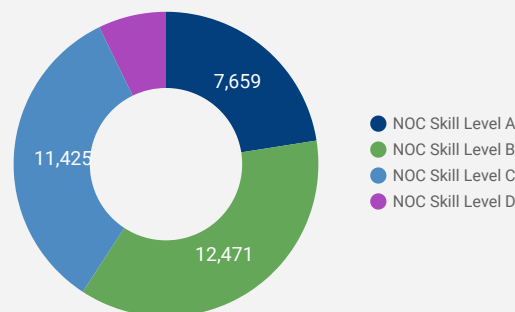
JOB POSTINGS BY JOB CATEGORY

What broad occupational category is being recruited?



JOB POSTS BY SKILL LEVEL

What education do occupations typically require?



Skill Level A = Usually University education | Skill Level B = Usually College education or Apprenticeship training | Skill Level C = Usually Secondary education or occupation-specific training | Skill Level D = Usually on-the-job training

TOP HIRING COMPANIES & AGENCIES

What companies are hiring?

	COMPANY	POSTINGS ▾	AVERAGE POSTING DURATION IN DAYS	MEDIAN POSTING DURATION IN DAYS
1.	Randstad Interim Inc.	614	39.3	22
2.	The Home Depot Canada	251	15.9	20
3.	Aerotek	233	19.3	20
4.	Loblaw Companies Limited	204	19.9	20
5.	Trillium Health Partners	199	18.6	20
6.	Peel District School Board	191	10.1	4
7.	Halton Healthcare	188	20.6	20
8.	Halton Healthcare Services	171	14.6	20
9.	Walmart Canada	160	16.1	14
10.	The Home Depot	153	13.8	14
11.	Halton Healthcare Services Corporation	148	14.0	14
12.	Loblaw Companies	140	14.0	14
13.	Magna International Inc.	139	18.9	20
14.	AppleOne	136	18.9	20
15.	North American Staffing Services	128	20.0	20
16.	William Osler Health System	121	18.7	20
17.	Revera	120	16.5	14
18.	Compass Group Canada	120	16.0	20
19.	University of Toronto	116	15.4	17
20.	Joseph Brant Hospital	115	15.2	20
21.	Citigroup	115	13.8	14
22.	Charger Logistics Inc	111	20.2	20
23.	RBC	108	13.5	14
24.	Loblaw Companies Ltd - Head Office	105	7.9	6
25.	Robert Half Canada Inc.	100	17.3	20
26.	ROGERS COMMUNICATIONS	99	17.1	20
27.	City of Brampton	94	13.6	13
28.	Royal Bank of Canada	93	14.1	14
29.	Scotiabank	91	16.5	14
30.	Halton District School Board	89	9.8	4
31.

TOP HOURLY WAGES IN JOB POSTINGS

What are employers willing to pay to find the perfect candidate?

of Minimum Wage Jobs

693

	JOB TITLE	COMPANY	LOCATION	HOURLY WAGE ▾
1.	Chiroprapist	Health Plus Physiotherapy	City of Brampton	200 
2.	Psychologist	Brookside Psychologists	Burlington	198 
3.	Psychologist, Psychotherapist, Or Social Worker	Brookside Psychologists	Burlington	198 
4.	Clinical Psychologist	Artemis Assessment & Treatment Centre	Burlington	180 
5.	Board Certified Behavior Analyst	Synergy Kids	Oakville	160 
6.	Social Worker	The WOMB	Milton	160 
7.	Dr Of Optometry	DINNO OPTICAL	City of Brampton	160 
8.	Psychologists, Registered Psychotherapists And Social Worker	The Health First Group Milton	Milton	150 
9.	Environment And Regulatory Advisor	Adecco Group	City of Brampton	150 
10.	Psychotherapist - Child & Adolescent Specialist	Child Therapy Halton	Milton	150 
11.	Naturopath	High Tech Physiotherapy	City of Mississauga	140 
12.	Clinical Psychologist	Healing Roots Therapy	City of Mississauga	140 
				1 - 100 / 10645 < >

TOP SALARIES IN JOB POSTINGS

What are employers willing to pay to find the perfect candidate?

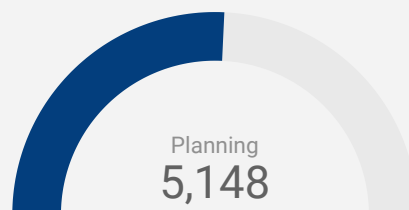
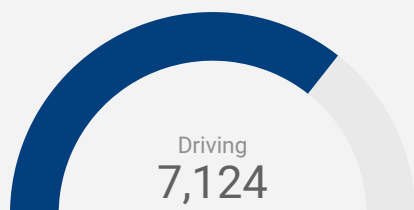
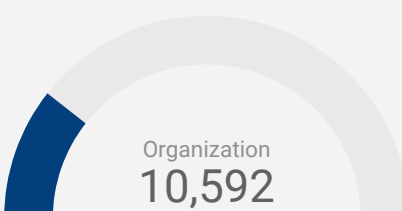
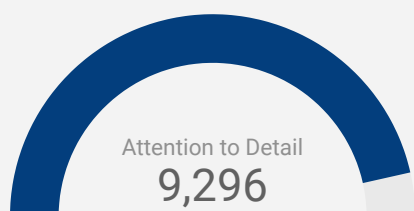
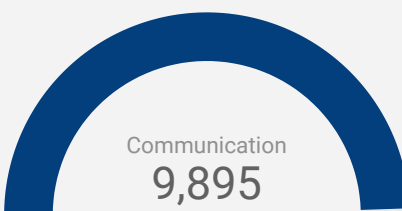
	JOB TITLE	COMPANY	LOCATION	ANNUAL SALARY ▾
1.	Associate Dentist	Monarch Dentistry	City of Mississauga	346,674 
2.	Az Owner Operators For Ottawa Runs \$2/mile	KUTHALA GROUP INC	City of Mississauga	343,120 
3.	Az Owner Operators For Dedicated Belleville Switch \$525/flat	KUTHALA GROUP INC	City of Brampton	343,120 
4.	Associate Dentist	Burlington Family Dental Centre	Burlington	341,791 
5.	Associate Dentist In Oakville	Trafalgar Dental Oakville	Oakville	340,000 
6.	Sales Executive	Blue Dot Americas	City of Mississauga	330,000 
7.	Regional AZ Owner Operators 1-3 nights out	Trimac Transportation Services Inc	Milton	330,000 
8.	Periodontist	West Burlington Dentistry	Burlington	324,641 
9.	Associate Dentist	Dr Pinto & Associates	City of Mississauga	313,509 
10.	Associate Dentist - Wednesdays & Sundays	The Tooth Corner	City of Mississauga	311,812 
				1 - 100 / 13974 < >

TOP IN-DEMAND SKILLS

How many times were these skills found in job postings?

ACTIVE JOB POSTINGS THIS MONTH

43,674



KEY JOB REQUIREMENTS

How often are these requirements desired in job postings?

ACTIVE JOB POSTINGS THIS MONTH

43,674



Driver's License
651



First Aid
1,332



Regular Access to a Vehicle
930



Criminal Record Check
2,147



Microsoft Office
3,271



Food Safety
765

JOB POSTINGS BY 4-DIGIT NOC, SKILL LEVEL, FREQUENCY & DURATION

What jobs are hard-to-fill and/or in-demand?

	4-DIGIT NOC CODE	4-DIGIT NOC LABEL	OCCUPATION'S SKILL LEVEL	POSTING COUNT ▾	AVG POSTING LENGTH IN DAYS	MEDIAN POSTING LENGTH IN DAYS
1.	6421	Retail salespersons	NOC Skill Level C	2,154	20	20
2.	7511	Transport truck drivers	NOC Skill Level C	1,787	22	15
3.	7452	Material handlers	NOC Skill Level C	1,439	21	20
4.	1241	Administrative assistants	NOC Skill Level B	1,392	33	20
5.	1221	Administrative officers	NOC Skill Level B	907	33	20
6.	6322	Cooks	NOC Skill Level B	893	41	20
7.	6552	Other customer and information services representatives	NOC Skill Level C	852	19	20
8.	0621	Retail and wholesale trade managers	NOC Skill Level A	744	19	20
9.	1311	Accounting technicians and bookkeepers	NOC Skill Level B	653	49	20
10.	6711	Food counter attendants, kitchen helpers and related support occupations	NOC Skill Level D	581	20	20
11.	7321	Automotive service technicians, truck and bus mechanics and mechanical repairers	NOC Skill Level B	497	27	20
12.	6311	Food service supervisors	NOC Skill Level B	485	68	32
13.	3012	Registered nurses and registered psychiatric nurses	NOC Skill Level A	454	18	20
14.	1215	Supervisors, supply chain, tracking and scheduling co-ordination occupations	NOC Skill Level B	450	33	20
15.	1414	Receptionists	NOC Skill Level C	400	19	20
16.	4412	Home support workers, housekeepers and related occupations	NOC Skill Level C	372	23	20
17.	6211	Retail sales supervisors	NOC Skill Level B	370	34	20
18.	1521	Shippers and receivers	NOC Skill Level C	361	21	20
19.	7514	Delivery and courier service drivers	NOC Skill Level C	358	18	20
20.	6731	Light duty cleaners	NOC Skill Level D	322	28	20
21.	1123	Professional occupations in advertising, marketing and public relations	NOC Skill Level A	312	23	20
22.	4216	Other instructors	NOC Skill Level B	282	19	20
23.	1431	Accounting and related clerks	NOC Skill Level C	280	19	20
24.	6622	Store shelf stockers, clerks and order fillers	NOC Skill Level D	279	18	20
25.	4163	Business development officers and marketing researchers and consultants	NOC Skill Level A	251	23	20
26.	7611	Construction trades helpers and labourers	NOC Skill Level D	249	37	20
27.	0111	Financial managers	NOC Skill Level A	247	19	20
28.	1223	Human resources and recruitment officers	NOC Skill Level B	245	31	20

JOB POSTINGS BY 3-DIGIT NOC, SKILL LEVEL, FREQUENCY & DURATION

What jobs are hard to fill and/or in-demand?

	3-DIGIT NOC CODE	3-DIGIT NOC LABEL	OCCUPATION'S SKILL LEVEL	POSTING COUNT ▾	AVG POSTING LENGTH IN DAYS	MEDIAN POSTING LENGTH IN DAYS
1.	751	Motor vehicle and transit drivers	NOC Skill Level C	2,195	21	20
2.	642	Retail salespersons	NOC Skill Level C	2,154	20	20
3.	124	Office administrative assistants - general, legal and medical	NOC Skill Level B	1,591	32	20
4.	745	Longshore workers and material handlers	NOC Skill Level C	1,441	21	20
5.	122	Administrative and regulatory occupations	NOC Skill Level B	1,438	29	20
6.	632	Chefs and cooks	NOC Skill Level B	1,080	39	20
7.	152	Supply chain logistics, tracking and scheduling co-ordination occupations	NOC Skill Level C	877	20	20
8.	655	Customer and information services representatives	NOC Skill Level C	867	19	20
9.	217	Computer and information systems professionals	NOC Skill Level A	821	24	20
10.	131	Finance, insurance and related business administrative occupations	NOC Skill Level B	746	41	20
11.	062	Retail and wholesale trade managers	NOC Skill Level A	744	19	20
12.	112	Human resources and business service professionals	NOC Skill Level A	709	21	20
13.	111	Auditors, accountants and investment professionals	NOC Skill Level A	682	20	20
14.	673	Cleaners	NOC Skill Level D	653	24	20
15.	421	Paraprofessional occupations in legal, social, community and education services	NOC Skill Level B	647	23	20
16.	121	Administrative services supervisors	NOC Skill Level B	644	32	20
17.	631	Service supervisors	NOC Skill Level B	599	61	28
18.	671	Food counter attendants, kitchen helpers and related support occupations	NOC Skill Level D	581	20	20
19.	732	Automotive service technicians	NOC Skill Level B	574	28	20
20.	141	General office workers	NOC Skill Level C	571	19	20
21.	441	Home care providers and educational support occupations	NOC Skill Level C	553	27	20
22.	143	Financial, insurance and related administrative support workers	NOC Skill Level C	542	19	20
23.	011	Senior managers - construction, transportation, production and utilities	NOC Skill Level A	486	23	20
24.	301	Professional occupations in nursing	NOC Skill Level A	462	18	20
25.	723	Machining, metal forming, shaping and erecting trades	NOC Skill Level B	430	30	20
26.	651	Occupations in food and beverage service	NOC Skill Level C	422	19	20
27.	416	Policy and program researchers, consultants and officers	NOC Skill Level A	417	20	20
28.	012	Senior managers - construction, transportation, production and utilities	NOC Skill Level A	399	26	20

JOB POSTINGS BY 2-DIGIT NOC, SKILL LEVEL, FREQUENCY & DURATION

What jobs are hard to fill and/or in-demand?

	2-DIGIT NOC CODE	2-DIGIT NOC LABEL	OCCUPATION'S SKILL LEVEL	POSTING COUNT ▾	AVG POSTING LENGTH IN DAYS	MEDIAN POSTING LENGTH IN DAYS
1.	12	Administrative and financial supervisors and administrative occupations	NOC Skill Level B	3,685	31	20
2.	75	Transport and heavy equipment operation and related maintenance occupations	NOC Skill Level C	2,374	22	20
3.	64	Sales representatives and salespersons - wholesale and retail trade	NOC Skill Level C	2,281	20	20
4.	63	Service supervisors and specialized service occupations	NOC Skill Level B	2,050	41	20
5.	65	Service representatives and other customer and personal services occupations	NOC Skill Level C	1,781	19	20
6.	74	Other installers, repairers and servicers and material handlers	NOC Skill Level C	1,524	21	20
7.	11	Professional occupations in business and finance	NOC Skill Level A	1,391	21	20
8.	72	Industrial, electrical and construction trades	NOC Skill Level B	1,341	33	20
9.	21	Professional occupations in natural and applied sciences	NOC Skill Level A	1,334	22	20
10.	67	Service support and other service occupations, n.e.c.	NOC Skill Level D	1,278	22	20
11.	06	Middle management occupations in retail and wholesale trade and customer services	NOC Skill Level A	1,267	22	20
12.	14	Office support occupations	NOC Skill Level C	1,216	19	20
13.	73	Maintenance and equipment operation trades	NOC Skill Level B	1,050	29	20
14.	22	Technical occupations related to natural and applied sciences	NOC Skill Level B	971	24	20
15.	15	Distribution, tracking and scheduling co-ordination occupations	NOC Skill Level C	912	20	20
16.	01	Senior managers - construction, transportation, production and utilities	NOC Skill Level A	890	24	20
17.	62	Retail sales supervisors and specialized sales occupations	NOC Skill Level B	874	25	20
18.	13	Finance, insurance and related business administrative occupations	NOC Skill Level B	746	41	20
19.	42	Paraprofessional occupations in legal, social, community and education services	NOC Skill Level B	647	23	20
20.	32	Technical occupations in health	NOC Skill Level B	596	20	20
21.	41	Professional occupations in law and social, community and government services	NOC Skill Level A	582	20	20
22.	44	Care providers and educational, legal and public protection support occupations	NOC Skill Level C	555	27	20
23.	66	Sales support occupations	NOC Skill Level D	522	18	20
24.	31	Professional occupations in health (except nursing)	NOC Skill Level A	520	19	20
25.	30	Professional occupations in nursing	NOC Skill Level A	462	18	20
26.	52	Technical occupations in art, culture, recreation and sport	NOC Skill Level B	431	22	20
27.	07	Managers in customer and personal services, n.e.c.	NOC Skill Level A	367	20	20
					1 - 45 / 45	< >

MULTILINGUAL JOB POSTINGS BY THE NUMBERS

ACTIVE POSTINGS	NEW POSTINGS	COMPANIES	JOB LANGUAGES
5,571	3,475	2,836	12

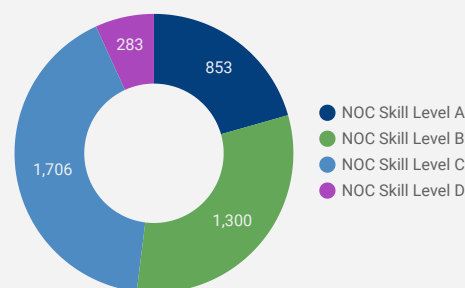
OF DAYS POSTED

AVERAGE	MEDIAN
18.9	20

MULTILINGUAL JOB POSTINGS BY SKILL LEVEL

What language skills are employers looking for by occupational skill level?

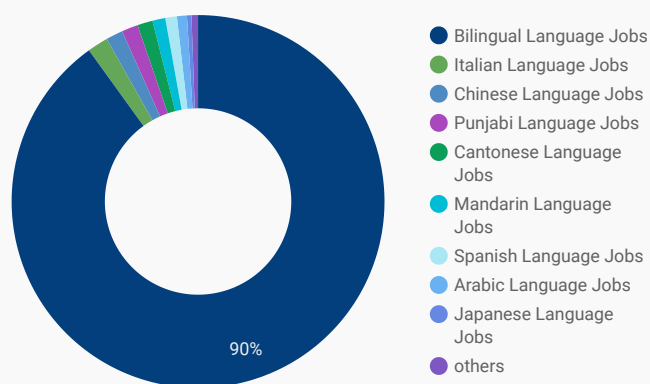
- 853** Skill Level A - Management/ Professional Occupations usually requiring University
- 1,300** Skill Level B - Usually college education or apprenticeship training
- 1,706** Skill Level C - Usually secondary education or occupation-specific training
- 283** Skill Level D - Usually on-the-job training



LANGUAGES	NOC Skill Level A	NOC Skill Level B	NOC Skill Level C	NOC Skill Level D
Bilingual Language Jobs	769	1,129	1,537	260
Italian Language Jobs	8	42	24	8
Punjabi Language Jobs	13	19	33	2
Cantonese Language Jobs	8	17	33	4
Chinese Language Jobs	14	18	22	4
Mandarin Language Jobs	12	16	25	
Spanish Language Jobs	8	17	17	1

LANGUAGE SKILLS BREAKDOWN

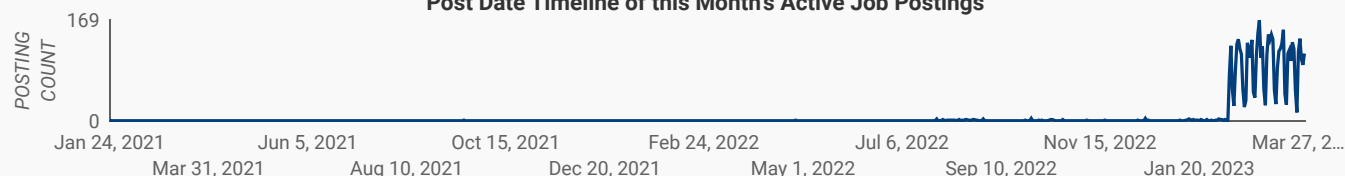
Which kinds of language skills do employers seek?



LANGUAGES	POSTING COUNT
1. Bilingual Language Jobs	5,028
2. Italian Language Jobs	93
3. Chinese Language Jobs	77
4. Punjabi Language Jobs	77
5. Cantonese Language Jobs	73
6. Mandarin Language Jobs	64
7. Spanish Language Jobs	57

1 - 12 / 12 < >

Post Date Timeline of this Month's Active Job Postings



LANGUAGE SKILLS BEING RECRUITED BY JOB CATEGORY

What language skills are sought by 1-Digit NOC?

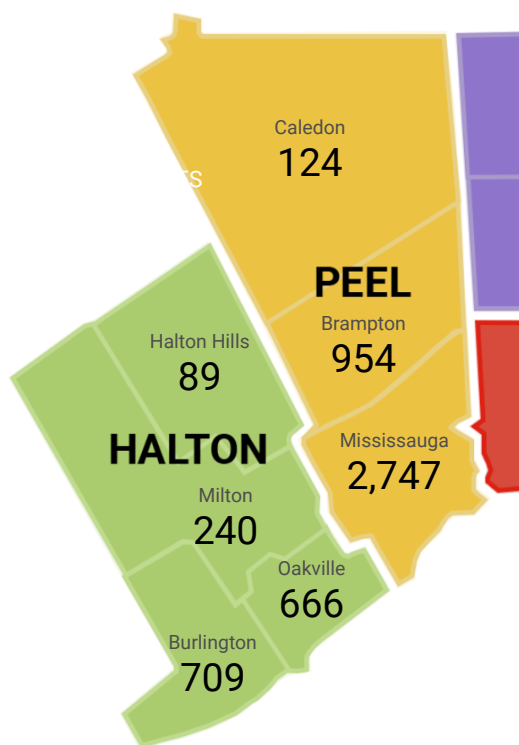
BROAD OCCUPATIONAL CATEGORY	French La...	Italian La...	Punjabi L...	Cantones...	Chinese ...	Mandarin...	Grand total
Business, finance and administration occup...	994	5	31	16	10	17	1,105
Health occupations	235		4	4	3	1	251
Management occupations	286	6	4	6	4	9	328
Natural and applied sciences and related o...	157		1	1	2	2	170
Natural resources, agriculture and related p...	28						29
Occupations in art, culture, recreation and s...	55		2				60
Occupations in education, law and social, c...	232	3	5	2	17	2	273
Occupations in manufacturing and utilities	67			5		1	73
Sales and service occupations	1,026	65	15	28	21	14	1,207
Trades, transport and equipment operators ...	615	3	5		1	7	646
Grand total	3,695	82	67	62	58	53	4,142

MULTILINGUAL JOB POSTINGS BY MUNICIPALITY

What language skills are sought by 4-Digit NOC?

	MUNICIPALITY	JOB LANGUAGES	AVG POSTING LENGTH IN DAYS	MEDIAN POSTING LENGTH IN DAYS
1.	City of Mississauga	2,747	22.7	20
2.	City of Brampton	954	24.3	20
3.	Burlington	709	20.8	20
4.	Oakville	666	20.6	20
5.	Milton	240	21.4	20
6.	Town of Caledon	124	27.4	20
7.	Halton Hills	89	22.5	20

	REGION	JOB LANGUAGES	AVG POSTING LENGTH IN DAYS	MEDIAN POSTING LENGTH IN DAYS
1.	Peel Region	3,825	23.5	20
2.	Halton Region	1,704	20.9	20



LANGUAGE DEMAND BY JOB

What language skills are sought by 4-Digit NOC?

	4 DIGIT NOC NAME	POSTINGS ▾
1.	Retail salespersons	307
2.	Other customer and information services ...	271
3.	Material handlers	163
4.	Administrative assistants	161
5.	Transport truck drivers	158
6.	Administrative officers	109
7.	Cooks	87
8.	Receptionists	83
9.	Retail and wholesale trade managers	79
10.	Food counter attendants, kitchen helpers ...	77
11.	Professional occupations in advertising, ...	60
12.	Delivery and courier service drivers	56
13.	Food and beverage servers	56
14.	Home support workers, housekeepers an...	55
15.	Supervisors, supply chain, tracking and sc...	49
16.	Accounting and related clerks	49
17.	Other instructors	47
18.	Shippers and receivers	47
19.	Automotive service technicians, truck and...	44
20.	Other financial officers	42
21.	Insurance agents and brokers	41
22.	Medical administrative assistants	40
23.	Human resources professionals	37
24.	User support technicians	36
25.	Light duty cleaners	36
26.	Business development officers and marke...	35
27.	Human resources and recruitment officers	34
28.	Store shelf stockers, clerks and order fillers	33
29.	Dispatchers	33
30.	Social and community service workers	33
31.	Corporate sales managers	32
		1 - 100 / 286 < >

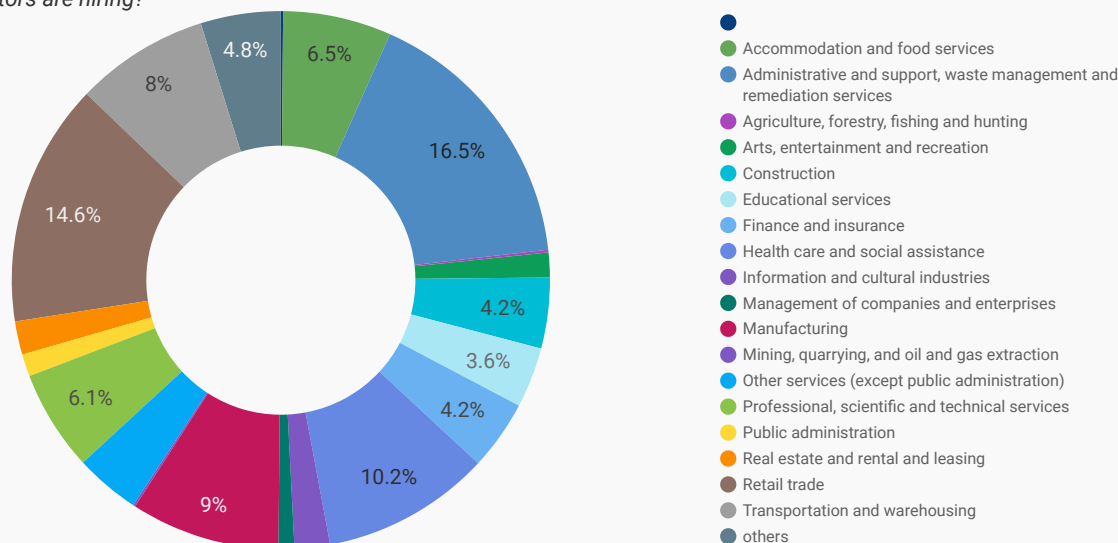
MULTILINGUAL HIRING EMPLOYERS

Which employers are seeking multilingual candidates?

	COMPANY	POSTINGS ▾
1.	Trillium Health Partners	161
2.	Expert Staffing Solutions	67
3.	Btrust Supermarket	34
4.	RBC	31
5.	Royal Bank of Canada	30
6.	Universal Logistics Solutions	28
7.	Truck It Personnel Services Inc.	26
8.	Peel District School Board	25
9.	Confidential	24
10.	East Side Mario's	24
11.	Kijiji Jobs	24
12.	Randstad Interim Inc.	23
13.	Express Employment Professionals	21
14.	Bell Canada	20
15.	FedEx Ground	20
16.	Firm Staffing Solutions	20
17.	Bayshore HealthCare	19
18.	FedEx Express Canada	19
19.	Cogeco Connexion	18
20.	Pelmorex Corp	18
21.	Adecco Group	18
22.	CANON CANADA INC.	17
23.	SIEMENS	17
24.	Graphic Packaging International Canada ULC	16
25.	Yee Hong Centre for Geriatric Care	16
26.	McKesson Canada Corporation	16
27.	Sanofi Group	15
28.	Coca-Cola Canada Bottling Limited	15
		1 - 50 / 2838 < >

TOP HIRING SECTORS BY 2-DIGIT NAICS CODE

What sectors are hiring?



	NAICS CODE	2-DIGIT NAICS LABEL	POSTING COUNT	AVG POSTING LENGTH IN DAYS	MEDIAN POSTING LENGTH IN DAYS
1.	56	Administrative and support, waste management and remediation services	6,132	20.7	20
2.	44-45	Retail trade	5,115	20.0	20
3.	62	Health care and social assistance	3,605	19.4	20
4.	48-49	Transportation and warehousing	3,250	27.5	20
5.	31-33	Manufacturing	3,151	21.6	20
6.	72	Accommodation and food services	2,729	30.6	20
7.	54	Professional, scientific and technical services	2,269	25.6	20
8.	23	Construction	1,628	26.0	20
9.	41	Wholesale trade	1,601	22.3	20
10.	81	Other services (except public administration)	1,504	26.0	20
11.	52	Finance and insurance	1,387	17.0	14
12.	61	Educational services	1,210	17.9	20
13.	51	Information and cultural industries	727	22.1	20
14.	53	Real estate and rental and leasing	700	22.2	20
15.	71	Arts, entertainment and recreation	506	21.1	20
16.	91	Public administration	498	23.3	20
17.	55	Management of companies and enterprises	305	23.8	20
18.	22	Utilities	84	18.6	20
19.	11	Agriculture, forestry, fishing and hunting	53	25.8	20
20.	21	Mining, quarrying, and oil and gas extraction	48	18.5	20

NOTE: NAICS code 56 includes Employment Agencies. Manufacturing includes codes 31-33, Retail Trade includes codes 44-45 and Transportation and Warehousing includes codes 48-49.

TOP HIRING SECTORS BY 3-DIGIT NAICS CODE

What sectors are hiring?

	NAICS CODE	3-DIGIT NAICS LABEL	POSTING COUNT ▾	AVERAGE POSTING LENGTH IN DAYS	MEDIAN POSTING LENGTH IN DAYS
1.	561	Administrative and support services	5,934	20.8	20
2.	722	Food services and drinking places	2,421	31.9	20
3.	541	Professional, scientific and technical services	2,269	25.6	20
4.	484	Truck transportation	2,070	31.5	20
5.	621	Ambulatory health care services	1,871	20.5	20
6.	611	Educational services	1,210	17.9	20
7.	445	Food and beverage stores	1,045	19.3	20
8.	238	Specialty trade contractors	834	27.3	20
9.	811	Repair and maintenance	770	27.5	20
10.	522	Credit intermediation and related activities	741	15.8	14
11.	441	Motor vehicle and parts dealers	716	21.5	20
12.	444	Building material and garden equipment and supplies dealers	703	16.9	17.5
13.	236	Construction of buildings	664	26.2	20
14.	311	Food manufacturing	660	21.3	20
15.	622	Hospitals	632	16.1	14
16.	448	Clothing and clothing accessories stores	612	18.5	20
17.	624	Social assistance	571	20.7	20
18.	623	Nursing and residential care facilities	531	19.0	20
19.	452	General merchandise stores	464	19.8	14
20.	812	Personal and laundry services	445	22.3	20
21.	446	Health and personal care stores	425	20.5	20
22.	336	Transportation equipment manufacturing	419	19.0	20
23.	524	Insurance carriers and related activities	417	20.8	20
24.	442	Furniture and home furnishings stores	411	23.2	20
25.	713	Amusement, gambling and recreation industries	405	20.9	20
26.	531	Real estate	389	21.0	20
27.	416	Building material and supplies merchant wholesalers	385	21.5	20
28.	417	Machinery, equipment and supplies merchant wholesalers	367	20.5	20
29.	488	Support activities for transportation	365	23.2	20
30.	453	Miscellaneous store retailers	336	20.9	20
31.	492	Couriers and messengers	336	21.3	20

TOP HIRING SECTORS BY 4-DIGIT NAICS CODE

What sectors are hiring?

	NAICS CODE	4-DIGIT NAICS LABEL	POSTING COUNT ▼	AVERAGE POSTING LENGTH IN DAYS	MEDIAN POSTING DAYS IN LENGTH
1.	5613	Employment services	4,766	20.6	20
2.	7225	Full-service restaurants and limited-service eating places	2,051	33.8	20
3.	4841	General freight trucking	1,885	32.6	20
4.	4451	Grocery stores	830	18.1	20
5.	4441	Building material and supplies dealers	678	16.8	15
6.	8111	Automotive repair and maintenance	673	28.0	20
7.	5221	Depository credit intermediation	629	15.1	14
8.	6221	General medical and surgical hospitals	625	16.1	14
9.	5617	Services to buildings and dwellings	620	22.2	20
10.	4411	Automobile dealers	536	20.0	20
11.	5413	Architectural, engineering and related services	509	19.5	20
12.	5415	Computer systems design and related services	498	34.7	20
13.	4481	Clothing stores	482	18.4	20
14.	4521	Department stores	440	19.6	14
15.	6213	Offices of other health practitioners	436	20.6	20
16.	4461	Health and personal care stores	425	20.5	20
17.	6233	Community care facilities for the elderly	410	18.1	18
18.	2361	Residential building construction	408	30.8	20
19.	6212	Offices of dentists	402	20.5	20
20.	7139	Other amusement and recreation industries	380	21.1	20
21.	5242	Agencies, brokerages and other insurance related activities	363	21.6	20
22.	5416	Management, scientific and technical consulting services	361	22.7	20
23.	6211	Offices of physicians	346	21.0	20
24.	6116	Other schools and instruction	340	24.7	20
25.	4921	Couriers	323	21.4	20
26.	7223	Special food services	319	23.8	20
27.	6117	Educational support services	314	12.1	5
28.	5511	Management of companies and enterprises	305	23.8	20
29.	5418	Advertising, public relations, and related services	304	21.3	20
30.	2382	Building equipment contractors	302	27.6	20
31.	7211	Traveller accommodation	300	23.3	20

TOP HIRING SECTORS BY 5-DIGIT NAICS CODE

What sectors are hiring?

	NAICS CODE	5-DIGIT NAICS LABEL	POSTING COUNT ▾	AVERAGE POSTING LENGTH IN DAYS	MEDIAN POSTING LENGTH IN DAYS
1.	56131	Employment placement agencies and executive search services	4,753	20.6	20
2.	72251	Full-service restaurants and limited-service eating places	2,051	33.8	20
3.	48411	General freight trucking, local	1,333	34.0	20
4.	44511	Supermarkets and other grocery (except convenience) stores	811	17.9	20
5.	62211	General medical and surgical hospitals	625	16.1	14
6.	52211	Banking	620	15.1	14
7.	48412	General freight trucking, long distance	552	29.7	20
8.	54151	Computer systems design and related services	498	34.7	20
9.	44111	New car dealers	466	19.6	20
10.	81111	Automotive mechanical and electrical repair and maintenance	444	30.5	20
11.	45211	Department stores	440	19.6	14
12.	62331	Community care facilities for the elderly	410	18.1	18
13.	23611	Residential building construction	408	30.8	20
14.	62121	Offices of dentists	402	20.5	20
15.	54133	Engineering services	387	18.6	20
16.	44411	Home centres	380	16.8	20
17.	62111	Offices of physicians	346	21.0	20
18.	52421	Insurance agencies and brokerages	323	21.9	20
19.	49211	Couriers	323	21.4	20
20.	56173	Landscaping services	320	23.5	20
21.	61171	Educational support services	314	12.1	5
22.	55111	Management of companies and enterprises	305	23.8	20
23.	72111	Hotels (except casino hotels) and motels	300	23.3	20
24.	62149	Other out-patient care centres	280	15.7	20
25.	62441	Child day-care services	272	22.3	20
26.	44314	Electronics and appliance stores	259	19.8	20
27.	62161	Home health care services	256	25.2	20
28.	44211	Furniture stores	255	21.3	20
29.	23622	Commercial and institutional building construction	252	21.5	20
30.	44413	Hardware stores	241	15.2	14
31.	61169	All other schools and instruction	239	26.2	20

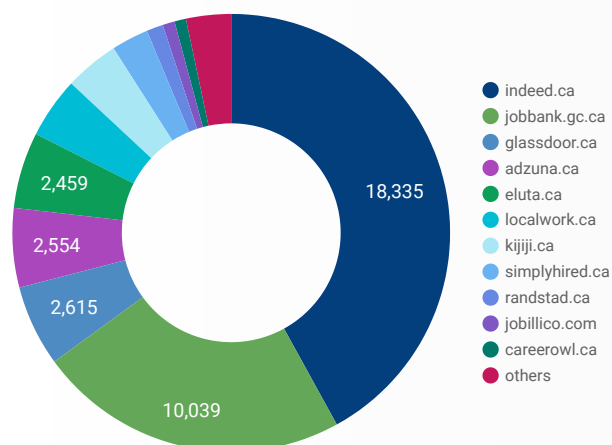
TOP HIRING SECTORS BY 6-DIGIT NAICS CODE

What sectors are hiring?

	NAICS CODE	6-DIGIT NAICS LABEL	POSTING COUNT ▾	AVG POSTING LENGTH IN DAYS	MEDIAN POSTING LENGTH IN DAYS
1.	561310	Employment placement agencies and executive search services	4,753	20.6	20
2.	484110	General freight trucking, local	1,333	34.0	20
3.	722511	Full-service restaurants	1,093	36.0	20
4.	722512	Limited-service eating places	958	31.3	20
5.	445110	Supermarkets and other grocery (except convenience) stores	811	17.9	20
6.	622111	General (except paediatric) hospitals	625	16.1	14
7.	541514	Computer systems design and related services (except video game design and development)	495	34.7	20
8.	441110	New car dealers	466	19.6	20
9.	452110	Department stores	440	19.6	14
10.	623310	Community care facilities for the elderly	410	18.1	18
11.	811111	General automotive repair	410	29.2	20
12.	236110	Residential building construction	408	30.8	20
13.	621210	Offices of dentists	402	20.5	20
14.	541330	Engineering services	387	18.6	20
15.	522112	Corporate and institutional banking industry	387	15.5	14
16.	444110	Home centres	380	16.8	20
17.	621110	Offices of physicians	346	21.0	20
18.	484121	General freight trucking, long distance, truck-load	344	25.6	20
19.	492110	Couriers	323	21.4	20
20.	524210	Insurance agencies and brokerages	323	21.9	20
21.	561730	Landscaping services	320	23.5	20
22.	611710	Educational support services	314	12.1	5
23.	721111	Hotels	296	22.8	20
24.	624410	Child day-care services	272	22.3	20
25.	551114	Head offices	264	25.0	20
26.	621610	Home health care services	256	25.2	20
27.	442110	Furniture stores	255	21.3	20
28.	236220	Commercial and institutional building construction	252	21.5	20
29.	444130	Hardware stores	241	15.2	14
30.	611690	All other schools and instruction	239	26.2	20
31.	515210	Pay and specialty television	238	18.6	20

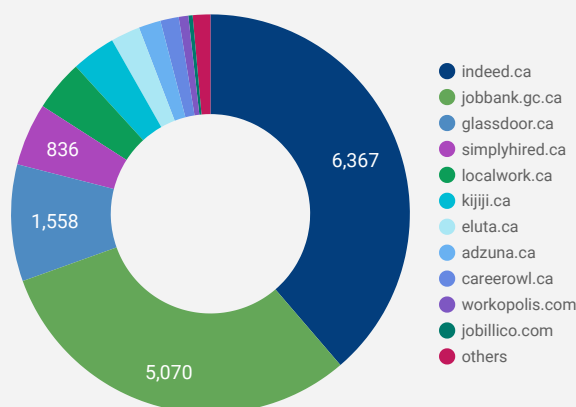
JOB POSTINGS BY JOB BOARD

What share of unique job postings appear on each job board?



COMPANIES BY JOB BOARD

What share of unique job postings appear on each job board?



JOB POSTING DETAILS BY JOB BOARD

How does job posting activity differ by job board?

	JOB BOARD	POSTING COUNT	AVG POSTING LENGTH IN DAYS	MEDIAN POSTING LENGTH IN DAYS	# OF COMPANIES
1.	indeed.ca	18,335	19	20	6,367
2.	jobbank.gc.ca	10,039	52	30	5,070
3.	glassdoor.ca	2,615	20	20	1,558
4.	adzuna.ca	2,554	14	14	295
5.	eluta.ca	2,459	20	20	391
6.	localwork.ca	1,964	9	2	681
7.	kijiji.ca	1,754	15	15	588
8.	simplyhired.ca	1,197	20	20	836
9.	randstad.ca	537	47	41.5	1
10.	jobillico.com	389	16	12	57
11.	careerowl.ca	372	140	122	245
12.	careerarc.com	271	45	16	24
13.	network.applytoeducation.com	239	7	3	10
14.	careerbuilder.ca	236	34	28	27
15.	rncareers.ca	230	19	12.5	56
16.	workopolis.com	136			128
17.	retail.ca	72	35	14.5	21
18.	jobs.ccs4u.org	41			25