

# JOB DEMAND REPORT

## FEBRUARY 2023

### HIGHLIGHTS

#### JOB POSTINGS BY THE NUMBERS

TOTAL POSTINGS	NEW THIS MONTH	COMPANIES	JOB BOARDS
41,376	21,738	12,050	39

#### # OF DAYS POSTED

AVERAGE	MEDIAN
22.5	20

### REPORT BUILDER

The default filter selection below will show all job demand data for the month. You can use the filters to create a customized report for the purpose of understanding a subset of the data.

#### OCCUPATION FILTERS

SKILL TYPE NAME / 1-DIGIT NOC	▼
MAJOR GROUP / 2-DIGIT NOC	▼
MINOR GROUP / 3-DIGIT NOC	▼
UNIT GROUP / 4-DIGIT NOC	▼
SKILL LEVEL	▼
JOB TYPE	▼
JOB DURATION	▼
ADDITIONAL LANGUAGE	▼
SPECIFIC JOB TAGS	▼

#### INDUSTRY/SECTOR FILTERS

HIRING SECTOR BY 2-DIGIT NAICS CODE	▼
HIRING SECTOR BY 3-DIGIT NAICS CODE	▼
HIRING SECTOR BY 4-DIGIT NAICS CODE	▼
HIRING SECTOR BY 5-DIGIT NAICS CODE	▼
HIRING SECTOR BY 6-DIGIT NAICS CODE	▼

#### OTHER FILTERS

MUNICIPALITY	▼
REGION	▼
JOB BOARD	▼

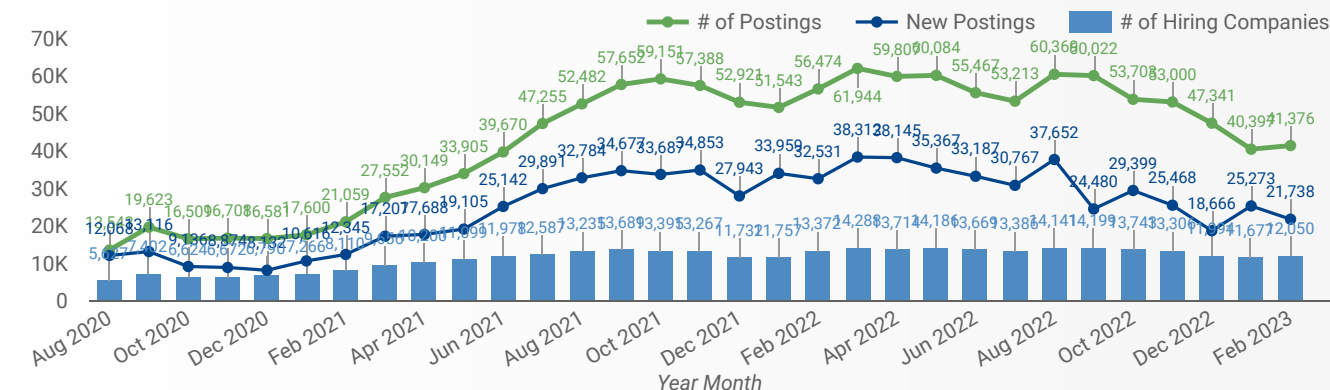
NOC = National Occupation Classification | NAICS = North American Industry Classification System

#### Source:

Job posting data collected by the Peel Halton Workforce Development Group from job boards and employer websites that recruit candidates in Peel and Halton Regions.

## JOB POSTINGS BY MONTH FOR PEEL & HALTON REGIONS

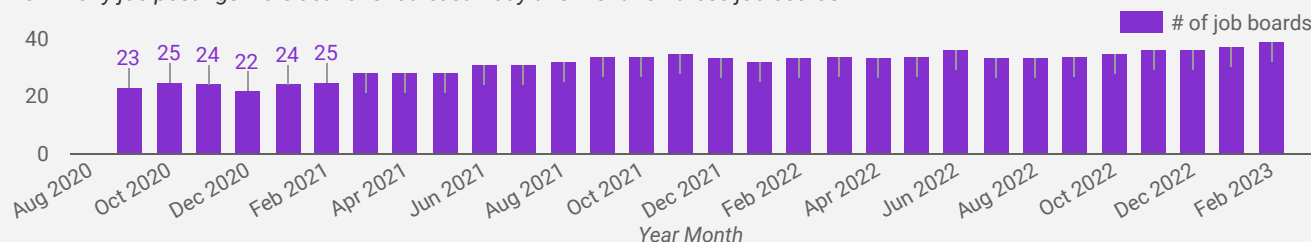
How many job postings were active for at least 1 day this month?



NOTE: This graph cannot be filtered using the controls on the cover page

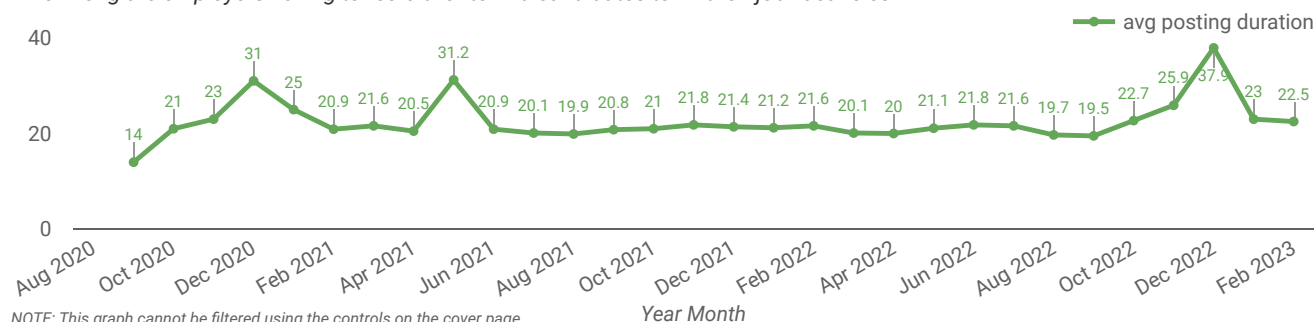
## NUMBER OF ACTIVE JOB BOARDS

How many job postings were active for at least 1 day this month on these job boards?



## AVERAGE POSTING LENGTH BY DAYS

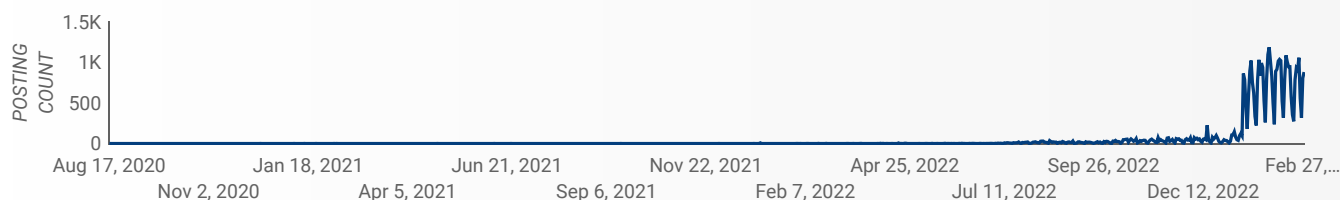
How long are employers having to recruit for to find candidates to fill their job vacancies?



NOTE: This graph cannot be filtered using the controls on the cover page

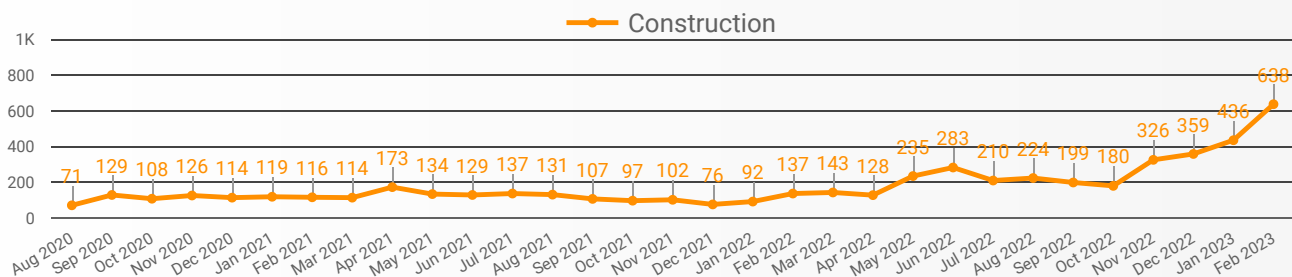
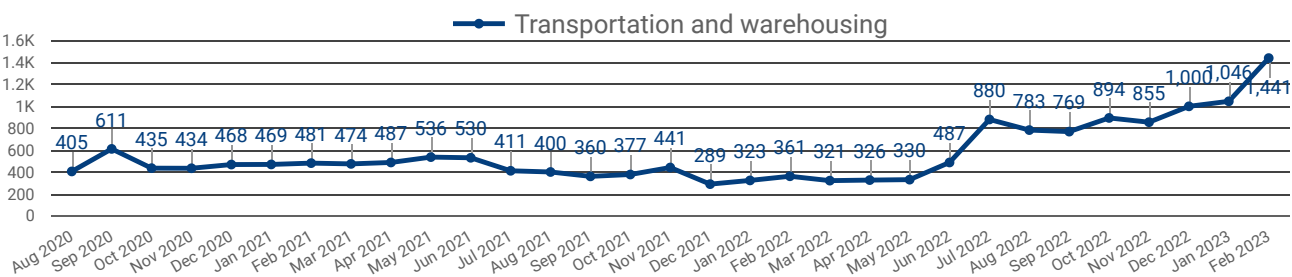
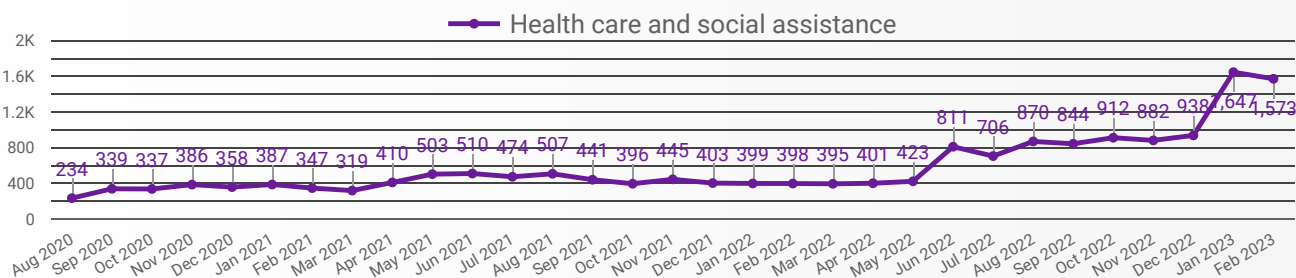
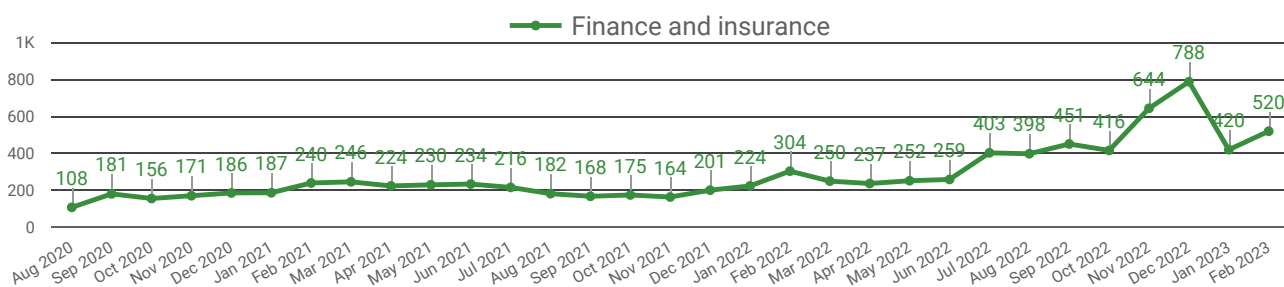
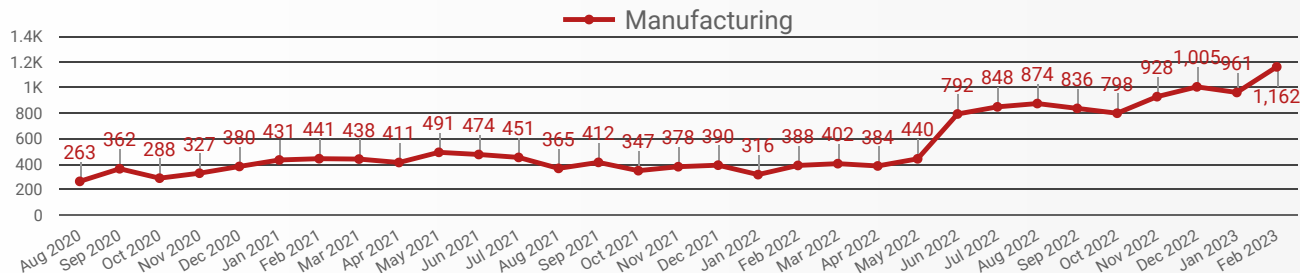
## POST DATE TIMELINE FOR THIS MONTH'S ACTIVE JOB POSTINGS

How many job postings were active for at least 1 day this month?



## DEMAND BY KEY SECTOR (PEEL & HALTON REGIONS)

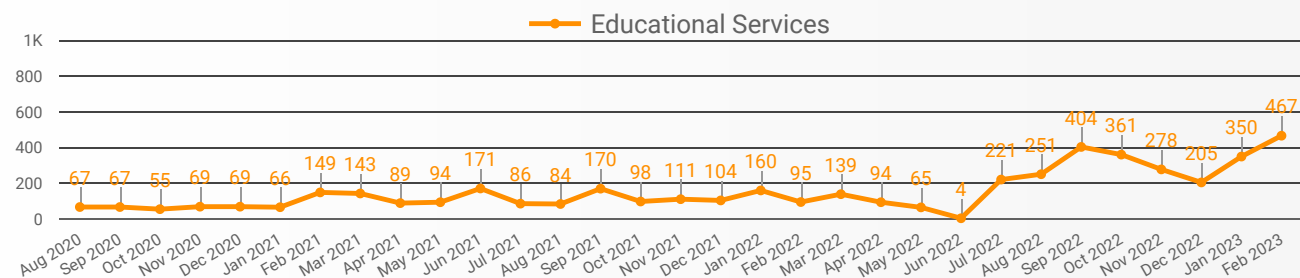
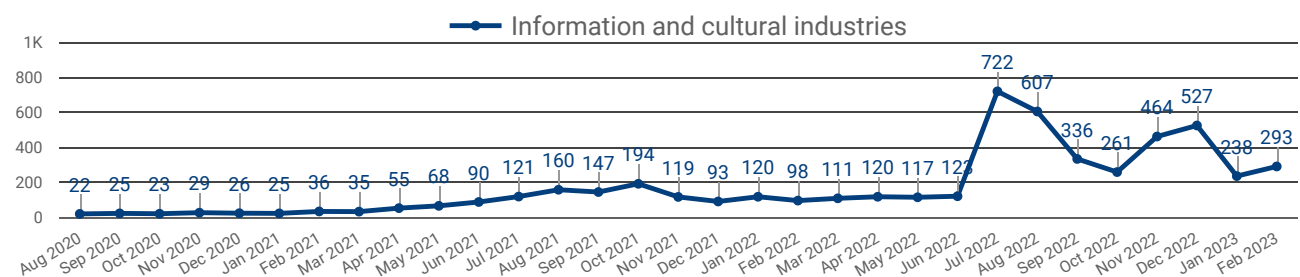
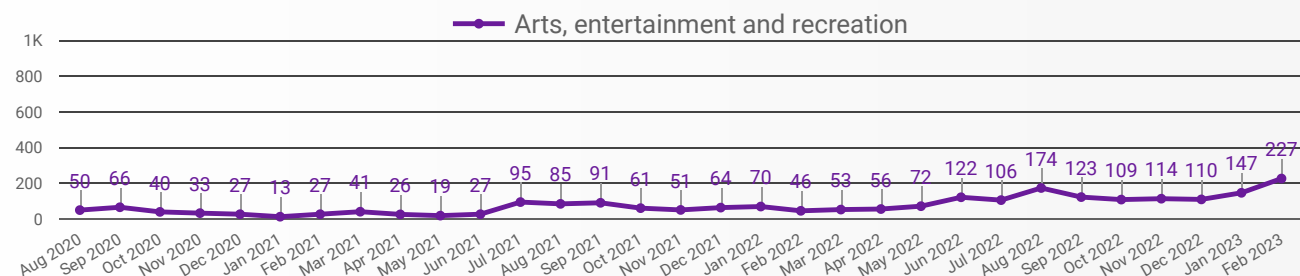
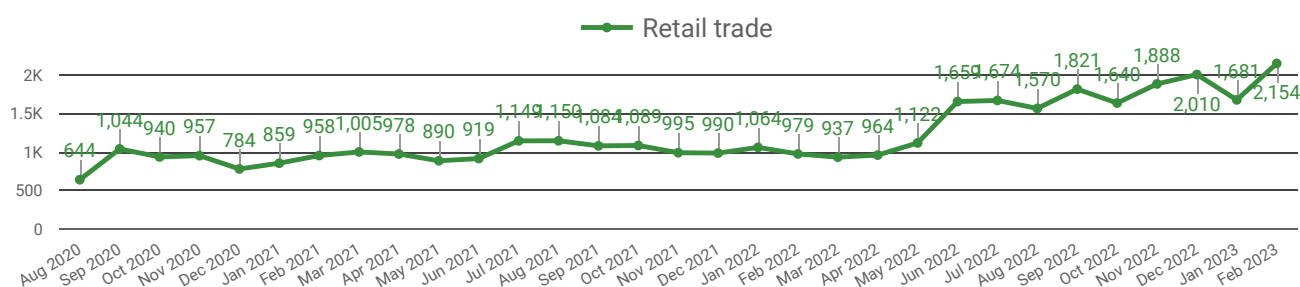
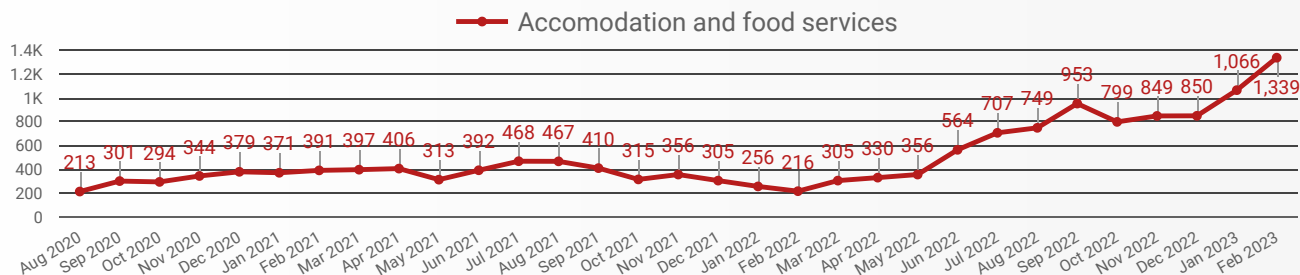
How many job postings were active for at least 1 day this month by sector?



NOTE: This graph cannot be filtered using the controls on the cover page

## DEMAND BY IMPACTED SECTOR (PEEL & HALTON REGIONS)

How many job postings were active for at least 1 day this month by sector?



NOTE: This graph cannot be filtered using the controls on the cover page

## JOB POSTINGS BY REGION

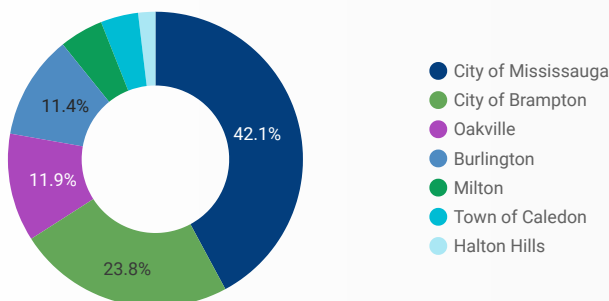
Where are job opportunities being offered?

	REGION	POSTING COUNT	AVG POSTING LENGTH IN DAYS	MEDIAN POSTING LENGTH IN DAYS
1.	Peel Region	28,778	23.5	20
2.	Halton Region	12,305	20.5	20

## JOB POSTINGS BY MUNICIPALITY

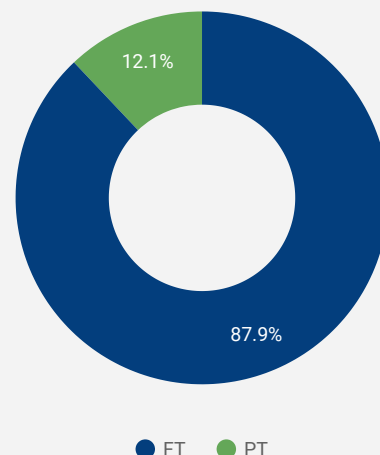
Where are job opportunities being offered?

	MUNICIPALITY	POSTING COUNT	AVG POSTING LENGTH IN DAYS	MEDIAN POSTING LENGTH IN DAYS
1.	City of Mississauga	17,311	22.6	20
2.	City of Brampton	9,774	24.7	20
3.	Oakville	4,870	20.3	20
4.	Burlington	4,688	20.2	20
5.	Milton	1,971	21.7	20
6.	Town of Caledon	1,693	26.5	20
7.	Halton Hills	776	20.0	20



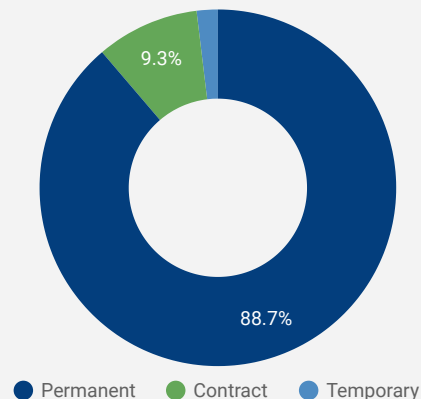
## JOB TYPE

Full-time vs Part-time



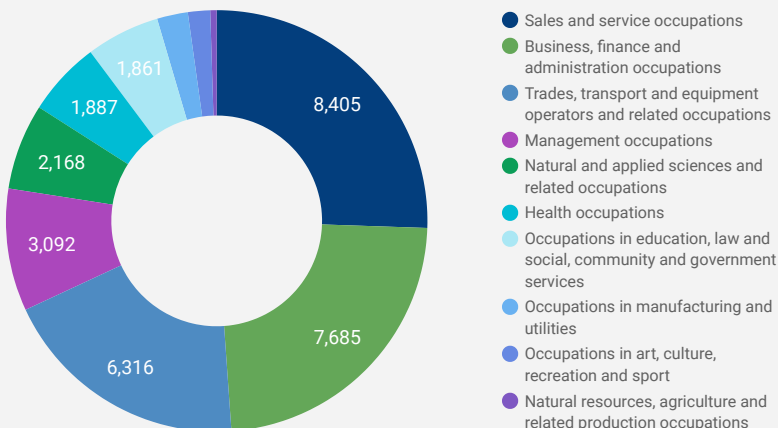
## JOB DURATION

Permanency of jobs posted



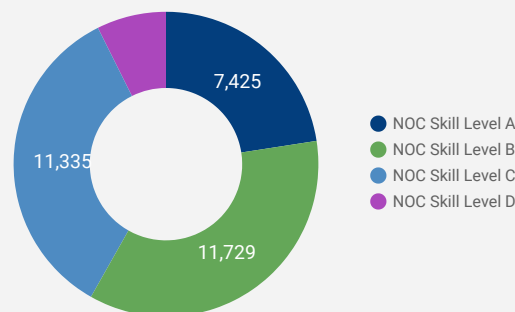
## JOB POSTINGS BY JOB CATEGORY

What broad occupational category is being recruited?



## JOB POSTS BY SKILL LEVEL

What education do occupations typically require?



Skill Level A = Usually University education | Skill Level B = Usually College education or Apprenticeship training | Skill Level C = Usually Secondary education or occupation-specific training | Skill Level D = Usually on-the-job training

## TOP HIRING COMPANIES & AGENCIES

What companies are hiring?

	COMPANY	POSTINGS ▾	AVERAGE POSTING DURATION IN DAYS	MEDIAN POSTING DURATION IN DAYS
1.	Randstad Interim Inc.	671	37.2	24
2.	Halton Healthcare Services	281	11.3	6
3.	Peel District School Board	237	8.8	4
4.	Loblaw Companies Limited	231	20.1	20
5.	Aerotek	228	19.1	20
6.	AppleOne	196	19.7	20
7.	Halton Healthcare	195	20.5	20
8.	The Home Depot Canada	195	15.4	20
9.	Halton Healthcare Services Corporation	184	14.0	14
10.	Trillium Health Partners	177	20.4	20
11.	Magna International Inc.	174	24.1	20
12.	Loblaw Companies	141	14.0	14
13.	North American Staffing Services	137	19.9	20
14.	Walmart Canada	136	17.6	16
15.	Revera	133	18.8	14
16.	Royal Bank of Canada	131	14.6	18
17.	The Home Depot	127	13.8	14
18.	Charger Logistics Inc	117	18.5	20
19.	Compass Group Canada	109	19.5	20
20.	RBC	109	13.6	14
21.	Loblaw Companies Ltd - Head Office	108	12.2	9
22.	Allegis Group	108	20.0	20
23.	Scotiabank	107	18.8	20
24.	City of Brampton	107	15.2	14
25.	Lowe's	106	17.7	14
26.	Robert Half Canada Inc.	102	21.8	20
27.	ROGERS COMMUNICATIONS	102	17.3	14
28.	Revera Inc.	98	19.8	20
29.	Joseph Brant Hospital	98	13.4	7
30.	Adecco Group	94	18.5	20
31.	Peel District School Board	88	16.0	14

## TOP HOURLY WAGES IN JOB POSTINGS

What are employers willing to pay to find the perfect candidate?


# of Minimum Wage Jobs

517

	JOB TITLE	COMPANY	LOCATION	HOURLY WAGE ▾
1.	Psychologist, Psychotherapist, Or Social Worker	Brookside Psychologists	Burlington	198 
2.	Clinical Psychologist	Artemis Assessment & Treatment Centre	Burlington	180 
3.	Speech-language Pathologist	In-Home Speech Therapy	City of Mississauga	165 
4.	Board Certified Behavior Analyst	Synergy Kids	Oakville	160 
5.	Psychologists, Registered Psychotherapists And Social Worker	The Health First Group Milton	Milton	150 
6.	Environment And Regulatory Advisor	Adecco Group	City of Brampton	150 
7.	Naturopath	High Tech Physiotherapy	City of Mississauga	140 
8.	Clinical Psychologist	Healing Roots Therapy	City of Mississauga	140 
9.	\$100-\$120/hr Travel Rn For Various Provinces	911 Nurses GTA Staffing Agency	City of Mississauga	120 
10.	Speech-language Pathologist	Speech Wonders Inc.	City of Mississauga	115 
11.	\$40/hr i2i, Quality Movers i2i 647-578-6006 last minute NO PROBLEM!	Kijiji Jobs	City of Brampton	110 
				1 - 100 / 9344 < >

## TOP SALARIES IN JOB POSTINGS

What are employers willing to pay to find the perfect candidate?

	JOB TITLE	COMPANY	LOCATION	ANNUAL SALARY ▾
1.	Associate Dentist	Monarch Dentistry	City of Mississauga	346,674 
2.	Sales Executive	Blue Dot Americas	City of Mississauga	330,000 
3.	Dental Associate	Mapleview Dental Centre	Burlington	301,447 
4.	Outside Sales Representative	Pride Group Enterprises	City of Mississauga	300,000 
5.	Vice President, Biopharma Partnerships	McKesson Canada Corporation	City of Mississauga	266,600 
6.	Director - Extrusion Operational Excellence (OpEx) - Extrusion North America / Canada	Private Company	City of Mississauga	260,000 
7.	Az Owner Operators Or Drivers- Dedicated! Paid By Miles Or %	Xan systems inc	City of Brampton	250,654 
8.	Hiring AZ driver teams	NORTH X Logistics	City of Mississauga	250,000 
9.	Owner Operator Driver	ONE For Freight	City of Brampton	250,000 
10.	Sales Representative	Royal LePage	City of Brampton	250,000 
11.	...	...	...	250,000 
				1 - 100 / 11985 < >

## TOP IN-DEMAND SKILLS

How many times were these skills found in job postings?

ACTIVE JOB POSTINGS THIS MONTH

41,376



## KEY JOB REQUIREMENTS

How often are these requirements desired in job postings?

ACTIVE JOB POSTINGS THIS MONTH

41,376



Driver's License  
520



First Aid  
1,208



Regular Access to a Vehicle  
806



Criminal Record Check  
1,887



Microsoft Office  
2,614



Food Safety  
635



## JOB POSTINGS BY 4-DIGIT NOC, SKILL LEVEL, FREQUENCY & DURATION

What jobs are hard-to-fill and/or in-demand?

	4-DIGIT NOC CODE	4-DIGIT NOC LABEL	OCCUPATION'S SKILL LEVEL	POSTING COUNT ▾	AVG POSTING LENGTH IN DAYS	MEDIAN POSTING LENGTH IN DAYS
1.	6421	Retail salespersons	NOC Skill Level C	2,045	20	20
2.	7511	Transport truck drivers	NOC Skill Level C	1,942	21	15
3.	7452	Material handlers	NOC Skill Level C	1,407	22	20
4.	1241	Administrative assistants	NOC Skill Level B	1,288	29	20
5.	1221	Administrative officers	NOC Skill Level B	853	32	20
6.	6322	Cooks	NOC Skill Level B	812	35	20
7.	6552	Other customer and information services representatives	NOC Skill Level C	803	20	20
8.	0621	Retail and wholesale trade managers	NOC Skill Level A	708	21	20
9.	1311	Accounting technicians and bookkeepers	NOC Skill Level B	614	41	20
10.	6711	Food counter attendants, kitchen helpers and related support occupations	NOC Skill Level D	573	21	20
11.	3012	Registered nurses and registered psychiatric nurses	NOC Skill Level A	505	14	14
12.	6311	Food service supervisors	NOC Skill Level B	462	66	50
13.	1215	Supervisors, supply chain, tracking and scheduling co-ordination occupations	NOC Skill Level B	442	31	20
14.	7321	Automotive service technicians, truck and bus mechanics and mechanical repairers	NOC Skill Level B	428	24	20
15.	4412	Home support workers, housekeepers and related occupations	NOC Skill Level C	421	25	20
16.	1521	Shippers and receivers	NOC Skill Level C	382	20	20
17.	1414	Receptionists	NOC Skill Level C	380	19	20
18.	6211	Retail sales supervisors	NOC Skill Level B	319	36	20
19.	6731	Light duty cleaners	NOC Skill Level D	318	21	20
20.	7514	Delivery and courier service drivers	NOC Skill Level C	313	19	20
21.	1431	Accounting and related clerks	NOC Skill Level C	308	20	20
22.	1123	Professional occupations in advertising, marketing and public relations	NOC Skill Level A	302	26	20
23.	6622	Store shelf stockers, clerks and order fillers	NOC Skill Level D	301	22	20
24.	4216	Other instructors	NOC Skill Level B	264	18	20
25.	1223	Human resources and recruitment officers	NOC Skill Level B	243	28	20
26.	2171	Information systems analysts and consultants	NOC Skill Level A	240	23	20
27.	1114	Other financial officers	NOC Skill Level A	238	18	20
28.	0124	Advertising, marketing and public relations managers	NOC Skill Level A	236	30	20
					1 - 50 / 431	< >

## JOB POSTINGS BY 3-DIGIT NOC, SKILL LEVEL, FREQUENCY & DURATION

What jobs are hard to fill and/or in-demand?

	3-DIGIT NOC CODE	3-DIGIT NOC LABEL	OCCUPATION'S SKILL LEVEL	POSTING COUNT ▾	AVG POSTING LENGTH IN DAYS	MEDIAN POSTING LENGTH IN DAYS
1.	751	Motor vehicle and transit drivers	NOC Skill Level C	2,306	20	15
2.	642	Retail salespersons	NOC Skill Level C	2,045	20	20
3.	124	Office administrative assistants - general, legal and medical	NOC Skill Level B	1,467	29	20
4.	745	Longshore workers and material handlers	NOC Skill Level C	1,409	22	20
5.	122	Administrative and regulatory occupations	NOC Skill Level B	1,393	28	20
6.	632	Chefs and cooks	NOC Skill Level B	984	34	20
7.	152	Supply chain logistics, tracking and scheduling co-ordination occupations	NOC Skill Level C	834	21	20
8.	655	Customer and information services representatives	NOC Skill Level C	830	20	20
9.	217	Computer and information systems professionals	NOC Skill Level A	763	27	20
10.	062	Retail and wholesale trade managers	NOC Skill Level A	708	21	20
11.	131	Finance, insurance and related business administrative occupations	NOC Skill Level B	703	37	20
12.	111	Auditors, accountants and investment professionals	NOC Skill Level A	679	20	20
13.	112	Human resources and business service professionals	NOC Skill Level A	658	23	20
14.	673	Cleaners	NOC Skill Level D	633	20	20
15.	121	Administrative services supervisors	NOC Skill Level B	629	31	20
16.	631	Service supervisors	NOC Skill Level B	605	51	20
17.	441	Home care providers and educational support occupations	NOC Skill Level C	598	29	20
18.	421	Paraprofessional occupations in legal, social, community and education services	NOC Skill Level B	597	21	20
19.	143	Financial, insurance and related administrative support workers	NOC Skill Level C	591	20	20
20.	141	General office workers	NOC Skill Level C	574	19	20
21.	671	Food counter attendants, kitchen helpers and related support occupations	NOC Skill Level D	573	21	20
22.	301	Professional occupations in nursing	NOC Skill Level A	511	14	14
23.	732	Automotive service technicians	NOC Skill Level B	489	25	20
24.	011	Senior managers - construction, transportation, production and utilities	NOC Skill Level A	465	22	20
25.	723	Machining, metal forming, shaping and erecting trades	NOC Skill Level B	419	28	20
26.	012	Senior managers - construction, transportation, production and utilities	NOC Skill Level A	375	25	20
27.	662	Other sales support and related occupations	NOC Skill Level D	372	21	20
28.	651	Occupations in food and beverage service	NOC Skill Level C	371	19	20

## JOB POSTINGS BY 2-DIGIT NOC, SKILL LEVEL, FREQUENCY & DURATION

What jobs are hard to fill and/or in-demand?

	2-DIGIT NOC CODE	2-DIGIT NOC LABEL	OCCUPATION'S SKILL LEVEL	POSTING COUNT ▾	AVG POSTING LENGTH IN DAYS	MEDIAN POSTING LENGTH IN DAYS
1.	12	Administrative and financial supervisors and administrative occupations	NOC Skill Level B	3,512	29	20
2.	75	Transport and heavy equipment operation and related maintenance occupations	NOC Skill Level C	2,455	20	15
3.	64	Sales representatives and salespersons - wholesale and retail trade	NOC Skill Level C	2,179	20	20
4.	63	Service supervisors and specialized service occupations	NOC Skill Level B	1,952	37	20
5.	65	Service representatives and other customer and personal services occupations	NOC Skill Level C	1,651	20	20
6.	74	Other installers, repairers and servicers and material handlers	NOC Skill Level C	1,473	22	20
7.	11	Professional occupations in business and finance	NOC Skill Level A	1,337	21	20
8.	14	Office support occupations	NOC Skill Level C	1,270	19	20
9.	67	Service support and other service occupations, n.e.c.	NOC Skill Level D	1,261	21	20
10.	21	Professional occupations in natural and applied sciences	NOC Skill Level A	1,248	24	20
11.	06	Middle management occupations in retail and wholesale trade and customer services	NOC Skill Level A	1,228	23	20
12.	72	Industrial, electrical and construction trades	NOC Skill Level B	1,203	32	20
13.	22	Technical occupations related to natural and applied sciences	NOC Skill Level B	920	24	20
14.	73	Maintenance and equipment operation trades	NOC Skill Level B	897	28	20
15.	15	Distribution, tracking and scheduling co-ordination occupations	NOC Skill Level C	863	21	20
16.	01	Senior managers - construction, transportation, production and utilities	NOC Skill Level A	847	23	20
17.	62	Retail sales supervisors and specialized sales occupations	NOC Skill Level B	816	25	20
18.	13	Finance, insurance and related business administrative occupations	NOC Skill Level B	703	37	20
19.	44	Care providers and educational, legal and public protection support occupations	NOC Skill Level C	605	29	20
20.	42	Paraprofessional occupations in legal, social, community and education services	NOC Skill Level B	597	21	20
21.	32	Technical occupations in health	NOC Skill Level B	587	20	20
22.	66	Sales support occupations	NOC Skill Level D	546	20	20
23.	41	Professional occupations in law and social, community and government services	NOC Skill Level A	540	21	20
24.	30	Professional occupations in nursing	NOC Skill Level A	511	14	14
25.	31	Professional occupations in health (except nursing)	NOC Skill Level A	471	19	20
26.	52	Technical occupations in art, culture, recreation and sport	NOC Skill Level B	452	22	20
27.	07	Managers in customer and personal services, n.e.c.	NOC Skill Level A	378	22	20

## MULTILINGUAL JOB POSTINGS BY THE NUMBERS

ACTIVE POSTINGS	NEW POSTINGS	COMPANIES	JOB LANGUAGES
3,866	2,839	2,031	12

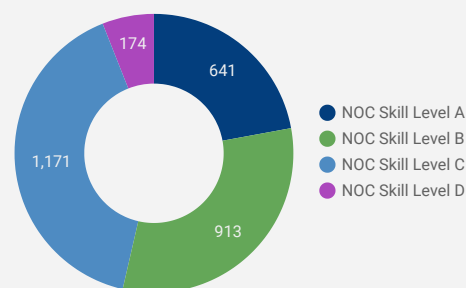
## # OF DAYS POSTED

AVERAGE	MEDIAN
19.2	20

## MULTILINGUAL JOB POSTINGS BY SKILL LEVEL

What language skills are employers looking for by occupational skill level?

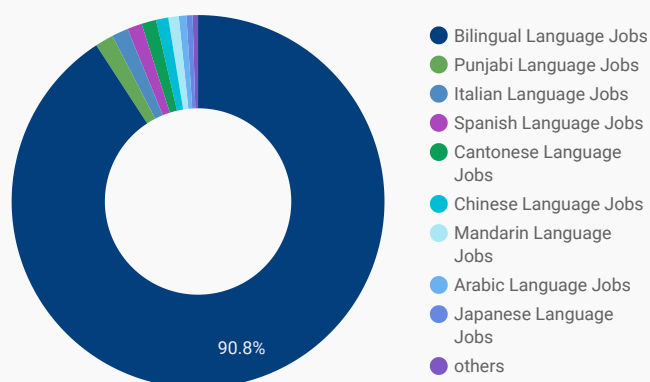
- 641 Skill Level A - Management/ Professional Occupations usually requiring University
- 913 Skill Level B - Usually college education or apprenticeship training
- 1,171 Skill Level C - Usually secondary education or occupation-specific training
- 174 Skill Level D - Usually on-the-job training



LANGUAGES	NOC Skill Level A	NOC Skill Level B	NOC Skill Level C	NOC Skill Level D
Bilingual Language Jobs	584	790	1,043	148
Punjabi Language Jobs	9	20	32	3
Italian Language Jobs	5	24	24	9
Cantonese Language Jobs	9	11	24	3
Spanish Language Jobs	7	15	21	1
Chinese Language Jobs	6	13	13	3
Mandarin Language Jobs	8	12	7	1

## LANGUAGE SKILLS BREAKDOWN

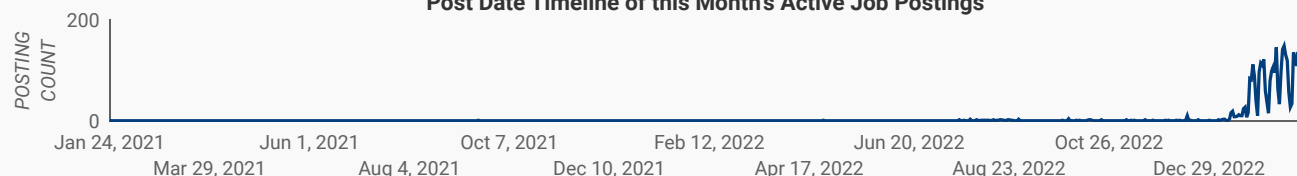
Which kinds of language skills do employers seek?



LANGUAGES	POSTING COUNT
1. Bilingual Language Jobs	3,468
2. Punjabi Language Jobs	69
3. Italian Language Jobs	66
4. Cantonese Language Jobs	56
5. Spanish Language Jobs	53
6. Chinese Language Jobs	46
7. Mandarin Language Jobs	38

1 - 12 / 12 < >

## Post Date Timeline of this Month's Active Job Postings



## LANGUAGE SKILLS BEING RECRUITED BY JOB CATEGORY

What language skills are sought by 1-Digit NOC?

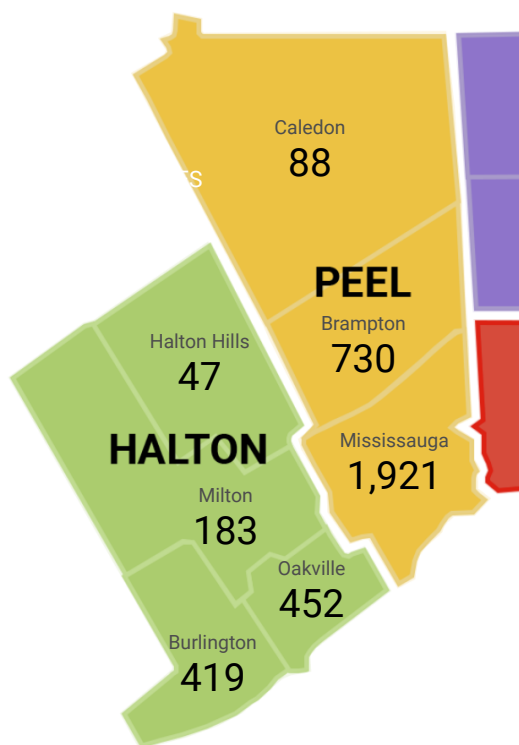
BROAD OCCUPATIONAL CATEGORY	French La...	Punjabi L...	Italian La...	Cantones...	Spanish ...	Chinese ...	Grand total
Business, finance and administration occup...	727	24	1	13	13	9	811
Health occupations	157	11		1		3	174
Management occupations	229	2	5	5	4	2	259
Natural and applied sciences and related o...	122	1		2	3	1	132
Natural resources, agriculture and related p...	11						11
Occupations in art, culture, recreation and s...	42				1		45
Occupations in education, law and social, c...	160	6	3	2		4	183
Occupations in manufacturing and utilities	44			4		2	50
Sales and service occupations	689	11	52	19	18	14	823
Trades, transport and equipment operators ...	384	9	1	1	5		411
Grand total	2,565	64	62	47	44	35	2,899

## MULTILINGUAL JOB POSTINGS BY MUNICIPALITY

What language skills are sought by 4-Digit NOC?

	MUNICIPALITY	JOB LANGUAGES ▼	AVG POSTING LENGTH IN DAYS	MEDIAN POSTING LENGTH IN DAYS
1.	City of Mississauga	1,921	22.6	20
2.	City of Brampton	730	24.7	20
3.	Oakville	452	20.3	20
4.	Burlington	419	20.2	20
5.	Milton	183	21.7	20
6.	Town of Caledon	88	26.5	20
7.	Halton Hills	47	20.0	20

	REGION	JOB LANGUAGES ▼	AVG POSTING LENGTH IN DAYS	MEDIAN POSTING LENGTH IN DAYS
1.	Peel Region	2,739	23.5	20
2.	Halton Region	1,101	20.5	20



## LANGUAGE DEMAND BY JOB

What language skills are sought by 4-Digit NOC?

	4 DIGIT NOC NAME	POSTINGS ▾
1.	Retail salespersons	195
2.	Other customer and information services ...	185
3.	Transport truck drivers	108
4.	Administrative assistants	102
5.	Material handlers	99
6.	Administrative officers	91
7.	Retail and wholesale trade managers	62
8.	Receptionists	60
9.	Cooks	60
10.	Food counter attendants, kitchen helpers ...	52
11.	Professional occupations in advertising, ...	45
12.	Insurance agents and brokers	45
13.	Delivery and courier service drivers	43
14.	Shippers and receivers	38
15.	Other instructors	37
16.	Food and beverage servers	35
17.	Accounting and related clerks	35
18.	Home support workers, housekeepers an...	33
19.	Advertising, marketing and public relation...	33
20.	Supervisors, supply chain, tracking and sc...	31
21.	Medical administrative assistants	29
22.	Other financial officers	27
23.	Dental assistants	27
24.	Business development officers and marke...	26
25.	Human resources professionals	25
26.	Automotive service technicians, truck and...	24
27.	Professional occupations in business ma...	24
28.	Human resources and recruitment officers	23
29.	Light duty cleaners	23
30.	Financial and investment analysts	23
31.	Collectors	22
		1 - 100 / 261 < >

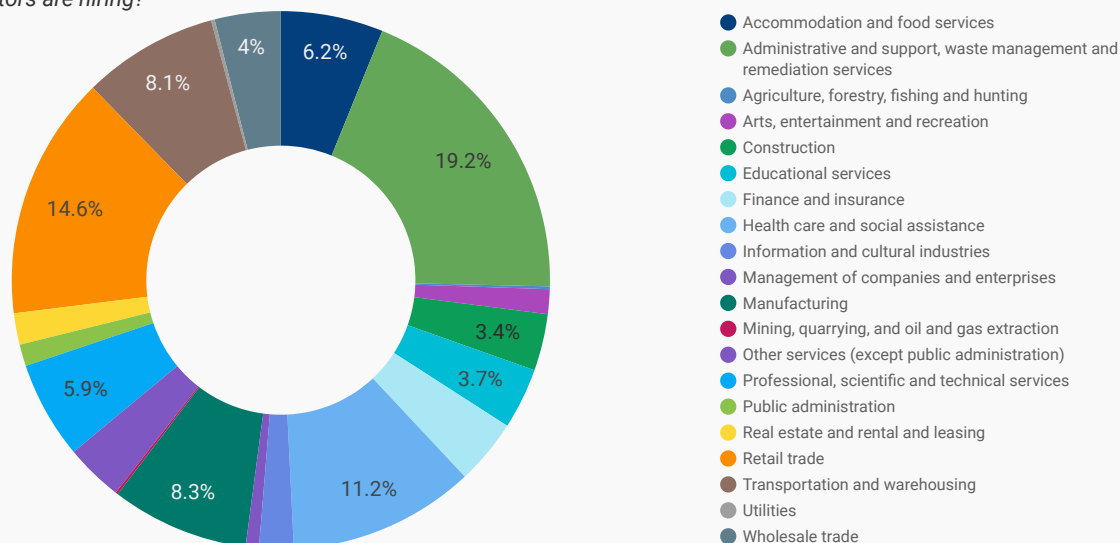
## MULTILINGUAL HIRING EMPLOYERS

Which employers are seeking multilingual candidates?

	COMPANY	POSTINGS ▾
1.	Trillium Health Partners	109
2.	Expert Staffing Solutions	37
3.	Royal Bank of Canada	31
4.	RBC	28
5.	Randstad Interim Inc.	27
6.	Peel District School Board	26
7.	TRIPLE M METAL LP	21
8.	VON Canada	19
9.	Kijiji Jobs	19
10.	Desjardins	18
11.	Force Capital Agency	17
12.	Btrust Supermarket	17
13.	Community Living Mississauga	16
14.	Bell Canada	15
15.	McKesson Canada Corporation	15
16.	Express Employment Professionals	14
17.	CANON CANADA INC.	14
18.	RBC Financial Group	14
19.	Truckker, a TPI Company	13
20.	COVENANT GROUP LTD.	13
21.	FedEx Express Canada	13
22.	The Reynolds and Reynolds Company	13
23.	Adecco Group	13
24.	Aston Carter	12
25.	GreenLife INC.	11
26.	Cogeco Connexion	11
27.	Desjardins Financial Security Independent Network - GTA West Financial Centre	11
28.	Confidential	11
		1 - 50 / 2033 < >

## TOP HIRING SECTORS BY 2-DIGIT NAICS CODE

What sectors are hiring?



	NAICS CODE	2-DIGIT NAICS LABEL	POSTING COUNT	AVG POSTING LENGTH IN DAYS	MEDIAN POSTING LENGTH IN DAYS
1.	56	Administrative and support, waste management and remediation services	6,149	20.9	20
2.	44-45	Retail trade	4,648	20.3	20
3.	62	Health care and social assistance	3,584	19.3	20
4.	48-49	Transportation and warehousing	2,859	24.9	20
5.	31-33	Manufacturing	2,615	21.7	20
6.	72	Accommodation and food services	2,351	28.1	20
7.	54	Professional, scientific and technical services	1,926	23.8	20
8.	41	Wholesale trade	1,294	23.1	20
9.	81	Other services (except public administration)	1,257	26.5	20
10.	23	Construction	1,214	28.3	20
11.	52	Finance and insurance	1,204	17.2	20
12.	61	Educational services	1,143	14.8	20
13.	51	Information and cultural industries	658	19.2	20
14.	53	Real estate and rental and leasing	592	22.2	20
15.	91	Public administration	493	21.5	20
16.	71	Arts, entertainment and recreation	478	22.2	20
17.	55	Management of companies and enterprises	252	15.4	20
18.	22	Utilities	61	18.2	20
19.	11	Agriculture, forestry, fishing and hunting	57	21.3	20
20.	21	Mining, quarrying, and oil and gas extraction	43	19.5	20

NOTE: NAICS code 56 includes Employment Agencies. Manufacturing includes codes 31-33, Retail Trade includes codes 44-45 and Transportation and Warehousing includes codes 48-49.

## TOP HIRING SECTORS BY 3-DIGIT NAICS CODE

What sectors are hiring?

	NAICS CODE	3-DIGIT NAICS LABEL	POSTING COUNT ▾	AVERAGE POSTING LENGTH IN DAYS	MEDIAN POSTING LENGTH IN DAYS
1.	561	Administrative and support services	5,989	20.9	20
2.	722	Food services and drinking places	2,090	28.9	20
3.	541	Professional, scientific and technical services	1,926	23.8	20
4.	484	Truck transportation	1,919	26.7	20
5.	621	Ambulatory health care services	1,909	19.7	20
6.	611	Educational services	1,143	14.8	20
7.	445	Food and beverage stores	1,014	21.9	20
8.	444	Building material and garden equipment and supplies dealers	732	16.4	16
9.	522	Credit intermediation and related activities	722	16.3	14
10.	623	Nursing and residential care facilities	591	19.3	20
11.	238	Specialty trade contractors	582	28.1	20
12.	441	Motor vehicle and parts dealers	578	22.7	20
13.	622	Hospitals	571	16.0	14
14.	811	Repair and maintenance	551	31.0	20
15.	311	Food manufacturing	534	22.8	20
16.	236	Construction of buildings	529	30.7	20
17.	624	Social assistance	513	21.7	20
18.	448	Clothing and clothing accessories stores	486	20.3	20
19.	713	Amusement, gambling and recreation industries	433	22.6	20
20.	812	Personal and laundry services	406	23.3	20
21.	452	General merchandise stores	403	19.7	20
22.	446	Health and personal care stores	394	19.0	20
23.	336	Transportation equipment manufacturing	388	22.6	20
24.	442	Furniture and home furnishings stores	380	22.9	20
25.	524	Insurance carriers and related activities	317	19.3	20
26.	531	Real estate	315	24.0	20
27.	453	Miscellaneous store retailers	313	20.5	20
28.	417	Machinery, equipment and supplies merchant wholesalers	297	24.6	20
29.	416	Building material and supplies merchant wholesalers	292	22.1	20
30.	488	Support activities for transportation	289	24.9	20
31.	332	Fabricated metal product manufacturing	280	24.7	20



## TOP HIRING SECTORS BY 4-DIGIT NAICS CODE

What sectors are hiring?

	NAICS CODE	4-DIGIT NAICS LABEL	POSTING COUNT ▼	AVERAGE POSTING LENGTH IN DAYS	MEDIAN POSTING DAYS IN LENGTH
1.	5613	Employment services	5,012	20.9	20
2.	7225	Full-service restaurants and limited-service eating places	1,784	30.5	20
3.	4841	General freight trucking	1,761	27.1	20
4.	4451	Grocery stores	841	20.3	20
5.	4441	Building material and supplies dealers	704	16.3	16
6.	5221	Depository credit intermediation	644	15.7	14
7.	6221	General medical and surgical hospitals	563	16.0	14
8.	5413	Architectural, engineering and related services	466	20.2	20
9.	8111	Automotive repair and maintenance	465	30.7	20
10.	5617	Services to buildings and dwellings	459	21.7	20
11.	6233	Community care facilities for the elderly	430	18.9	20
12.	7139	Other amusement and recreation industries	408	22.8	20
13.	4411	Automobile dealers	403	19.9	20
14.	6214	Out-patient care centres	400	13.5	19
15.	5415	Computer systems design and related services	400	29.5	20
16.	6213	Offices of other health practitioners	395	21.7	20
17.	4461	Health and personal care stores	394	19.0	20
18.	4521	Department stores	384	19.1	20
19.	6212	Offices of dentists	375	20.9	20
20.	4481	Clothing stores	374	19.5	20
21.	6117	Educational support services	364	10.2	4
22.	6211	Offices of physicians	350	20.8	20
23.	2361	Residential building construction	342	34.3	20
24.	5616	Investigation and security services	323	20.1	20
25.	5416	Management, scientific and technical consulting services	309	20.7	20
26.	6116	Other schools and instruction	297	21.0	20
27.	5242	Agencies, brokerages and other insurance related activities	276	19.2	20
28.	7223	Special food services	274	21.7	20
29.	8121	Personal care services	266	22.2	20
30.	5418	Advertising, public relations, and related services	260	23.7	20
31.	6216	Home health care services	257	23.9	20
					1 - 50 / 280 < >

## TOP HIRING SECTORS BY 5-DIGIT NAICS CODE

What sectors are hiring?

	NAICS CODE	5-DIGIT NAICS LABEL	POSTING COUNT ▼	AVERAGE POSTING LENGTH IN DAYS	MEDIAN POSTING LENGTH IN DAYS
1.	56131	Employment placement agencies and executive search services	4,999	20.9	20
2.	72251	Full-service restaurants and limited-service eating places	1,784	30.5	20
3.	48411	General freight trucking, local	1,280	28.0	20
4.	44511	Supermarkets and other grocery (except convenience) stores	822	20.0	20
5.	52211	Banking	626	15.6	14
6.	62211	General medical and surgical hospitals	563	16.0	14
7.	48412	General freight trucking, long distance	481	24.7	20
8.	44411	Home centres	438	16.6	20
9.	62331	Community care facilities for the elderly	430	18.9	20
10.	54151	Computer systems design and related services	400	29.5	20
11.	62149	Other out-patient care centres	387	13.3	19
12.	45211	Department stores	384	19.1	20
13.	62121	Offices of dentists	375	20.9	20
14.	61171	Educational support services	364	10.2	4
15.	54133	Engineering services	356	20.7	20
16.	62111	Offices of physicians	350	20.8	20
17.	44111	New car dealers	342	19.5	20
18.	23611	Residential building construction	342	34.3	20
19.	81111	Automotive mechanical and electrical repair and maintenance	302	34.2	20
20.	62161	Home health care services	257	23.9	20
21.	49211	Couriers	256	20.6	20
22.	55111	Management of companies and enterprises	252	15.4	20
23.	72111	Hotels (except casino hotels) and motels	249	23.0	20
24.	44211	Furniture stores	246	22.5	20
25.	44314	Electronics and appliance stores	238	20.1	20
26.	52421	Insurance agencies and brokerages	236	19.4	20
27.	56161	Investigation, guard and armoured car services	231	20.6	20
28.	62441	Child day-care services	229	22.1	20
29.	44413	Hardware stores	219	15.1	14
30.	49311	General warehousing and storage	214	21.4	20
31.	56172	Janitorial services	204	20.0	20

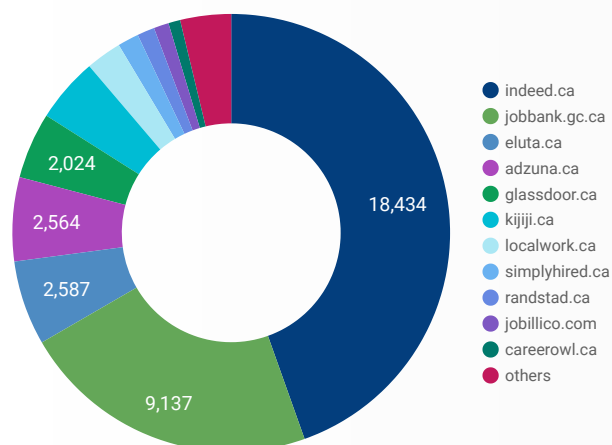
## TOP HIRING SECTORS BY 6-DIGIT NAICS CODE

What sectors are hiring?

	NAICS CODE	6-DIGIT NAICS LABEL	POSTING COUNT ▾	AVG POSTING LENGTH IN DAYS	MEDIAN POSTING LENGTH IN DAYS
1.	561310	Employment placement agencies and executive search services	4,999	20.9	20
2.	484110	General freight trucking, local	1,280	28.0	20
3.	722511	Full-service restaurants	957	29.1	20
4.	722512	Limited-service eating places	827	32.1	20
5.	445110	Supermarkets and other grocery (except convenience) stores	822	20.0	20
6.	622111	General (except paediatric) hospitals	562	16.0	14
7.	444110	Home centres	438	16.6	20
8.	623310	Community care facilities for the elderly	430	18.9	20
9.	522112	Corporate and institutional banking industry	419	16.5	20
10.	541514	Computer systems design and related services (except video game design and development)	400	29.5	20
11.	452110	Department stores	384	19.1	20
12.	621210	Offices of dentists	375	20.9	20
13.	611710	Educational support services	364	10.2	4
14.	541330	Engineering services	356	20.7	20
15.	621110	Offices of physicians	350	20.8	20
16.	236110	Residential building construction	342	34.3	20
17.	441110	New car dealers	342	19.5	20
18.	621494	Community health centres	337	12.5	15
19.	484121	General freight trucking, long distance, truck-load	296	23.9	20
20.	811111	General automotive repair	289	34.0	20
21.	621610	Home health care services	257	23.9	20
22.	492110	Couriers	256	20.6	20
23.	442110	Furniture stores	246	22.5	20
24.	721111	Hotels	245	23.1	20
25.	524210	Insurance agencies and brokerages	236	19.4	20
26.	551114	Head offices	234	15.3	20
27.	624410	Child day-care services	229	22.1	20
28.	444130	Hardware stores	219	15.1	14
29.	493110	General warehousing and storage	214	21.4	20
30.	522111	Personal and commercial banking industry	207	13.8	14
31.	515210	Pay and specialty television	202	17.6	20

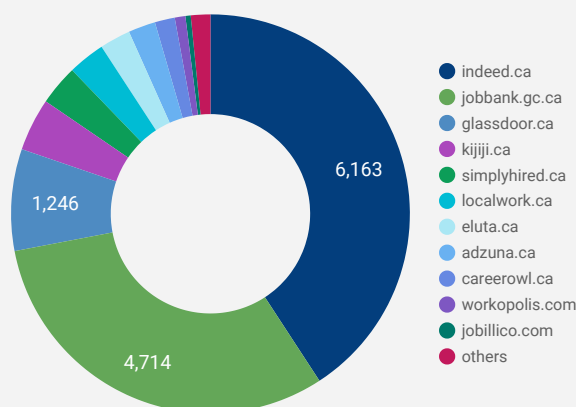
## JOB POSTINGS BY JOB BOARD

What share of unique job postings appear on each job board?



## COMPANIES BY JOB BOARD

What share of unique job postings appear on each job board?



## JOB POSTING DETAILS BY JOB BOARD

How does job posting activity differ by job board?

	JOB BOARD	POSTING COUNT	AVG POSTING LENGTH IN DAYS	MEDIAN POSTING LENGTH IN DAYS	# OF COMPANIES
1.	indeed.ca	18,434	19	20	6,163
2.	jobbank.gc.ca	9,137	47	30	4,714
3.	eluta.ca	2,587	20	20	378
4.	adzuna.ca	2,564	14	14	333
5.	glassdoor.ca	2,024	20	20	1,246
6.	kijiji.ca	1,978	15	15	647
7.	localwork.ca	1,093	13	8	454
8.	simplyhired.ca	646	19	20	493
9.	randstad.ca	532	45	50	1
10.	jobillico.com	459	24	15	65
11.	careerowl.ca	362	153	125	245
12.	network.applytoeducation.com	315	4	4	9
13.	rncareers.ca	291	11	3	47
14.	careerarc.com	266	35	15	23
15.	careerbuilder.ca	220	33	30	32
16.	workopolis.com	138	114	113.5	130
17.	retail.ca	56	26	16	20
18.	charityvillage.com	34	15	15	24