

JOB DEMAND REPORT

JANUARY 2023

HIGHLIGHTS

JOB POSTINGS BY THE NUMBERS

TOTAL POSTINGS	NEW THIS MONTH	COMPANIES	JOB BOARDS
40,397	25,273	11,677	37

OF DAYS POSTED

AVERAGE	MEDIAN
23.0	20

REPORT BUILDER

The default filter selection below will show all job demand data for the month. You can use the filters to create a customized report for the purpose of understanding a subset of the data.

OCCUPATION FILTERS

SKILL TYPE NAME / 1-DIGIT NOC	▼
MAJOR GROUP / 2-DIGIT NOC	▼
MINOR GROUP / 3-DIGIT NOC	▼
UNIT GROUP / 4-DIGIT NOC	▼
SKILL LEVEL	▼
JOB TYPE	▼
JOB DURATION	▼
ADDITIONAL LANGUAGE	▼
SPECIFIC JOB TAGS	▼

INDUSTRY/SECTOR FILTERS

HIRING SECTOR BY 2-DIGIT NAICS CODE	▼
HIRING SECTOR BY 3-DIGIT NAICS CODE	▼
HIRING SECTOR BY 4-DIGIT NAICS CODE	▼
HIRING SECTOR BY 5-DIGIT NAICS CODE	▼
HIRING SECTOR BY 6-DIGIT NAICS CODE	▼

OTHER FILTERS

MUNICIPALITY	▼
REGION	▼
JOB BOARD	▼

NOC = National Occupation Classification | NAICS = North American Industry Classification System

Page 1 of 20

Source:

Job posting data collected by the Peel Halton Workforce Development Group from job boards and employer websites that recruit candidates in Peel and Halton Regions.

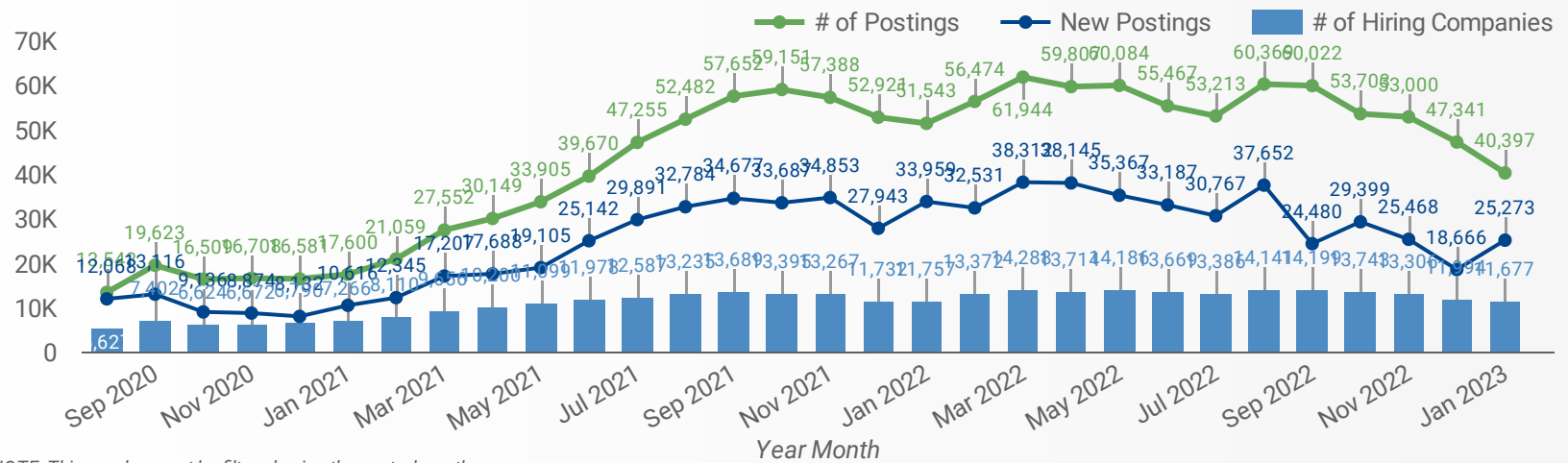


This Employment Ontario service is funded in part by the Government of Canada and the Government of Ontario.

Ce service Emploi Ontario est financé en partie par le gouvernement du Canada et le gouvernement de l'Ontario.

JOB POSTINGS BY MONTH FOR PEEL & HALTON REGIONS

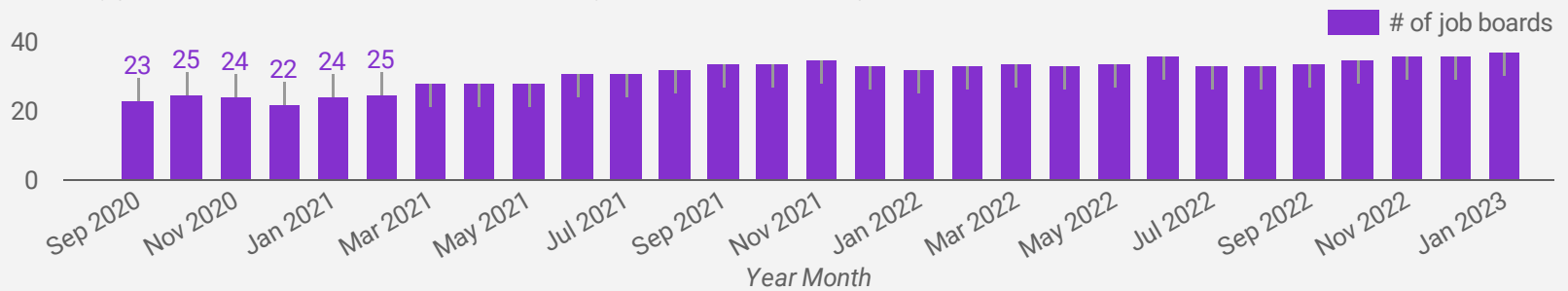
How many job postings were active for at least 1 day this month?



NOTE: This graph cannot be filtered using the controls on the cover page

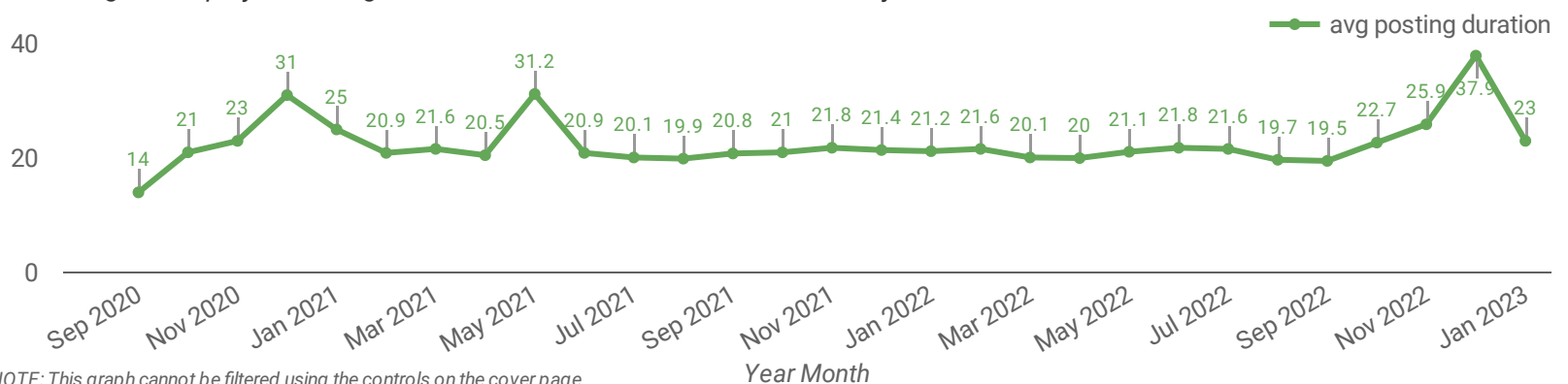
NUMBER OF ACTIVE JOB BOARDS

How many job postings were active for at least 1 day this month on these job boards?



AVERAGE POSTING LENGTH BY DAYS

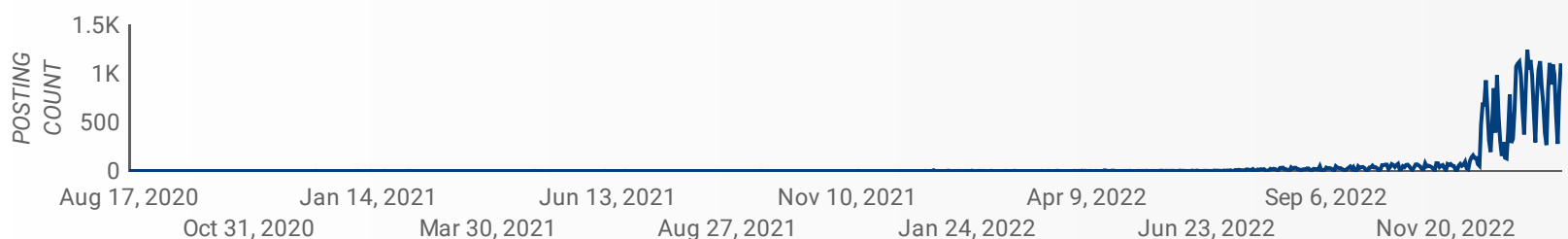
How long are employers having to recruit for to find candidates to fill their job vacancies?



NOTE: This graph cannot be filtered using the controls on the cover page

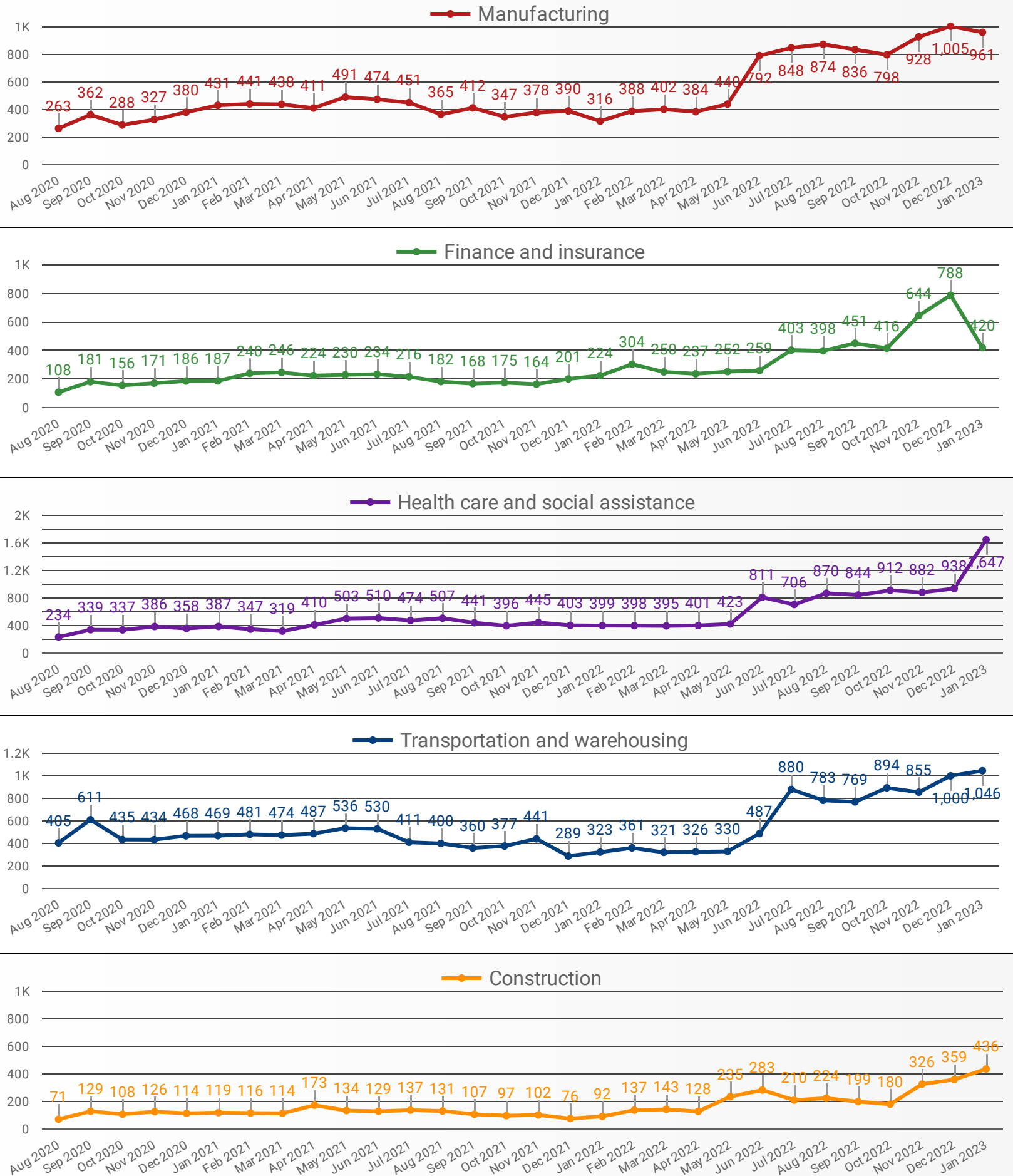
POST DATE TIMELINE FOR THIS MONTH'S ACTIVE JOB POSTINGS

How many job postings were active for at least 1 day this month?



DEMAND BY KEY SECTOR (PEEL & HALTON REGIONS)

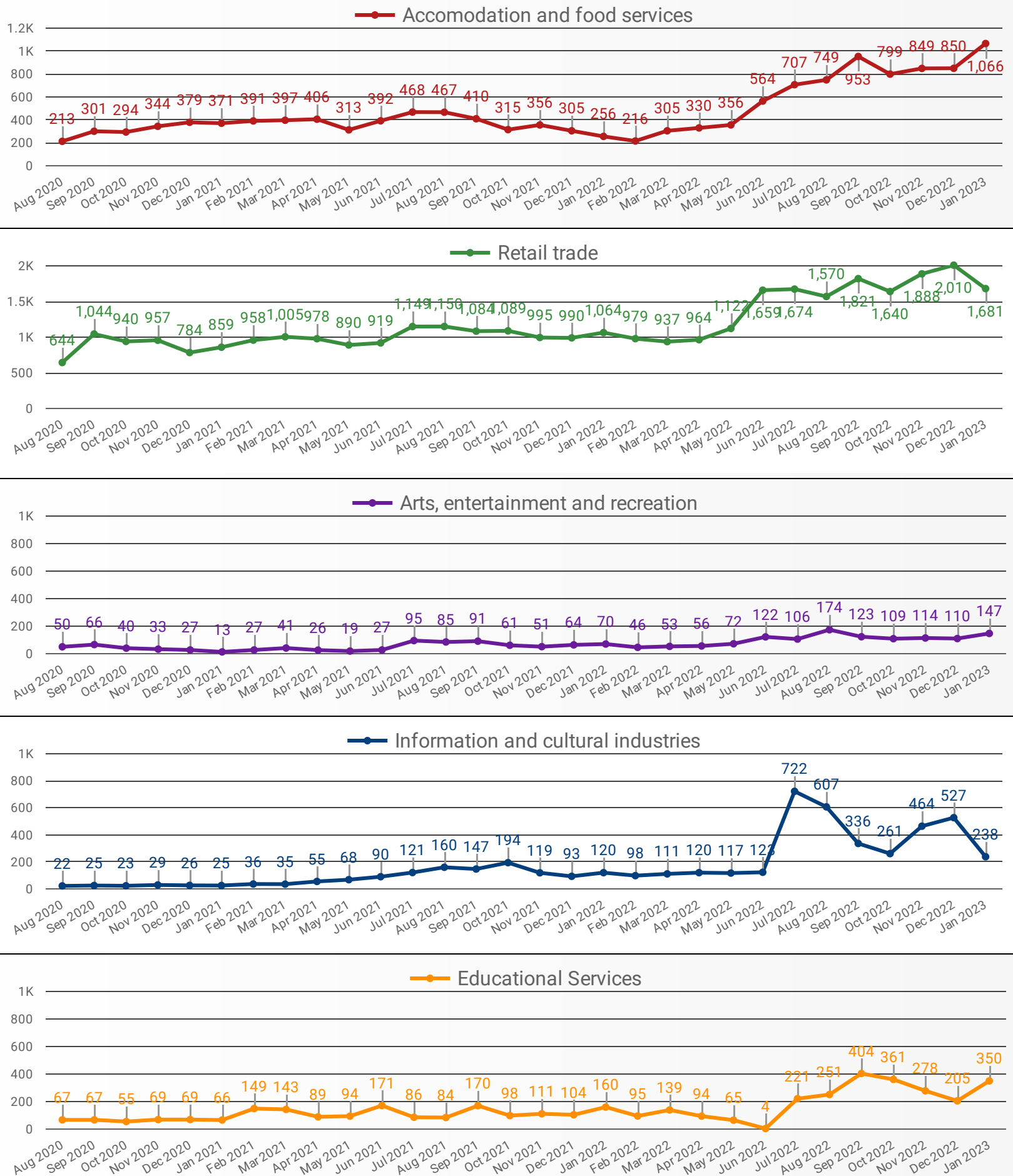
How many job postings were active for at least 1 day this month by sector?



NOTE: This graph cannot be filtered using the controls on the cover page

DEMAND BY IMPACTED SECTOR (PEEL & HALTON REGIONS)

How many job postings were active for at least 1 day this month by sector?



NOTE: This graph cannot be filtered using the controls on the cover page

JOB POSTINGS BY REGION

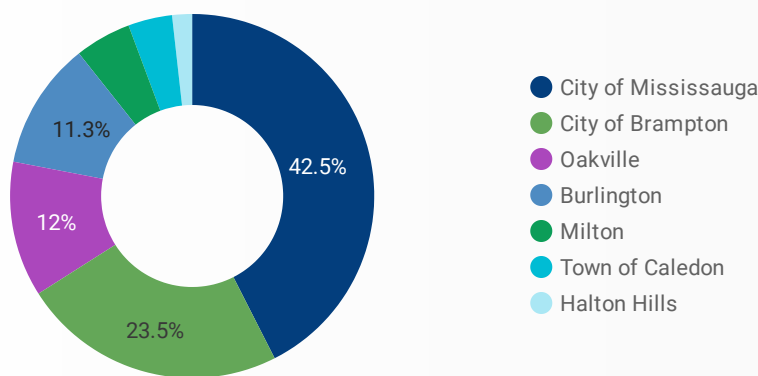
Where are job opportunities being offered?

	REGION	POSTING COUNT	AVG POSTING LENGTH IN DAYS	MEDIAN POSTING LENGTH IN DAYS
1.	Peel Region	28,038	23.9	20
2.	Halton Region	12,071	21.1	20

JOB POSTINGS BY MUNICIPALITY

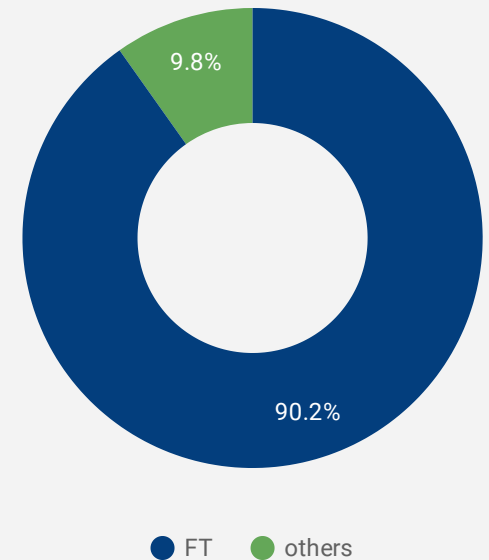
Where are job opportunities being offered?

	MUNICIPALITY	POSTING COUNT	AVG POSTING LENGTH IN DAYS	MEDIAN POSTING LENGTH IN DAYS
1.	City of Mississauga	17,052	23.3	20
2.	City of Brampton	9,416	24.9	20
3.	Oakville	4,825	19.7	20
4.	Burlington	4,533	21.6	20
5.	Milton	2,003	22.7	20
6.	Town of Caledon	1,570	25.2	20
7.	Halton Hills	710	23.0	20



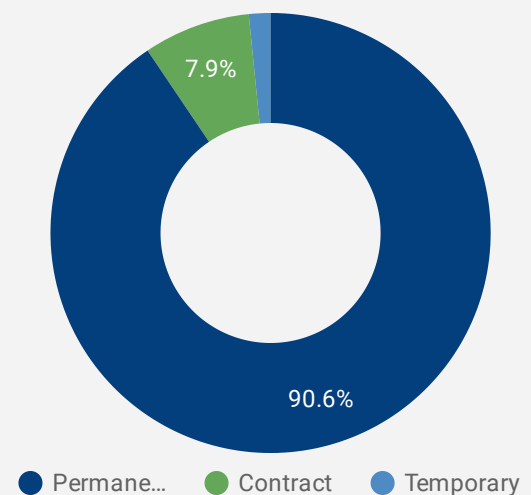
JOB TYPE

Full-time vs Part-time



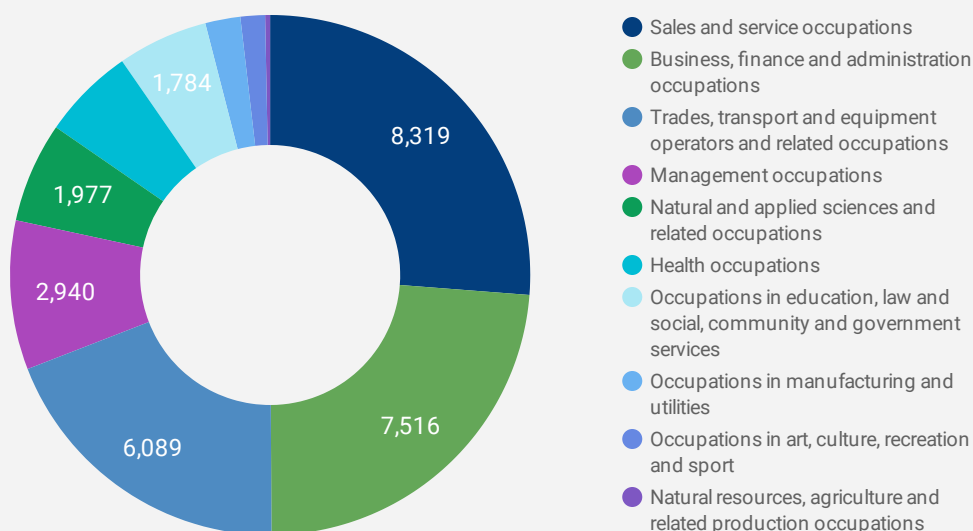
JOB DURATION

Permanency of jobs posted



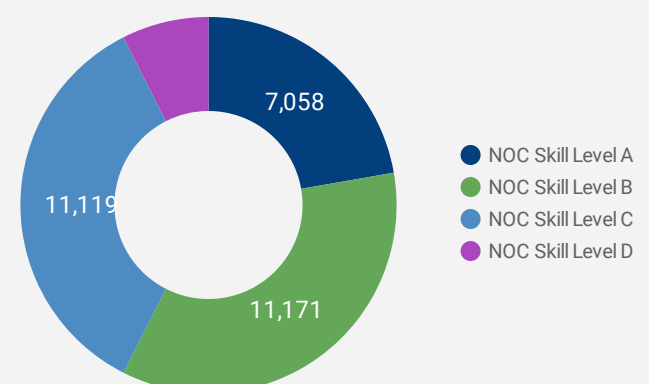
JOB POSTINGS BY JOB CATEGORY

What broad occupational category is being recruited?



JOB POSTS BY SKILL LEVEL

What education do occupations typically require?



Skill Level A = Usually University education | Skill Level B = Usually College education or Apprenticeship training | Skill Level C = Usually Secondary education or occupation-specific training | Skill Level D = Usually on-the-job training

TOP HIRING COMPANIES & AGENCIES

What companies are hiring?

	COMPANY	POSTINGS ▾	AVERAGE POSTING DURATION IN DAYS	MEDIAN POSTING DURATION IN DAYS
1.	Randstad Interim Inc.	797	53.4	35
2.	Loblaw Companies Limited	290	20.3	20
3.	Halton Healthcare Services	261	15.6	17
4.	Peel District School Board	242	7.1	4
5.	Halton Healthcare	235	19.6	20
6.	AppleOne	199	19.5	20
7.	Halton Healthcare Services Corporation	195	14.0	14
8.	The Home Depot Canada	166	16.0	16
9.	Aerotek	166	20.1	20
10.	Trillium Health Partners	154	19.8	19
11.	Loblaw Companies Ltd - Head Office	149	16.0	13
12.	Compass Group Canada	147	18.3	20
13.	Walmart Canada	146	16.3	14
14.	Allegis Group	137	19.9	20
15.	Scotiabank	133	16.2	19
16.	William Osler Health System	125	19.8	20
17.	North American Staffing Services	121	19.8	20
18.	Magna International Inc.	119	23.4	20
19.	Charger Logistics Inc	119	17.4	20
20.	Revera	116	15.2	14
21.	Robert Half Canada Inc.	116	15.4	14
22.	ROGERS COMMUNICATIONS	113	15.1	14
23.	Royal Bank of Canada	112	19.0	20
24.	Lowe's	112	17.3	14
25.	Revera Inc.	110	20.0	20
26.	Loblaw Companies	106	14.0	14
27.	RBC	104	13.5	14
28.	Halton District School Board	100	3.2	2
29.	TJX Canada - Winners, Marshalls, HomeSense	96	13.8	14
30.	City of Brampton	92	17.4	19
31.	City of Mississauga	88	17.1	22

TOP HOURLY WAGES IN JOB POSTINGS

What are employers willing to pay to find the perfect candidate?

of Minimum Wage Jobs
412

	JOB TITLE	COMPANY	LOCATION	HOURLY WAGE ▾
1.	Pediatrician	Cawthra Health Centre Inc.	City of Mississauga	160
2.	Birth Doula	The WOMB	Milton	150
3.	Room For Rent In Health Clinic	Kevlar Performance & Rehab	Burlington	150
4.	Server And Bartender	Shoeless Joe's Sports Grill Brant St	Burlington	150
5.	Board Certified Behaviour Analyst (bcba)	Teach Me My Way Services	City of Mississauga	120
6.	\$100-\$120/hr Travel Rn For Various Provinces	911 Nurses GTA Staffing Agency	City of Mississauga	120
7.	Speech-language Pathologist	Speech Wonders Inc.	City of Mississauga	115
8.	Speech-language Pathologist	Speech Journeys	City of Mississauga	110
9.	Registered Psychotherapist Or Registered Social Worker-adults And Couples	Milton Psychotherapy Centre	Milton	110
10.	P3 - Enterprise Agile Planning Product Owner	Randstad Interim Inc.	City of Mississauga	105
11.	P3 - Enterprise Agile Program Manager	Randstad Interim Inc.	City of Mississauga	105
12.	P3 - Senior Project Manager -	Randstad Interim Inc.	City of Mississauga	105

1 - 100 / 7452 < >

TOP SALARIES IN JOB POSTINGS

What are employers willing to pay to find the perfect candidate?

	JOB TITLE	COMPANY	LOCATION	ANNUAL SALARY ▾
1.	Hiring Drivers & Owner Operators! Busy Year Round And Good Pay\$	Cargo County Group	City of Mississauga	350,000
2.	Real Estate Agent - Top 0.5% Team Gta	Kingdom Realty Group	City of Mississauga	350,000
3.	Real Estate Agent - Top 0.5% Team Gta	Team Kingdom Realty Group	City of Mississauga	350,000
4.	Associate Dentist	Milton Central Family Dentistry	Milton	321,995
5.	Dental Associate	Mapleview Dental Centre	Burlington	301,447
6.	Vice President, Biopharma Partnerships	McKesson Canada Corporation	City of Mississauga	266,600
7.	Director - Extrusion Operational Excellence (OpEx) - Extrusion North America / Canada	Private Company	City of Mississauga	260,000
8.	Senior Regional Sales Rep	Magic Windows & Doors	City of Mississauga	250,000
9.	Mortgage Agent	Go to Mortgage Inc	Oakville	250,000
10.	Regional Sales Representative	Ontario Smart Energy	City of Mississauga	250,000

1 - 100 / 9054 < >

TOP IN-DEMAND SKILLS

How many times were these skills found in job postings?

ACTIVE JOB POSTINGS THIS MONTH

40,397



KEY JOB REQUIREMENTS

How often are these requirements desired in job postings?

ACTIVE JOB POSTINGS THIS MONTH

40,397



Driver's License

475



First Aid

1,022



Regular Access to a Vehicle

735



Criminal Record Check

1,676



Microsoft Office

2,058



Food Safety

513

JOB POSTINGS BY 4-DIGIT NOC, SKILL LEVEL, FREQUENCY & DURATION

What jobs are hard-to-fill and/or in-demand?

	4-DIGIT NOC CODE	4-DIGIT NOC LABEL	OCCUPATION'S SKILL LEVEL	POSTING COUNT ▾	AVG POSTING LENGTH IN DAYS	MEDIAN POSTING LENGTH IN DAYS
1.	6421	Retail salespersons	NOC Skill Level C	1,976	19	20
2.	7511	Transport truck drivers	NOC Skill Level C	1,830	20	15
3.	7452	Material handlers	NOC Skill Level C	1,480	25	20
4.	1241	Administrative assistants	NOC Skill Level B	1,145	32	20
5.	1221	Administrative officers	NOC Skill Level B	861	38	20
6.	6552	Other customer and information services representatives	NOC Skill Level C	846	20	20
7.	6322	Cooks	NOC Skill Level B	802	36	20
8.	0621	Retail and wholesale trade managers	NOC Skill Level A	718	21	20
9.	6711	Food counter attendants, kitchen helpers and related support occupations	NOC Skill Level D	608	20	20
10.	1311	Accounting technicians and bookkeepers	NOC Skill Level B	595	48	20
11.	3012	Registered nurses and registered psychiatric nurses	NOC Skill Level A	509	16	17
12.	6311	Food service supervisors	NOC Skill Level B	450	62	35
13.	1215	Supervisors, supply chain, tracking and scheduling co-ordination occupations	NOC Skill Level B	442	30	20
14.	4412	Home support workers, housekeepers and related occupations	NOC Skill Level C	435	28	20
15.	7321	Automotive service technicians, truck and bus mechanics and mechanical repairers	NOC Skill Level B	431	25	20
16.	1414	Receptionists	NOC Skill Level C	366	19	20
17.	1521	Shippers and receivers	NOC Skill Level C	349	21	20
18.	6622	Store shelf stockers, clerks and order fillers	NOC Skill Level D	345	22	20
19.	1431	Accounting and related clerks	NOC Skill Level C	324	19	20
20.	7514	Delivery and courier service drivers	NOC Skill Level C	318	23	20
21.	6211	Retail sales supervisors	NOC Skill Level B	314	41	20
22.	1123	Professional occupations in advertising, marketing and public relations	NOC Skill Level A	296	24	20
23.	6731	Light duty cleaners	NOC Skill Level D	275	19	20
24.	4216	Other instructors	NOC Skill Level B	263	18	20
25.	2171	Information systems analysts and consultants	NOC Skill Level A	253	23	20
26.	0111	Financial managers	NOC Skill Level A	248	19	20
27.	1112	Financial and investment analysts	NOC Skill Level A	237	19	20
28.	1223	Human resources and recruitment officers	NOC Skill Level B	233	24	20

JOB POSTINGS BY 3-DIGIT NOC, SKILL LEVEL, FREQUENCY & DURATION

What jobs are hard to fill and/or in-demand?

	3-DIGIT NOC CODE	3-DIGIT NOC LABEL	OCCUPATION'S SKILL LEVEL	POSTING COUNT ▾	AVG POSTING LENGTH IN DAYS	MEDIAN POSTING LENGTH IN DAYS
1.	751	Motor vehicle and transit drivers	NOC Skill Level C	2,189	21	15
2.	642	Retail salespersons	NOC Skill Level C	1,976	19	20
3.	745	Longshore workers and material handlers	NOC Skill Level C	1,481	25	20
4.	122	Administrative and regulatory occupations	NOC Skill Level B	1,381	32	20
5.	124	Office administrative assistants - general, legal and medical	NOC Skill Level B	1,326	31	20
6.	632	Chefs and cooks	NOC Skill Level B	963	35	20
7.	655	Customer and information services representatives	NOC Skill Level C	871	20	20
8.	152	Supply chain logistics, tracking and scheduling co-ordination occupations	NOC Skill Level C	792	22	20
9.	217	Computer and information systems professionals	NOC Skill Level A	747	24	19
10.	062	Retail and wholesale trade managers	NOC Skill Level A	718	21	20
11.	131	Finance, insurance and related business administrative occupations	NOC Skill Level B	703	41	20
12.	111	Auditors, accountants and investment professionals	NOC Skill Level A	692	19	20
13.	112	Human resources and business service professionals	NOC Skill Level A	657	22	20
14.	121	Administrative services supervisors	NOC Skill Level B	619	29	20
15.	671	Food counter attendants, kitchen helpers and related support occupations	NOC Skill Level D	608	20	20
16.	441	Home care providers and educational support occupations	NOC Skill Level C	598	29	20
17.	673	Cleaners	NOC Skill Level D	595	20	20
18.	143	Financial, insurance and related administrative support workers	NOC Skill Level C	592	19	20
19.	141	General office workers	NOC Skill Level C	589	19	20
20.	631	Service supervisors	NOC Skill Level B	580	51	20
21.	421	Paraprofessional occupations in legal, social, community and education services	NOC Skill Level B	577	21	20
22.	301	Professional occupations in nursing	NOC Skill Level A	517	16	18
23.	732	Automotive service technicians	NOC Skill Level B	476	26	20
24.	011	Senior managers - construction, transportation, production and utilities	NOC Skill Level A	470	22	20
25.	662	Other sales support and related occupations	NOC Skill Level D	415	22	20
26.	321	Medical technologists and technicians (except dental health)	NOC Skill Level B	386	19	20
27.	723	Machining, metal forming, shaping and erecting trades	NOC Skill Level B	364	30	20
28.	651	Occupations in food and beverage service	NOC Skill Level C	343	20	20

JOB POSTINGS BY 2-DIGIT NOC, SKILL LEVEL, FREQUENCY & DURATION

What jobs are hard to fill and/or in-demand?

	2-DIGIT NOC CODE	2-DIGIT NOC LABEL	OCCUPATION'S SKILL LEVEL	POSTING COUNT ▾	AVG POSTING LENGTH IN DAYS	MEDIAN POSTING LENGTH IN DAYS
1.	12	Administrative and financial supervisors and administrative occupations	NOC Skill Level B	3,336	31	20
2.	75	Transport and heavy equipment operation and related maintenance occupations	NOC Skill Level C	2,335	21	16
3.	64	Sales representatives and salespersons - wholesale and retail trade	NOC Skill Level C	2,112	19	20
4.	63	Service supervisors and specialized service occupations	NOC Skill Level B	1,905	35	20
5.	65	Service representatives and other customer and personal services occupations	NOC Skill Level C	1,635	20	20
6.	74	Other installers, repairers and servicers and material handlers	NOC Skill Level C	1,539	26	20
7.	11	Professional occupations in business and finance	NOC Skill Level A	1,349	20	20
8.	14	Office support occupations	NOC Skill Level C	1,286	19	20
9.	67	Service support and other service occupations, n.e.c.	NOC Skill Level D	1,255	20	20
10.	06	Middle management occupations in retail and wholesale trade and customer services	NOC Skill Level A	1,191	23	20
11.	21	Professional occupations in natural and applied sciences	NOC Skill Level A	1,183	22	19
12.	72	Industrial, electrical and construction trades	NOC Skill Level B	1,068	38	20
13.	73	Maintenance and equipment operation trades	NOC Skill Level B	885	29	20
14.	15	Distribution, tracking and scheduling co-ordination occupations	NOC Skill Level C	842	22	20
15.	62	Retail sales supervisors and specialized sales occupations	NOC Skill Level B	828	26	20
16.	01	Senior managers - construction, transportation, production and utilities	NOC Skill Level A	813	23	20
17.	22	Technical occupations related to natural and applied sciences	NOC Skill Level B	794	25	20
18.	13	Finance, insurance and related business administrative occupations	NOC Skill Level B	703	41	20
19.	32	Technical occupations in health	NOC Skill Level B	612	19	20
20.	44	Care providers and educational, legal and public protection support occupations	NOC Skill Level C	606	29	20
21.	66	Sales support occupations	NOC Skill Level D	584	21	20
22.	42	Paraprofessional occupations in legal, social, community and education services	NOC Skill Level B	577	21	20
23.	30	Professional occupations in nursing	NOC Skill Level A	517	16	18
24.	41	Professional occupations in law and social, community and government services	NOC Skill Level A	493	22	20
25.	52	Technical occupations in art, culture, recreation and sport	NOC Skill Level B	401	22	20
26.	31	Professional occupations in health (except nursing)	NOC Skill Level A	388	20	20
27.	07	Managers in customer and personal services, n.e.c.	NOC Skill Level A	357	22	20

MULTILINGUAL JOB POSTINGS BY THE NUMBERS

ACTIVE POSTINGS
2,400

NEW POSTINGS
1,308

COMPANIES
1,271

JOB LANGUAGES
12

OF DAYS POSTED

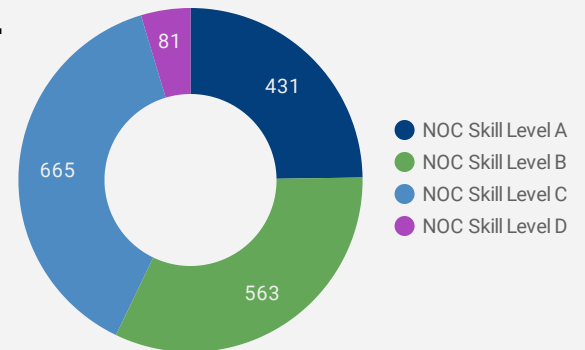
AVERAGE
20.2

MEDIAN
20

MULTILINGUAL JOB POSTINGS BY SKILL LEVEL

What language skills are employers looking for by occupational skill level?

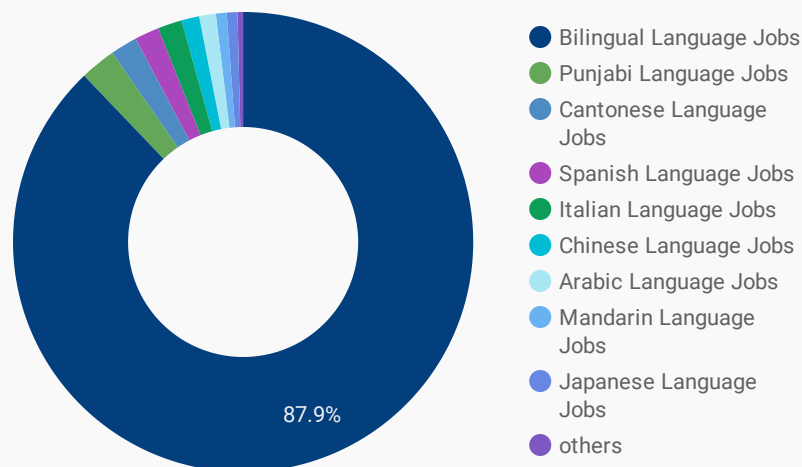
- 431** Skill Level A - Management/ Professional Occupations usually requiring University
- 563** Skill Level B - Usually college education or apprenticeship training
- 665** Skill Level C - Usually secondary education or occupation-specific training
- 81** Skill Level D - Usually on-the-job training



LANGUAGES	NOC Skill Level A	NOC Skill Level B	NOC Skill Level C	NOC Skill Level D
Bilingual Language Jobs	376	453	578	65
Punjabi Language Jobs	7	23	17	4
Cantonese Language Jobs	8	14	24	1
Italian Language Jobs	4	18	14	6
Spanish Language Jobs	9	14	11	2
Chinese Language Jobs	6	13	11	1
Arabic Language Jobs	10	8	2	1

LANGUAGE SKILLS BREAKDOWN

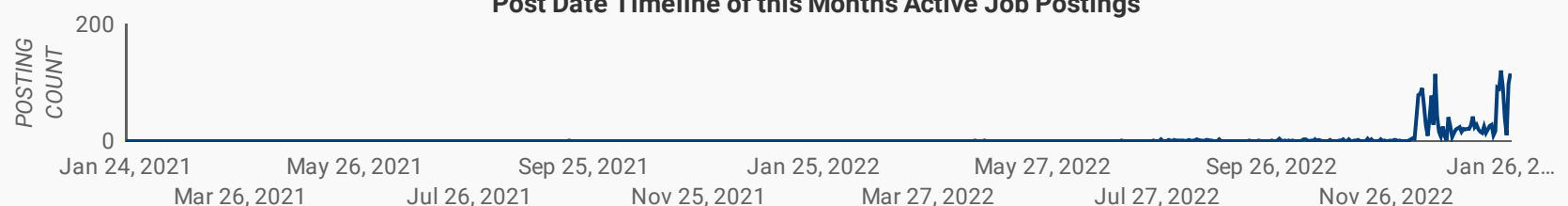
Which kinds of language skills do employers seek?



LANGUAGES	POSTING COUNT
1. Bilingual Language Jobs	2,088
2. Punjabi Language Jobs	57
3. Cantonese Language Jobs	51
4. Italian Language Jobs	47
5. Spanish Language Jobs	42
6. Chinese Language Jobs	36
7. Arabic Language Jobs	27

1 - 12 / 12 < >

Post Date Timeline of this Month's Active Job Postings



LANGUAGE SKILLS BEING RECRUITED BY JOB CATEGORY

What language skills are sought by 1-Digit NOC?

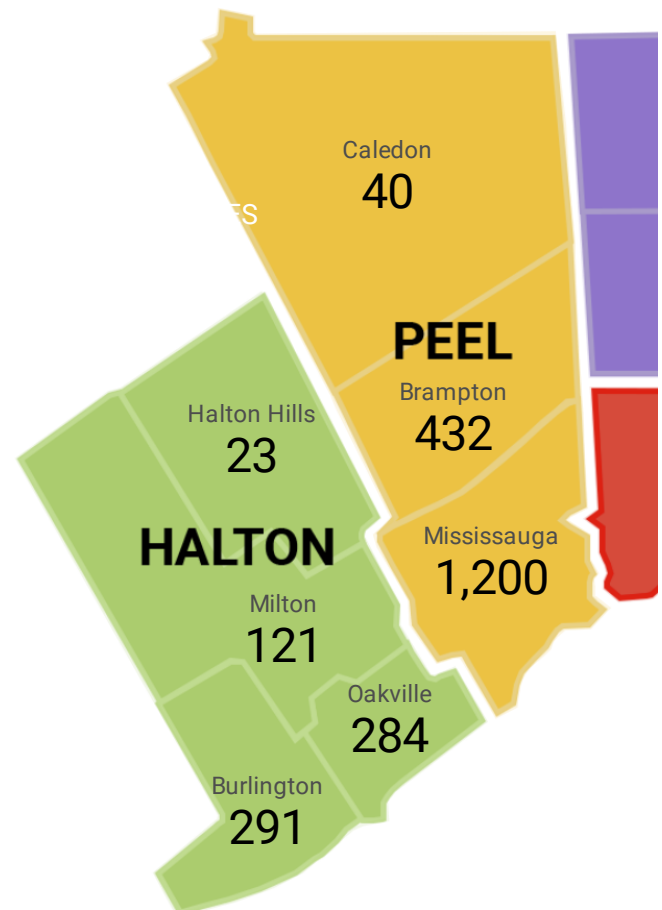
BROAD OCCUPATIONAL CATEGORY	French La...	Punjabi L...	Cantones...	Italian La...	Spanish ...	Chinese ...	Grand total
Business, finance and administration occu...	459	22	11	1	13	3	533
Health occupations	78	8	2		1	4	94
Management occupations	139		5	3	5	1	164
Natural and applied sciences and related o...	95		1		3	1	101
Natural resources, agriculture and related ...	3						3
Occupations in art, culture, recreation and ...	14	2	2		1		21
Occupations in education, law and social, ...	87	4	3	2		9	109
Occupations in manufacturing and utilities	15		1			1	17
Sales and service occupations	407	8	21	36	9	10	504
Trades, transport and equipment operator...	175	7	1		4	2	194
Grand total	1,472	51	47	42	36	31	1,740

MULTILINGUAL JOB POSTINGS BY MUNICIPALITY

What language skills are sought by 4-Digit NOC?

MUNICIPALITY	JOB LANGUAGES	AVG POSTING LENGTH IN DAYS	MEDIAN POSTING LENGTH IN DAYS
1. City of Mississauga	1,200	23.3	20
2. City of Brampton	432	24.9	20
3. Burlington	291	21.6	20
4. Oakville	284	19.7	20
5. Milton	121	22.7	20
6. Town of Caledon	40	25.2	20
7. Halton Hills	23	23.0	20

REGION	JOB LANGUAGES	AVG POSTING LENGTH IN DAYS	MEDIAN POSTING LENGTH IN DAYS
1. Peel Region	1,672	23.9	20
2. Halton Region	719	21.1	20



LANGUAGE DEMAND BY JOB

What language skills are sought by 4-Digit NOC?

	4 DIGIT NOC NAME	POSTINGS ▾
1.	Other customer and information service...	136
2.	Retail salespersons	105
3.	Administrative assistants	63
4.	Administrative officers	63
5.	Material handlers	62
6.	Cooks	46
7.	Transport truck drivers	45
8.	Retail and wholesale trade managers	40
9.	Professional occupations in advertising, ...	31
10.	Insurance agents and brokers	29
11.	Food counter attendants, kitchen helpers...	28
12.	Other financial officers	27
13.	Advertising, marketing and public relatio...	27
14.	Receptionists	25
15.	Home support workers, housekeepers an...	23
16.	Accounting and related clerks	22
17.	Supervisors, supply chain, tracking and s...	22
18.	Delivery and courier service drivers	22
19.	Other instructors	22
20.	Food and beverage servers	21
21.	Professional occupations in business m...	20
22.	Human resources professionals	20
23.	Human resources and recruitment officers	20
24.	Information systems analysts and consu...	19
25.	User support technicians	19
26.	Financial and investment analysts	18
27.	Chefs	17
28.	Light duty cleaners	17
29.	Business development officers and mark...	17
30.	General office support workers	17
31.	Accounting technicians and bookkeepers	16
		1 - 100 / 213 < >

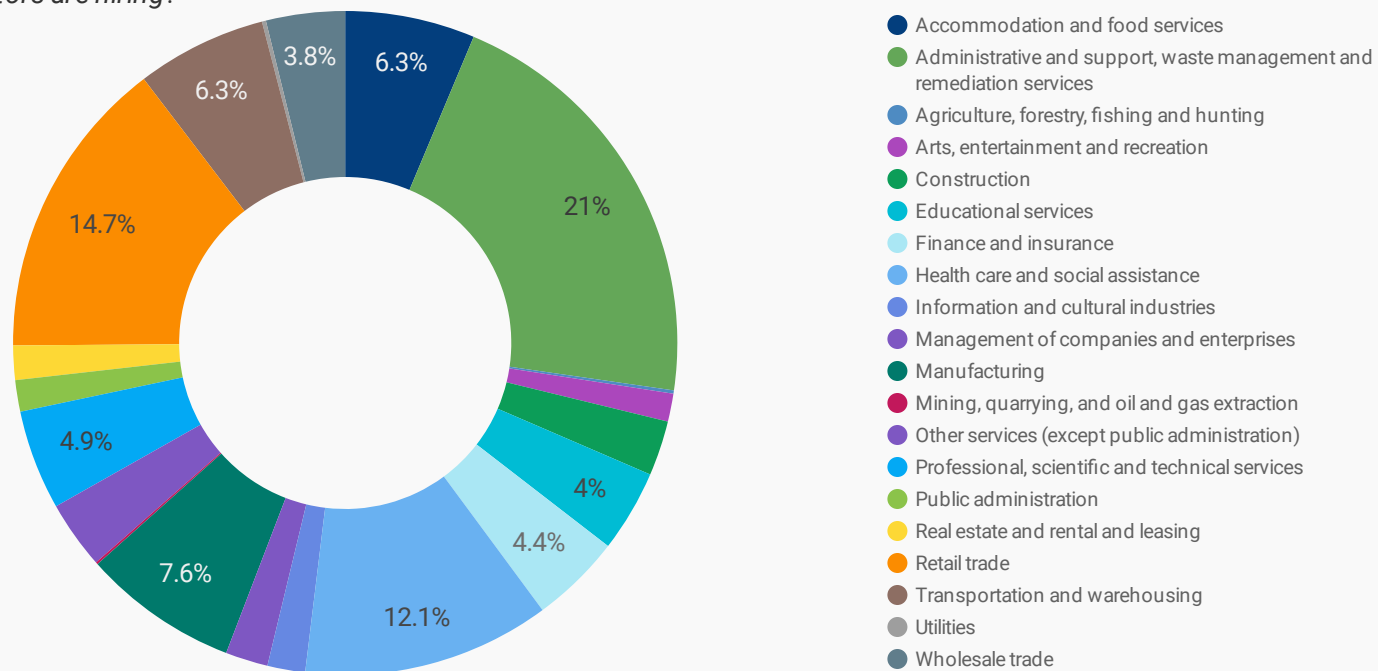
MULTILINGUAL HIRING EMPLOYERS

Which employers are seeking multilingual candidates?

	COMPANY	POSTINGS ▾
1.	Trillium Health Partners	66
2.	RBC	30
3.	Randstad Interim Inc.	28
4.	Peel District School Board	25
5.	Express Employment Professionals	25
6.	Royal Bank of Canada	23
7.	The Reynolds and Reynolds Company	23
8.	McKesson Canada Corporation	21
9.	Kijiji Jobs	21
10.	Desjardins	16
11.	Golf Canada	16
12.	Community Living Mississauga	14
13.	CANON CANADA INC.	13
14.	VON Canada	13
15.	Loblaw Companies Limited	13
16.	RBC Financial Group	12
17.	Cigna	12
18.	Expert Staffing Solutions	12
19.	Halton District School Board	12
20.	Source, The	12
21.	Bmo Harris Bank	12
22.	Cogeco Connexion	11
23.	Uline Canada	10
24.	Recipe Unlimited Corporation	10
25.	CIBC (CANADIAN IMPERIAL BANK OF COMMERCE)	9
26.	TRIPLE M METAL LP	9
27.	ABB	9
28.	Siemens Canada Limited	9
		1 - 50 / 1273 < >

TOP HIRING SECTORS BY 2-DIGIT NAICS CODE

What sectors are hiring?



	NAICS CODE	2-DIGIT NAICS LABEL	POSTING COUNT	AVG POSTING LENGTH IN DAYS	MEDIAN POSTING LENGTH IN DAYS
1.	56	Administrative and support, waste management and remediation services	5,560	23.2	20
2.	44-45	Retail trade	3,806	19.9	20
3.	62	Health care and social assistance	3,247	19.9	20
4.	31-33	Manufacturing	2,004	20.6	20
5.	72	Accommodation and food services	1,924	25.9	20
6.	48-49	Transportation and warehousing	1,864	27.4	20
7.	54	Professional, scientific and technical services	1,320	20.1	20
8.	52	Finance and insurance	1,081	18.0	19
9.	41	Wholesale trade	1,066	24.1	20
10.	61	Educational services	966	15.0	19
11.	81	Other services (except public administration)	929	24.6	20
12.	23	Construction	800	27.9	20
13.	55	Management of companies and enterprises	583	18.7	20
14.	51	Information and cultural industries	487	17.7	20
15.	53	Real estate and rental and leasing	478	22.0	20
16.	91	Public administration	449	29.4	20
17.	71	Arts, entertainment and recreation	334	22.0	20
18.	22	Utilities	53	19.7	20
19.	11	Agriculture, forestry, fishing and hunting	38	22.7	20
20.	21	Mining, quarrying, and oil and gas extraction	24	20.0	20

NOTE: NAICS code 56 includes Employment Agencies. Manufacturing includes codes 31-33, Retail Trade includes codes 44-45 and Transportation and Warehousing includes codes 48-49.

TOP HIRING SECTORS BY 3-DIGIT NAICS CODE

What sectors are hiring?

	NAICS CODE	3-DIGIT NAICS LABEL	POSTING COUNT ▾	AVERAGE POSTING LENGTH IN DAYS	MEDIAN POSTING LENGTH IN DAYS
1.	561	Administrative and support services	5,426	23.3	20
2.	621	Ambulatory health care services	1,742	20.4	20
3.	722	Food services and drinking places	1,720	26.7	20
4.	541	Professional, scientific and technical services	1,320	20.1	20
5.	484	Truck transportation	1,073	26.1	20
6.	611	Educational services	966	15.0	19
7.	445	Food and beverage stores	752	19.4	20
8.	522	Credit intermediation and related activities	677	17.7	19
9.	551	Management of companies and enterprises	583	18.7	20
10.	622	Hospitals	553	17.1	19
11.	444	Building material and garden equipment and supplies dealers	546	16.4	14
12.	623	Nursing and residential care facilities	544	20.9	20
13.	311	Food manufacturing	491	21.1	20
14.	448	Clothing and clothing accessories stores	454	20.6	20
15.	811	Repair and maintenance	416	28.6	20
16.	624	Social assistance	408	20.6	20
17.	446	Health and personal care stores	396	20.4	20
18.	441	Motor vehicle and parts dealers	385	23.6	20
19.	452	General merchandise stores	359	17.3	19
20.	238	Specialty trade contractors	356	30.4	20
21.	236	Construction of buildings	339	29.0	20
22.	812	Personal and laundry services	336	22.8	20
23.	453	Miscellaneous store retailers	322	18.8	20
24.	713	Amusement, gambling and recreation industries	320	22.2	20
25.	524	Insurance carriers and related activities	272	20.3	20
26.	336	Transportation equipment manufacturing	272	22.8	20
27.	442	Furniture and home furnishings stores	268	25.8	20
28.	492	Couriers and messengers	263	43.0	20
29.	417	Machinery, equipment and supplies merchant wholesalers	252	28.1	20
30.	531	Real estate	251	22.0	20
31.	416	Building material and supplies merchant wholesalers	245	23.0	20

TOP HIRING SECTORS BY 4-DIGIT NAICS CODE

What sectors are hiring?

	NAICS CODE	4-DIGIT NAICS LABEL	POSTING COUNT ▾	AVERAGE POSTING LENGTH IN DAYS	MEDIAN POSTING DAYS IN LENGTH
1.	5613	Employment services	4,713	23.5	20
2.	7225	Full-service restaurants and limited-service eating places	1,413	28.5	20
3.	4841	General freight trucking	982	26.5	20
4.	5221	Depository credit intermediation	612	16.0	14
5.	4451	Grocery stores	604	19.0	19.5
6.	5511	Management of companies and enterprises	583	18.7	20
7.	6221	General medical and surgical hospitals	553	17.1	19
8.	4441	Building material and supplies dealers	535	16.4	14
9.	4461	Health and personal care stores	396	20.4	20
10.	6211	Offices of physicians	391	19.9	20
11.	6233	Community care facilities for the elderly	376	20.9	19
12.	6214	Out-patient care centres	373	16.9	20
13.	4481	Clothing stores	348	18.2	20
14.	5413	Architectural, engineering and related services	343	20.8	20
15.	8111	Automotive repair and maintenance	335	29.4	20
16.	4521	Department stores	331	16.3	19
17.	6212	Offices of dentists	330	20.8	20
18.	6117	Educational support services	329	8.8	4
19.	6213	Offices of other health practitioners	316	24.9	20
20.	7139	Other amusement and recreation industries	308	22.3	20
21.	4411	Automobile dealers	294	21.6	20
22.	5616	Investigation and security services	289	22.7	20
23.	7223	Special food services	280	19.4	20
24.	5617	Services to buildings and dwellings	264	24.3	20
25.	4921	Couriers	256	42.7	20
26.	8121	Personal care services	231	20.5	20
27.	5418	Advertising, public relations, and related services	219	17.2	20
28.	5242	Agencies, brokerages and other insurance related activities	213	20.9	20
29.	5415	Computer systems design and related services	206	20.1	19
30.	4431	Electronics and appliance stores	205	17.5	20
31.	4931	Warehousing and storage	201	20.4	20

TOP HIRING SECTORS BY 5-DIGIT NAICS CODE

What sectors are hiring?

	NAICS CODE	5-DIGIT NAICS LABEL	POSTING COUNT ▾	AVERAGE POSTING LENGTH IN DAYS	MEDIAN POSTING LENGTH IN DAYS
1.	56131	Employment placement agencies and executive search services	4,703	23.5	20
2.	72251	Full-service restaurants and limited-service eating places	1,413	28.5	20
3.	48411	General freight trucking, local	653	28.3	20
4.	52211	Banking	592	16.1	14
5.	44511	Supermarkets and other grocery (except convenience) stores	587	18.0	19
6.	55111	Management of companies and enterprises	583	18.7	20
7.	62211	General medical and surgical hospitals	553	17.1	19
8.	62111	Offices of physicians	391	19.9	20
9.	44411	Home centres	377	16.9	16
10.	62331	Community care facilities for the elderly	376	20.9	19
11.	62149	Other out-patient care centres	359	16.8	20
12.	45211	Department stores	331	16.3	19
13.	62121	Offices of dentists	330	20.8	20
14.	48412	General freight trucking, long distance	329	22.9	20
15.	61171	Educational support services	329	8.8	4
16.	44111	New car dealers	274	21.7	20
17.	54133	Engineering services	273	21.6	20
18.	49211	Couriers	256	42.7	20
19.	72232	Caterers	247	19.4	20
20.	56161	Investigation, guard and armoured car services	234	23.3	20
21.	81111	Automotive mechanical and electrical repair and maintenance	217	31.5	20
22.	54151	Computer systems design and related services	206	20.1	19
23.	44314	Electronics and appliance stores	205	17.5	20
24.	62161	Home health care services	201	22.7	20
25.	91391	Other local, municipal and regional public administration	198	17.7	20
26.	72111	Hotels (except casino hotels) and motels	197	19.7	20
27.	23611	Residential building construction	196	34.6	20
28.	31161	Animal slaughtering and processing	191	20.0	20
29.	44611	Pharmacies and drug stores	189	19.5	20
30.	51521	Pay and specialty television	189	16.2	14
31.	71394	Fitness and recreational sports centres	187	21.7	20

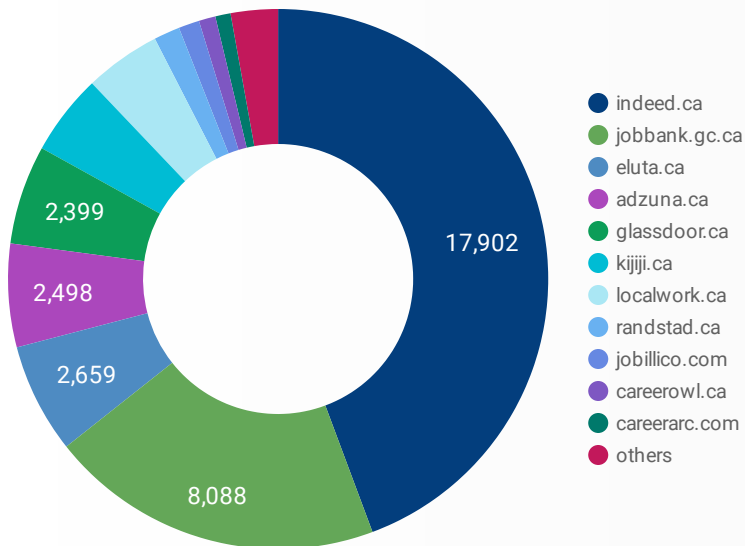
TOP HIRING SECTORS BY 6-DIGIT NAICS CODE

What sectors are hiring?

	NAICS CODE	6-DIGIT NAICS LABEL	POSTING COUNT ▾	AVG POSTING LENGTH IN DAYS	MEDIAN POSTING LENGTH IN DAYS
1.	561310	Employment placement agencies and executive search services	4,703	23.5	20
2.	722512	Limited-service eating places	719	28.8	20
3.	722511	Full-service restaurants	694	28.1	20
4.	484110	General freight trucking, local	653	28.3	20
5.	445110	Supermarkets and other grocery (except convenience) stores	587	18.0	19
6.	551114	Head offices	570	19.0	20
7.	622111	General (except paediatric) hospitals	553	17.1	19
8.	522112	Corporate and institutional banking industry	440	16.8	20
9.	621110	Offices of physicians	391	19.9	20
10.	444110	Home centres	377	16.9	16
11.	623310	Community care facilities for the elderly	376	20.9	19
12.	452110	Department stores	331	16.3	19
13.	621210	Offices of dentists	330	20.8	20
14.	611710	Educational support services	329	8.8	4
15.	621494	Community health centres	302	16.0	19
16.	441110	New car dealers	274	21.7	20
17.	541330	Engineering services	273	21.6	20
18.	492110	Couriers	256	42.7	20
19.	722320	Caterers	247	19.4	20
20.	811111	General automotive repair	208	31.5	20
21.	541514	Computer systems design and related services (except video game design and development)	206	20.1	19
22.	621610	Home health care services	201	22.7	20
23.	484121	General freight trucking, long distance, truck-load	201	20.4	20
24.	913910	Other local, municipal and regional public administration	198	17.7	20
25.	236110	Residential building construction	196	34.6	20
26.	721111	Hotels	193	19.8	20
27.	561612	Security guard and patrol services	192	24.2	20
28.	446110	Pharmacies and drug stores	189	19.5	20
29.	515210	Pay and specialty television	189	16.2	14
30.	713940	Fitness and recreational sports centres	187	21.7	20
31.	402110	General warehousing and storage	178	20.4	20

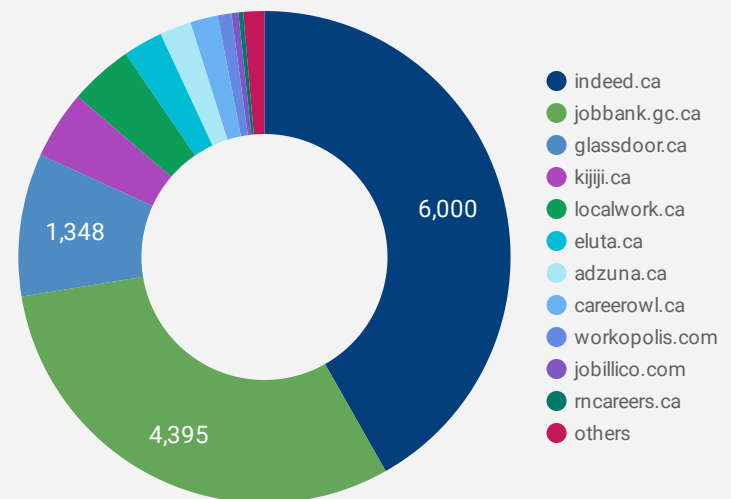
JOB POSTINGS BY JOB BOARD

What share of unique job postings appear on each job board?



COMPANIES BY JOB BOARD

What share of unique job postings appear on each job board?



JOB POSTING DETAILS BY JOB BOARD

How does job posting activity differ by job board?

	JOB BOARD	POSTING COUNT	AVG POSTING LENGTH IN DAYS	MEDIAN POSTING LENGTH IN DAYS	# OF COMPANIES
1.	indeed.ca	17,902	20	20	6,000
2.	jobbank.gc.ca	8,088	51	31	4,395
3.	eluta.ca	2,659	20	20	373
4.	adzuna.ca	2,498	14	14	297
5.	glassdoor.ca	2,399	21	20	1,348
6.	kijiji.ca	1,961	15	15	644
7.	localwork.ca	1,841	10	5	597
8.	randstad.ca	630	66	89	1
9.	jobillico.com	504	29	18	66
10.	careerowl.ca	403	156	145	260
11.	careerarc.com	369	48	21	25
12.	network.applytoeducation.com	320	3	2	9
13.	rncareers.ca	242	18	11	45
14.	workopolis.com	138			130
15.	careerbuilder.ca	130	33	30	34
16.	retail.ca	53	14	11	16
17.	charityvillage.com	43	15	15	30
18.	centreforskills.ca	26	22	23	1