

JOB DEMAND REPORT

DECEMBER 2022

HIGHLIGHTS

JOB POSTINGS BY THE NUMBERS

TOTAL POSTINGS	NEW THIS MONTH	COMPANIES	JOB BOARDS
47,341	18,666	11,994	36

OF DAYS POSTED

AVERAGE	MEDIAN
37.9	20

REPORT BUILDER

The default filter selection below will show all job demand data for the month. You can use the filters to create a customized report for the purpose of understanding a subset of the data.

OCCUPATION FILTERS

SKILL TYPE NAME / 1-DIGIT NOC	▼
MAJOR GROUP / 2-DIGIT NOC	▼
MINOR GROUP / 3-DIGIT NOC	▼
UNIT GROUP / 4-DIGIT NOC	▼
SKILL LEVEL	▼
JOB TYPE	▼
JOB DURATION	▼
ADDITIONAL LANGUAGE	▼
SPECIFIC JOB TAGS	▼

INDUSTRY/SECTOR FILTERS

HIRING SECTOR BY 2-DIGIT NAICS CODE	▼
HIRING SECTOR BY 3-DIGIT NAICS CODE	▼
HIRING SECTOR BY 4-DIGIT NAICS CODE	▼
HIRING SECTOR BY 5-DIGIT NAICS CODE	▼
HIRING SECTOR BY 6-DIGIT NAICS CODE	▼

OTHER FILTERS

MUNICIPALITY	▼
REGION	▼
JOB BOARD	▼

NOC = National Occupation Classification | NAICS = North American Industry Classification System

Page 1 of 20

Source:

Job posting data collected by the Peel Halton Workforce Development Group from job boards and employer websites that recruit candidates in Peel and Halton Regions.

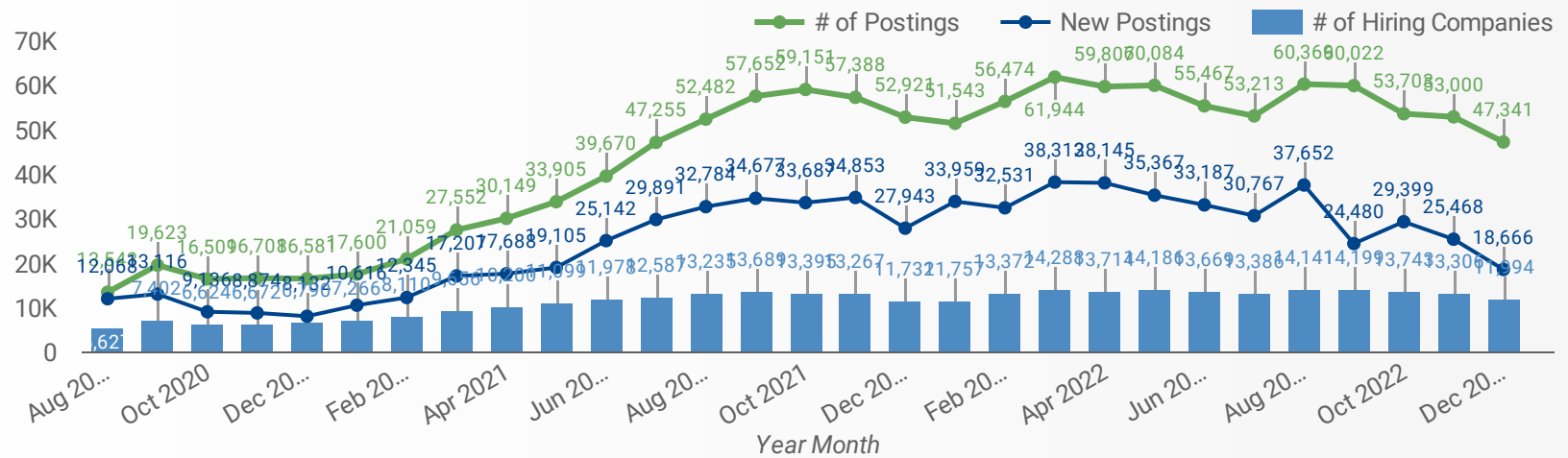


This Employment Ontario service is funded in part by the Government of Canada and the Government of Ontario.

Ce service Emploi Ontario est financé en partie par le gouvernement du Canada et le gouvernement de l'Ontario.

JOB POSTINGS BY MONTH FOR PEEL & HALTON REGIONS

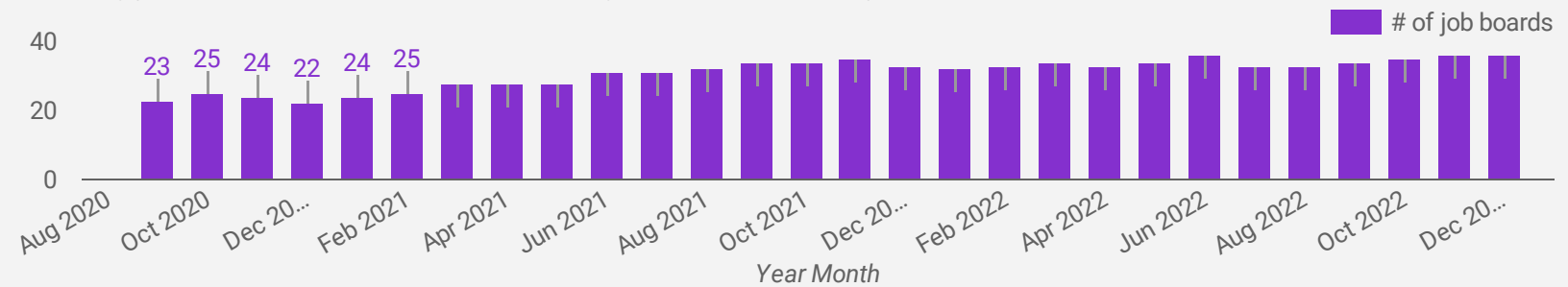
How many job postings were active for at least 1 day this month?



NOTE: This graph cannot be filtered using the controls on the cover page

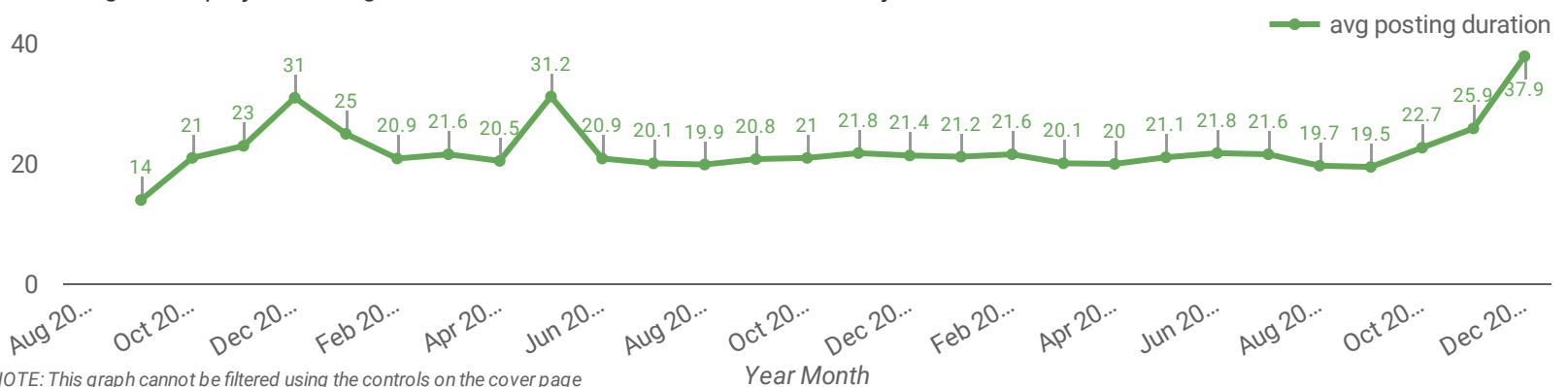
NUMBER OF ACTIVE JOB BOARDS

How many job postings were active for at least 1 day this month on these job boards?



AVERAGE POSTING LENGTH BY DAYS

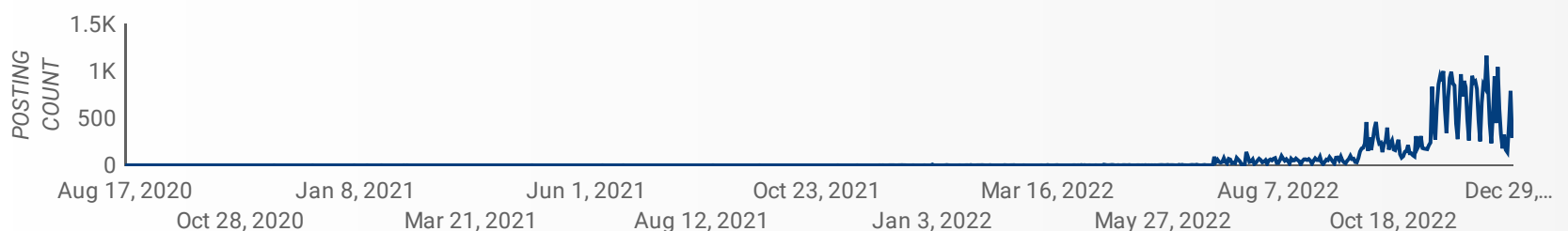
How long are employers having to recruit for to find candidates to fill their job vacancies?



NOTE: This graph cannot be filtered using the controls on the cover page

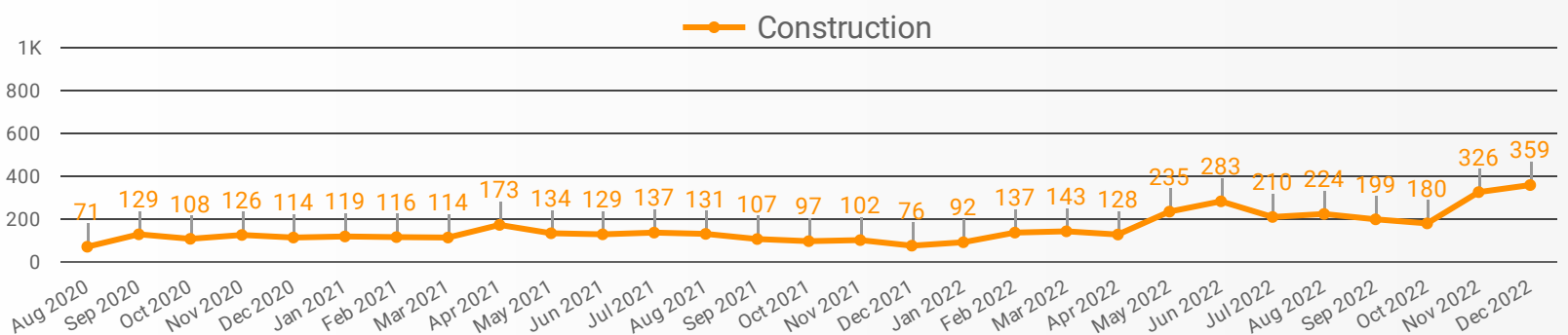
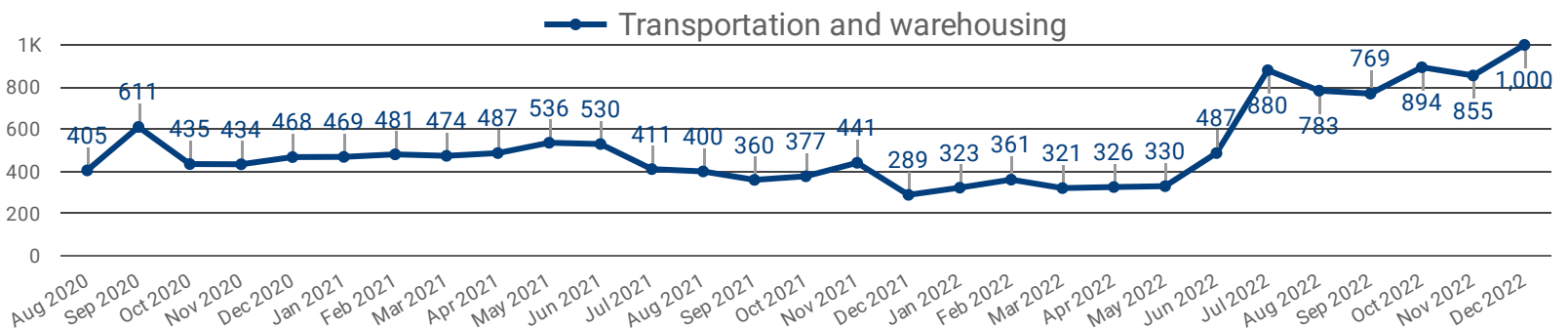
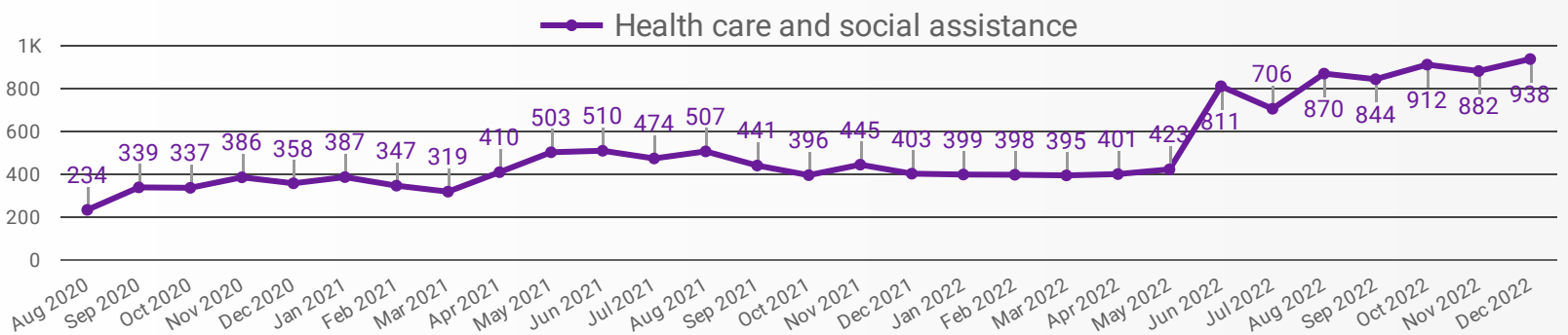
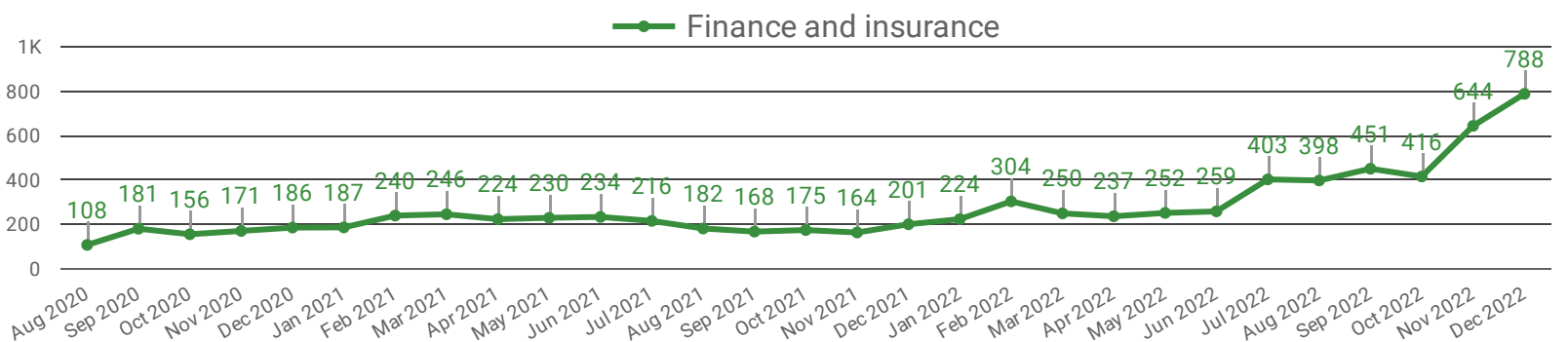
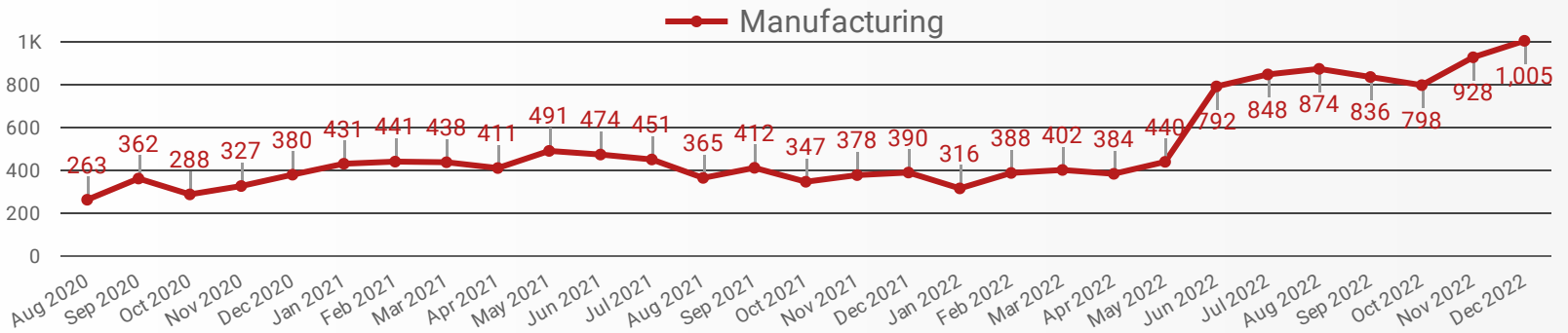
POST DATE TIMELINE FOR THIS MONTH'S ACTIVE JOB POSTINGS

How many job postings were active for at least 1 day this month?



DEMAND BY KEY SECTOR (PEEL & HALTON REGIONS)

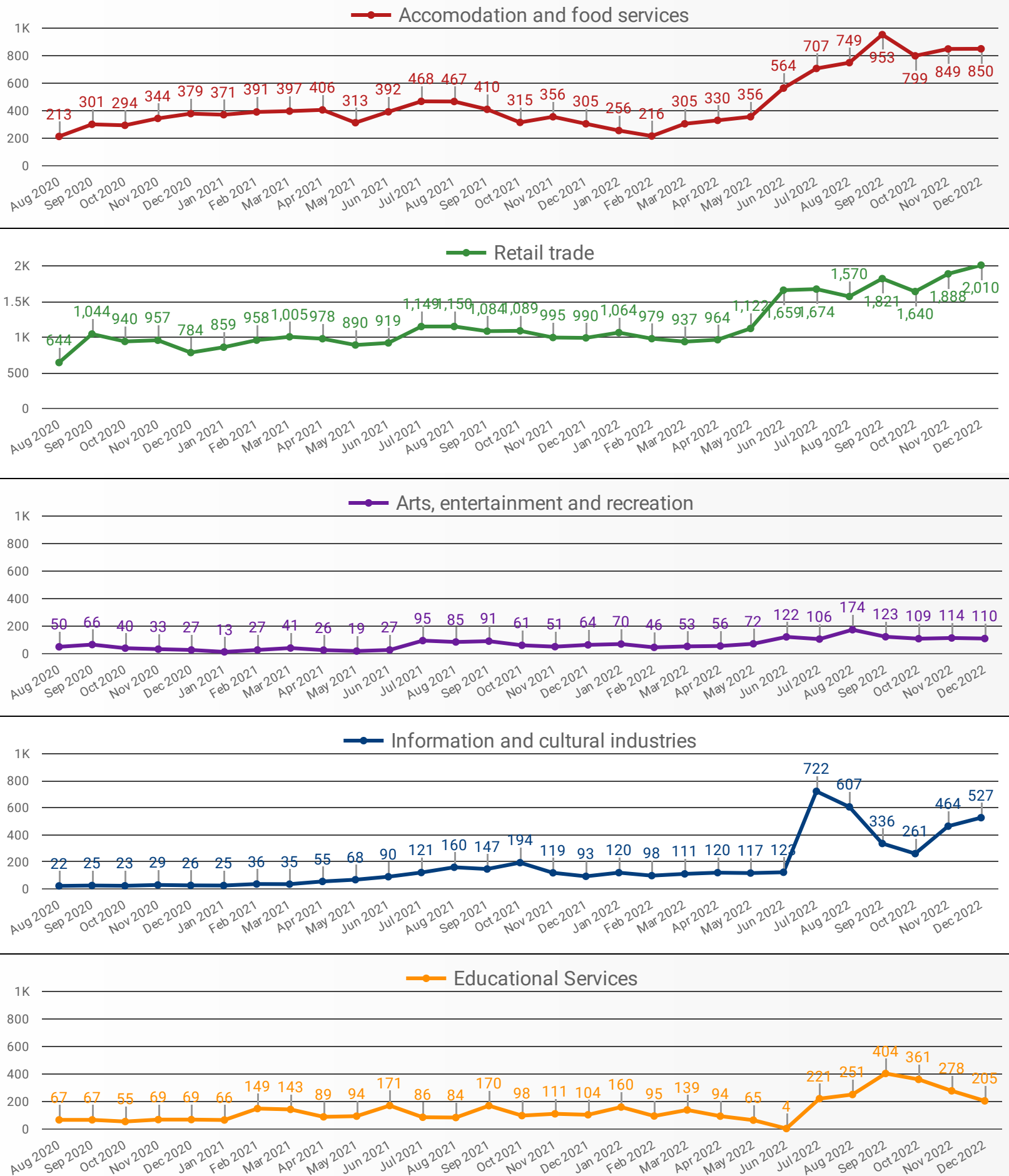
How many job postings were active for at least 1 day this month by sector?



NOTE: This graph cannot be filtered using the controls on the cover page

DEMAND BY IMPACTED SECTOR (PEEL & HALTON REGIONS)

How many job postings were active for at least 1 day this month by sector?



NOTE: This graph cannot be filtered using the controls on the cover page

JOB POSTINGS BY REGION

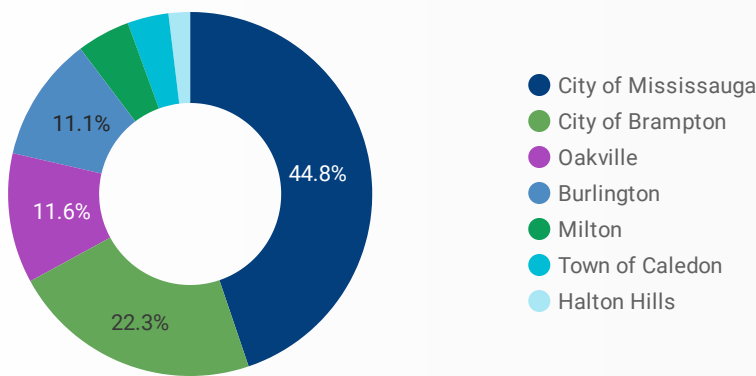
Where are job opportunities being offered?

	REGION	POSTING COUNT	AVG POSTING LENGTH IN DAYS	MEDIAN POSTING LENGTH IN DAYS
1.	Peel Region	33,286	39.2	20
2.	Halton Region	13,794	35.3	20

JOB POSTINGS BY MUNICIPALITY

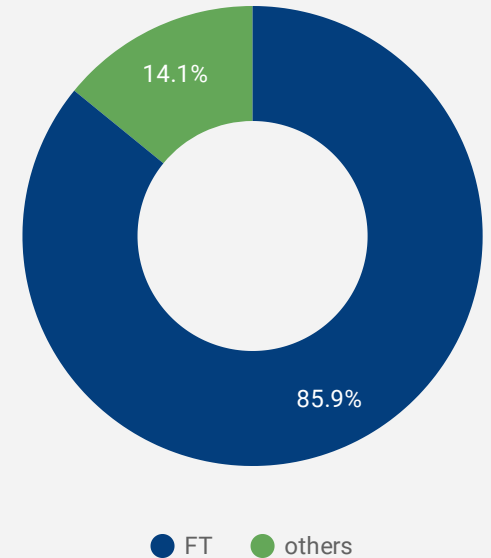
Where are job opportunities being offered?

	MUNICIPALITY	POSTING COUNT	AVG POSTING LENGTH IN DAYS	MEDIAN POSTING LENGTH IN DAYS
1.	City of Mississauga	21,089	40.7	20
2.	City of Brampton	10,477	35.8	20
3.	Oakville	5,441	34.7	20
4.	Burlington	5,225	35.1	20
5.	Milton	2,226	35.9	20
6.	Town of Caledon	1,720	39.2	20
7.	Halton Hills	902	38.6	20



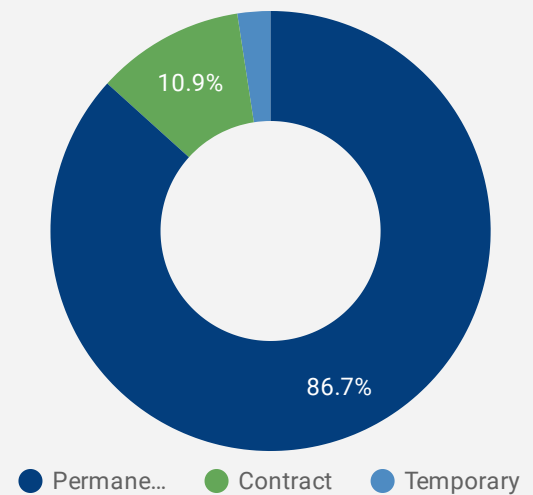
JOB TYPE

Full-time vs Part-time



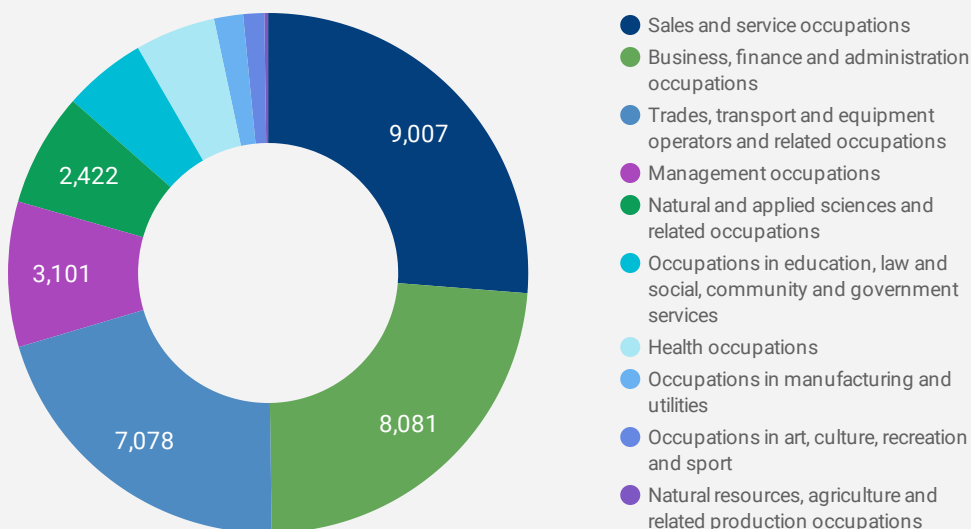
JOB DURATION

Permanency of jobs posted



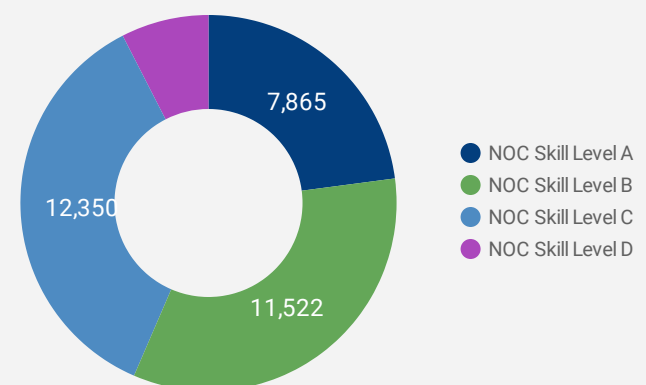
JOB POSTINGS BY JOB CATEGORY

What broad occupational category is being recruited?



JOB POSTS BY SKILL LEVEL

What education do occupations typically require?



Skill Level A = Usually University education | Skill Level B = Usually College education or Apprenticeship training | Skill Level C = Usually Secondary education or occupation-specific training | Skill Level D = Usually on-the-job training

TOP HIRING COMPANIES & AGENCIES

What companies are hiring?

	COMPANY	POSTINGS ▾	AVERAGE POSTING DURATION IN DAYS	MEDIAN POSTING DURATION IN DAYS
1.	Randstad Interim Inc.	824	58.5	75
2.	Michael Page CA	397	96.1	98
3.	Robert Half Canada Inc.	360	94.6	105
4.	Loblaw Companies Limited	339	38.4	21
5.	Halton Healthcare	325	28.0	21
6.	Halton Healthcare Services	320	40.3	20
7.	Walmart Canada	276	37.0	33
8.	Loblaw Companies	237	40.5	51
9.	Adecco Group	236	42.9	22
10.	THE BEST CONNECTION INC.	236	71.3	69
11.	AppleOne	230	22.4	20
12.	Peel District School Board	219	8.9	4
13.	Allegis Group	219	37.5	20
14.	Aerotek	209	20.1	20
15.	Trillium Health Partners	209	28.7	20
16.	Halton Healthcare Services Corporation	183	35.7	43
17.	Loblaw Companies Ltd - Head Office	166	11.2	9
18.	LAURENTIAN BANK OF CANADA	160	114.6	120
19.	ROGERS COMMUNICATIONS	157	37.5	34
20.	North American Staffing Services	146	20.0	20
21.	Express Employment Professionals	145	20.0	20
22.	RBC	142	26.9	19
23.	Citigroup	139	27.5	26
24.	ABL Employment Inc	138	29.2	20
25.	Scotiabank	133	38.1	28
26.	The Home Depot Canada	133	33.2	20
27.	William Osler Health System	132	23.7	20
28.	Revera Inc.	132	20.0	20
29.	UPS	128	61.3	42
30.	University of Toronto	127	18.0	19
31.	...	122	18.0	19

TOP HOURLY WAGES IN JOB POSTINGS

What are employers willing to pay to find the perfect candidate?

of Minimum Wage Jobs
778

	JOB TITLE	COMPANY	LOCATION	HOURLY WAGE ▾
1.	Full Time Dental Assocaite	Park Haven Dental	Oakville	200
2.	Psychologist, Psychotherapist, Or Social Worker	Brookside Psychologists	Burlington	198
3.	Psychologist	Brookside Psychologists	Burlington	198
4.	Lead Hand Shred Line - Am Shift	eCycle Solutions Inc	City of Mississauga	187
5.	Pediatrician	Cawthra Health Centre Inc.	City of Mississauga	160
6.	Optometrist	i4Eye Optics	City of Brampton	150
7.	Room For Rent In Health Clinic	Kevlar Performance & Rehab	Burlington	150
8.	Birth Doula	The WOMB	Milton	150
9.	Server And Bartender	Shoeless Joe's Sports Grill Brant St	Burlington	150
10.	Chiropractor - Orangeville, On	Canadian Centre for Physiotherapy and Wellness	#N/A	150
11.	Speech-language Pathologist	Talk N' Play Speech and Language Services	City of Mississauga	130
12.	Medical Aesthetic Instructor	Therapeutic Aesthetics	City of Mississauga	120
13.	Data Scientist	ReachWebExperts	City of Mississauga	120
				1 - 100 / 12692 < >

TOP SALARIES IN JOB POSTINGS

What are employers willing to pay to find the perfect candidate?

	JOB TITLE	COMPANY	LOCATION	ANNUAL SALARY ▾
1.	Real Estate Agent - Top 0.5% Team Gta	Team Kingdom Realty Group	City of Mississauga	350,000
2.	Family Physician	BGMC	City of Mississauga	350,000
3.	Hiring Drivers & Owner Operators! Busy Year Round And Good Pay\$	Cargo County Group	City of Mississauga	350,000
4.	Regional Sales Representative	Ontario Smart Energy	City of Mississauga	350,000
5.	Real Estate Agent - Top 0.5% Team Gta	Kingdom Realty Group	City of Mississauga	350,000
6.	Associate Dentist	Milltown Dental	Milton	330,000
7.	Associate Dentist	Milton Central Family Dentistry	Milton	321,995
8.	Associate Dentist	The Tooth Corner	City of Mississauga	311,812
9.	Outside Sales Advisor	Right Time Heating & Air Conditioning	City of Mississauga	300,000
10.	Neurologist, Physiatrist, Internal Medicine Physician Or Rheumatologist	iScope Concussion & Pain Clinics	City of Mississauga	300,000
				1 - 100 / 15416 < >

TOP IN-DEMAND SKILLS

How many times were these skills found in job postings?

ACTIVE JOB POSTINGS THIS MONTH

47,341

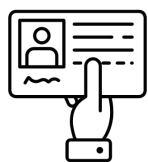


KEY JOB REQUIREMENTS

How often are these requirements desired in job postings?

ACTIVE JOB POSTINGS THIS MONTH

47,341



Driver's License

781



First Aid

1,343



Regular Access to a Vehicle

954



Criminal Record Check

1,961



Microsoft Office

3,577



Food Safety

800

JOB POSTINGS BY 4-DIGIT NOC, SKILL LEVEL, FREQUENCY & DURATION

What jobs are hard-to-fill and/or in-demand?

	4-DIGIT NOC CODE	4-DIGIT NOC LABEL	OCCUPATION'S SKILL LEVEL	POSTING COUNT	AVG POSTING LENGTH IN DAYS	MEDIAN POSTING LENGTH IN DAYS
1.	7452	Material handlers	NOC Skill Level C	2,264	34	20
2.	6421	Retail salespersons	NOC Skill Level C	2,142	37	20
3.	7511	Transport truck drivers	NOC Skill Level C	1,701	27	16
4.	1221	Administrative officers	NOC Skill Level B	1,053	48	20
5.	1241	Administrative assistants	NOC Skill Level B	997	40	20
6.	6552	Other customer and information services representatives	NOC Skill Level C	956	35	20
7.	6322	Cooks	NOC Skill Level B	855	40	20
8.	0621	Retail and wholesale trade managers	NOC Skill Level A	741	37	20
9.	6711	Food counter attendants, kitchen helpers and related support occupations	NOC Skill Level D	674	30	20
10.	1311	Accounting technicians and bookkeepers	NOC Skill Level B	558	50	20
11.	7321	Automotive service technicians, truck and bus mechanics and mechanical repairers	NOC Skill Level B	487	40	20
12.	1215	Supervisors, supply chain, tracking and scheduling co-ordination occupations	NOC Skill Level B	468	34	20
13.	7514	Delivery and courier service drivers	NOC Skill Level C	466	28	20
14.	4412	Home support workers, housekeepers and related occupations	NOC Skill Level C	451	30	20
15.	6311	Food service supervisors	NOC Skill Level B	443	67	54
16.	6622	Store shelf stockers, clerks and order fillers	NOC Skill Level D	423	33	20
17.	1414	Receptionists	NOC Skill Level C	368	26	20
18.	3012	Registered nurses and registered psychiatric nurses	NOC Skill Level A	359	19	20
19.	1521	Shippers and receivers	NOC Skill Level C	350	31	20
20.	1431	Accounting and related clerks	NOC Skill Level C	325	33	20
21.	1111	Financial auditors and accountants	NOC Skill Level A	322	61	41
22.	1123	Professional occupations in advertising, marketing and public relations	NOC Skill Level A	317	36	20
23.	1122	Professional occupations in business management consulting	NOC Skill Level A	314	43	26.5
24.	6731	Light duty cleaners	NOC Skill Level D	311	30	20
25.	6211	Retail sales supervisors	NOC Skill Level B	310	34	20
26.	1223	Human resources and recruitment officers	NOC Skill Level B	274	39	20
27.	2173	Software engineers and designers	NOC Skill Level A	271	62	54
28.	6231	Insurance agents and brokers	NOC Skill Level B	269	46	20

JOB POSTINGS BY 3-DIGIT NOC, SKILL LEVEL, FREQUENCY & DURATION

What jobs are hard to fill and/or in-demand?

	3-DIGIT NOC CODE	3-DIGIT NOC LABEL	OCCUPATION'S SKILL LEVEL	POSTING COUNT ▾	AVG POSTING LENGTH IN DAYS	MEDIAN POSTING LENGTH IN DAYS
1.	745	Longshore workers and material handlers	NOC Skill Level C	2,265	34	20
2.	751	Motor vehicle and transit drivers	NOC Skill Level C	2,214	27	19
3.	642	Retail salespersons	NOC Skill Level C	2,142	37	20
4.	122	Administrative and regulatory occupations	NOC Skill Level B	1,639	44	20
5.	124	Office administrative assistants - general, legal and medical	NOC Skill Level B	1,168	39	20
6.	217	Computer and information systems professionals	NOC Skill Level A	1,044	56	40
7.	632	Chefs and cooks	NOC Skill Level B	1,021	39	20
8.	655	Customer and information services representatives	NOC Skill Level C	964	35	20
9.	152	Supply chain logistics, tracking and scheduling co-ordination occupations	NOC Skill Level C	855	32	20
10.	111	Auditors, accountants and investment professionals	NOC Skill Level A	855	53	32
11.	112	Human resources and business service professionals	NOC Skill Level A	842	40	20
12.	062	Retail and wholesale trade managers	NOC Skill Level A	741	37	20
13.	673	Cleaners	NOC Skill Level D	692	32	20
14.	131	Finance, insurance and related business administrative occupations	NOC Skill Level B	691	47	20
15.	121	Administrative services supervisors	NOC Skill Level B	676	36	20
16.	671	Food counter attendants, kitchen helpers and related support occupations	NOC Skill Level D	674	30	20
17.	441	Home care providers and educational support occupations	NOC Skill Level C	608	32	20
18.	143	Financial, insurance and related administrative support workers	NOC Skill Level C	607	38	20
19.	631	Service supervisors	NOC Skill Level B	555	58	31
20.	141	General office workers	NOC Skill Level C	554	29	20
21.	732	Automotive service technicians	NOC Skill Level B	527	40	20
22.	421	Paraprofessional occupations in legal, social, community and education services	NOC Skill Level B	523	26	20
23.	662	Other sales support and related occupations	NOC Skill Level D	523	35	20
24.	011	Senior managers - construction, transportation, production and utilities	NOC Skill Level A	489	42	20
25.	321	Medical technologists and technicians (except dental health)	NOC Skill Level B	469	36	20
26.	012	Senior managers - construction, transportation, production and utilities	NOC Skill Level A	395	48	31
27.	651	Occupations in food and beverage service	NOC Skill Level C	378	29	20
28.	416	Policy and program researchers, consultants and officers	NOC Skill Level A	377	39	20

JOB POSTINGS BY 2-DIGIT NOC, SKILL LEVEL, FREQUENCY & DURATION

What jobs are hard to fill and/or in-demand?

	2-DIGIT NOC CODE	2-DIGIT NOC LABEL	OCCUPATION'S SKILL LEVEL	POSTING COUNT ▾	AVG POSTING LENGTH IN DAYS	MEDIAN POSTING LENGTH IN DAYS
1.	12	Administrative and financial supervisors and administrative occupations	NOC Skill Level B	3,496	41	20
2.	75	Transport and heavy equipment operation and related maintenance occupations	NOC Skill Level C	2,382	27	20
3.	74	Other installers, repairers and servicers and material handlers	NOC Skill Level C	2,327	34	20
4.	64	Sales representatives and salespersons - wholesale and retail trade	NOC Skill Level C	2,272	37	20
5.	63	Service supervisors and specialized service occupations	NOC Skill Level B	1,889	43	20
6.	65	Service representatives and other customer and personal services occupations	NOC Skill Level C	1,831	33	20
7.	11	Professional occupations in business and finance	NOC Skill Level A	1,697	47	22
8.	21	Professional occupations in natural and applied sciences	NOC Skill Level A	1,580	51	35
9.	67	Service support and other service occupations, n.e.c.	NOC Skill Level D	1,401	31	20
10.	14	Office support occupations	NOC Skill Level C	1,275	33	20
11.	06	Middle management occupations in retail and wholesale trade and customer services	NOC Skill Level A	1,251	41	20
12.	72	Industrial, electrical and construction trades	NOC Skill Level B	1,099	43	20
13.	73	Maintenance and equipment operation trades	NOC Skill Level B	993	42	20
14.	15	Distribution, tracking and scheduling co-ordination occupations	NOC Skill Level C	922	32	20
15.	62	Retail sales supervisors and specialized sales occupations	NOC Skill Level B	895	39	20
16.	01	Senior managers - construction, transportation, production and utilities	NOC Skill Level A	888	45	20
17.	22	Technical occupations related to natural and applied sciences	NOC Skill Level B	842	39	20
18.	66	Sales support occupations	NOC Skill Level D	719	34	20
19.	13	Finance, insurance and related business administrative occupations	NOC Skill Level B	691	47	20
20.	32	Technical occupations in health	NOC Skill Level B	681	35	20
21.	44	Care providers and educational, legal and public protection support occupations	NOC Skill Level C	610	32	20
22.	41	Professional occupations in law and social, community and government services	NOC Skill Level A	538	36	20
23.	42	Paraprofessional occupations in legal, social, community and education services	NOC Skill Level B	523	26	20
24.	07	Managers in customer and personal services, n.e.c.	NOC Skill Level A	389	47	20
25.	31	Professional occupations in health (except nursing)	NOC Skill Level A	386	33	20
26.	30	Professional occupations in nursing	NOC Skill Level A	368	20	20
27.	52	Technical occupations in art, culture, recreation and sport	NOC Skill Level B	353	30	20

MULTILINGUAL JOB POSTINGS BY THE NUMBERS

ACTIVE POSTINGS
4,835

NEW POSTINGS
1,933

COMPANIES
1,944

JOB LANGUAGES
13

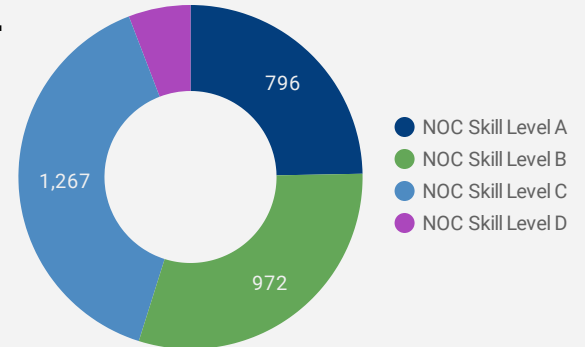
OF DAYS POSTED

AVERAGE
35.1

MEDIAN
20

MULTILINGUAL JOB POSTINGS BY SKILL LEVEL

What language skills are employers looking for by occupational skill level?



796 Skill Level A - Management/ Professional Occupations usually requiring University

972 Skill Level B - Usually college education or apprenticeship training

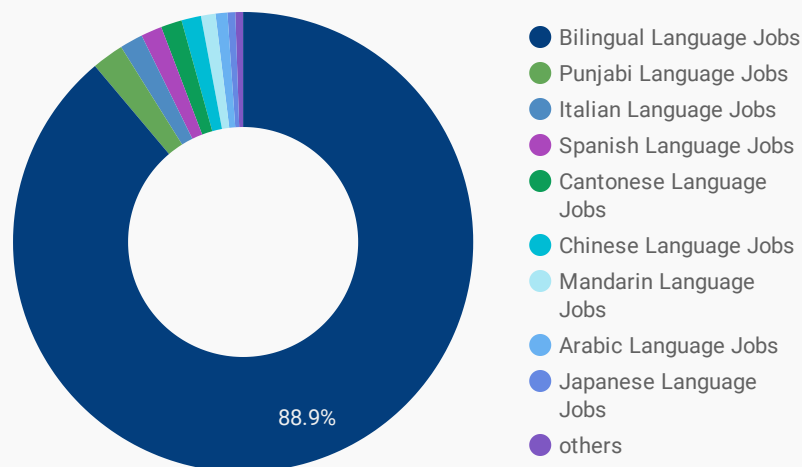
1,267 Skill Level C - Usually secondary education or occupation-specific training

188 Skill Level D - Usually on-the-job training

LANGUAGES	NOC Skill Level A	NOC Skill Level B	NOC Skill Level C	NOC Skill Level D
Bilingual Language Jobs	717	807	1,132	165
Punjabi Language Jobs	7	38	27	7
Italian Language Jobs	7	36	20	10
Spanish Language Jobs	10	25	18	2
Cantonese Language Jobs	11	12	30	1
Mandarin Language Jobs	11	17	15	1
Chinese Language Jobs	2	17	12	2

LANGUAGE SKILLS BREAKDOWN

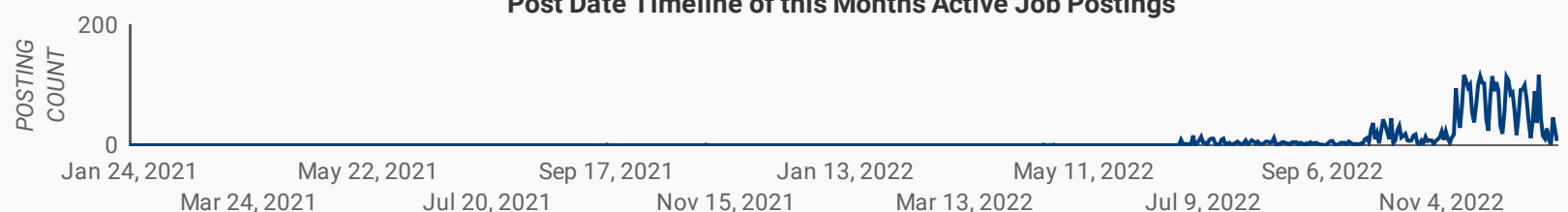
Which kinds of language skills do employers seek?



LANGUAGES	POSTING COUNT
1. Bilingual Language Jobs	4,326
2. Punjabi Language Jobs	94
3. Italian Language Jobs	82
4. Spanish Language Jobs	71
5. Cantonese Language Jobs	68
6. Chinese Language Jobs	57
7. Mandarin Language Jobs	50

1 - 13 / 13

Post Date Timeline of this Month's Active Job Postings



LANGUAGE SKILLS BEING RECRUITED BY JOB CATEGORY

What language skills are sought by 1-Digit NOC?

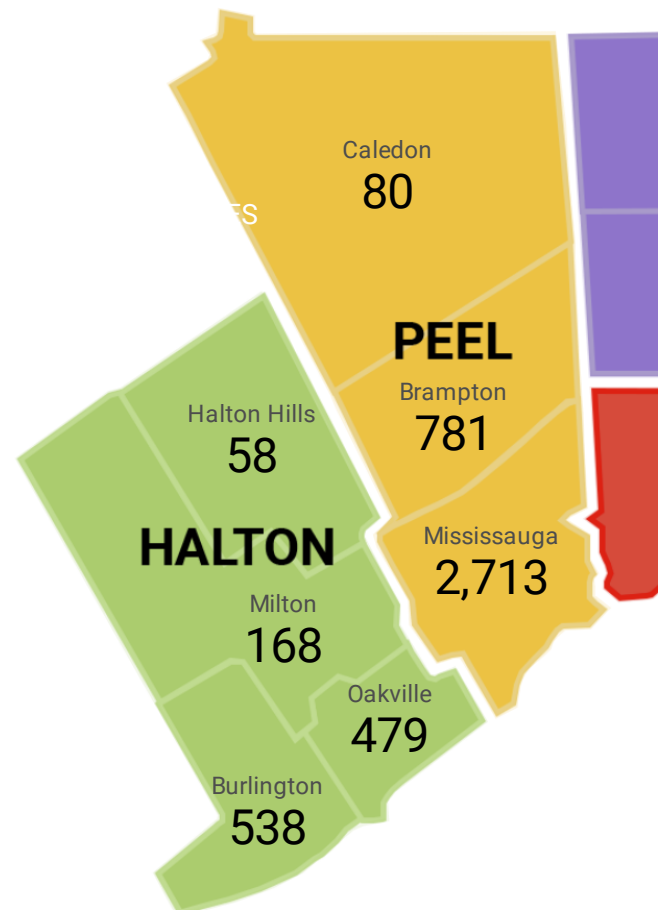
BROAD OCCUPATIONAL CATEGORY	French La...	Punjabi L...	Italian La...	Spanish ...	Cantones...	Mandarin...	Grand total
Business, finance and administration occu...	840	39	2	22	15	22	958
Health occupations	140	2		1	2		148
Management occupations	268		5	4	5	6	298
Natural and applied sciences and related o...	163		1	6		1	182
Natural resources, agriculture and related ...	6						6
Occupations in art, culture, recreation and ...	22	4			2	2	32
Occupations in education, law and social, ...	141	5	3		3	1	169
Occupations in manufacturing and utilities	36						36
Sales and service occupations	838	19	61	18	26	11	1,003
Trades, transport and equipment operator...	367	10	1	4	1	1	391
Grand total	2,821	79	73	55	54	44	3,223

MULTILINGUAL JOB POSTINGS BY MUNICIPALITY

What language skills are sought by 4-Digit NOC?

MUNICIPALITY	JOB LANGUAGES	AVG POSTING LENGTH IN DAYS	MEDIAN POSTING LENGTH IN DAYS
1. City of Mississauga	2,713	40.7	20
2. City of Brampton	781	35.8	20
3. Burlington	538	35.1	20
4. Oakville	479	34.7	20
5. Milton	168	35.9	20
6. Town of Caledon	80	39.2	20
7. Halton Hills	58	38.6	20

REGION	JOB LANGUAGES	AVG POSTING LENGTH IN DAYS	MEDIAN POSTING LENGTH IN DAYS
1. Peel Region	3,574	39.2	20
2. Halton Region	1,243	35.3	20



LANGUAGE DEMAND BY JOB

What language skills are sought by 4-Digit NOC?

4 DIGIT NOC NAME		POSTINGS ▾
1.	Other customer and information service...	282
2.	Retail salespersons	223
3.	Material handlers	167
4.	Administrative officers	120
5.	Administrative assistants	89
6.	Transport truck drivers	76
7.	Cooks	74
8.	Insurance agents and brokers	70
9.	Food counter attendants, kitchen helpers...	68
10.	Retail and wholesale trade managers	64
11.	Human resources and recruitment officers	59
12.	Professional occupations in advertising, ...	57
13.	User support technicians	51
14.	Human resources professionals	46
15.	Accounting and related clerks	46
16.	Supervisors, supply chain, tracking and s...	45
17.	Delivery and courier service drivers	44
18.	Professional occupations in business m...	44
19.	Business development officers and mark...	41
20.	Other financial officers	39
21.	Corporate sales managers	37
22.	Medical administrative assistants	36
23.	Receptionists	35
24.	Advertising, marketing and public relatio...	34
25.	Food and beverage servers	33
26.	Financial and investment analysts	30
27.	Information systems analysts and consu...	30
28.	Store shelf stockers, clerks and order fill...	29
29.	Light duty cleaners	28
30.	School principals and administrators of ...	27
31.	Other instructors	27
1 - 100 / 235		< >

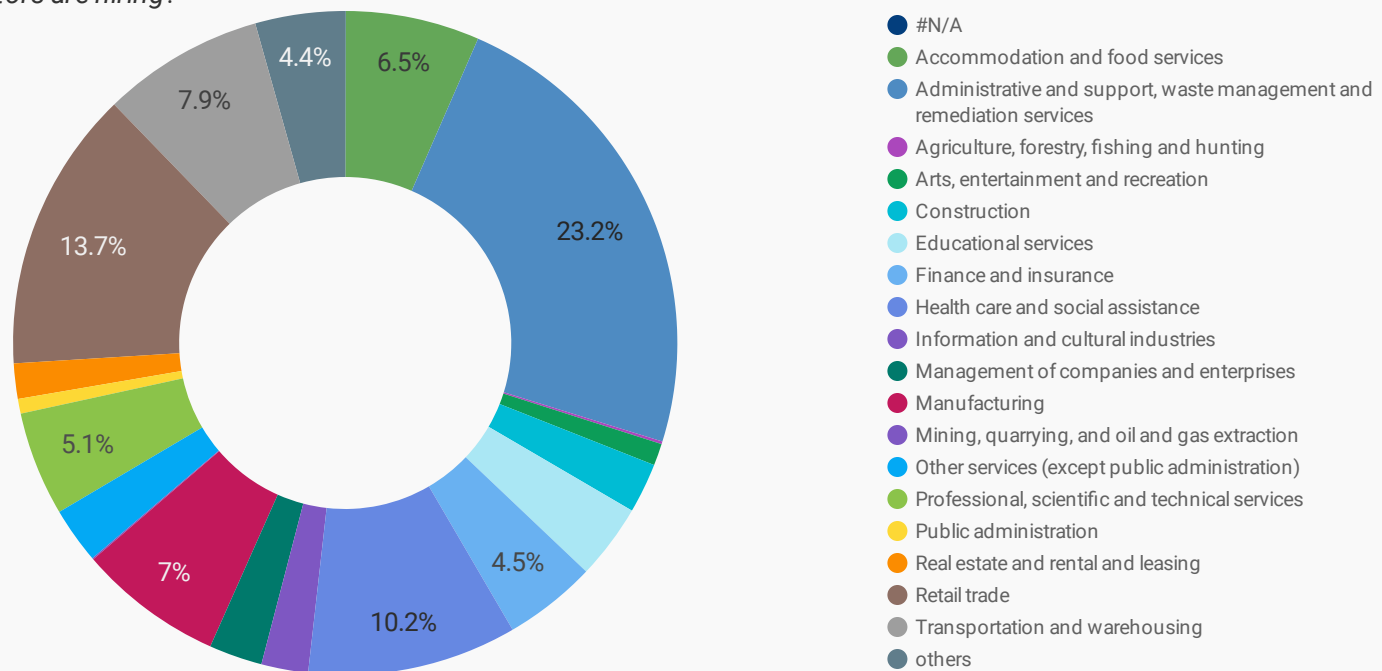
MULTILINGUAL HIRING EMPLOYERS

Which employers are seeking multilingual candidates?

COMPANY		POSTINGS ▾
1.	Trillium Health Partners	170
2.	LAURENTIAN BANK OF CANADA	118
3.	Express Employment Professionals	90
4.	BANQUE LAURENTIENNE DU CANADA	46
5.	Royal Bank of Canada	43
6.	RBC	41
7.	Desjardins	39
8.	FEDEX	33
9.	CANON CANADA INC.	33
10.	Liquor Control Board of Ontario	31
11.	Robert Half Canada Inc.	31
12.	myGwork	30
13.	McKesson Canada Corporation	30
14.	Randstad Interim Inc.	28
15.	Kijiji Jobs	25
16.	FedEx Ground	25
17.	BilingualOne	25
18.	Peel District School Board	25
19.	Bell	25
20.	Btrust International Trading Inc.	23
21.	The Reynolds and Reynolds Company	23
22.	Pomerleau	21
23.	laurentian	20
24.	Uline Canada	20
25.	Shoppers Drug Mart / Pharmaprix	19
26.	GigCx	19
27.	Allegis Group	18
1 - 50 / 1946		< >

TOP HIRING SECTORS BY 2-DIGIT NAICS CODE

What sectors are hiring?



	NAICS CODE	2-DIGIT NAICS LABEL	POSTING COUNT	AVG POSTING LENGTH IN DAYS	MEDIAN POSTING LENGTH IN DAYS
1.	56	Administrative and support, waste management and remediation services	7,328	43.8	20
2.	44-45	Retail trade	4,367	35.3	20
3.	62	Health care and social assistance	2,793	29.8	20
4.	48-49	Transportation and warehousing	2,424	36.9	20
5.	31-33	Manufacturing	2,255	38.0	20
6.	72	Accommodation and food services	2,001	37.0	20
7.	54	Professional, scientific and technical services	1,610	40.9	20
8.	52	Finance and insurance	1,544	42.4	29
9.	41	Wholesale trade	1,271	37.9	20
10.	61	Educational services	927	21.2	19
11.	51	Information and cultural industries	885	46.2	35
12.	81	Other services (except public administration)	812	37.2	20
13.	23	Construction	781	36.6	20
14.	55	Management of companies and enterprises	706	34.4	20
15.	53	Real estate and rental and leasing	489	36.3	20
16.	71	Arts, entertainment and recreation	306	30.7	20
17.	91	Public administration	195	29.5	20
18.	22	Utilities	76	30.2	20
19.	11	Agriculture, forestry, fishing and hunting	34	20.9	20
20.	21	Mining, quarrying, and oil and gas extraction	19	32.5	20

NOTE: NAICS code 56 includes Employment Agencies. Manufacturing includes codes 31-33, Retail Trade includes codes 44-45 and Transportation and Warehousing includes codes 48-49.

TOP HIRING SECTORS BY 3-DIGIT NAICS CODE

What sectors are hiring?

	NAICS CODE	3-DIGIT NAICS LABEL	POSTING COUNT ▾	AVERAGE POSTING LENGTH IN DAYS	MEDIAN POSTING LENGTH IN DAYS
1.	561	Administrative and support services	7,179	44.0	20
2.	722	Food services and drinking places	1,775	36.7	20
3.	541	Professional, scientific and technical services	1,610	40.9	20
4.	621	Ambulatory health care services	1,303	29.4	20
5.	484	Truck transportation	1,197	35.6	20
6.	611	Educational services	927	21.2	19
7.	445	Food and beverage stores	916	40.8	32
8.	522	Credit intermediation and related activities	845	37.9	23
9.	551	Management of companies and enterprises	706	34.4	20
10.	623	Nursing and residential care facilities	660	29.1	20
11.	311	Food manufacturing	610	36.0	20
12.	448	Clothing and clothing accessories stores	609	35.4	20
13.	492	Couriers and messengers	555	39.5	20
14.	452	General merchandise stores	519	37.3	28
15.	444	Building material and garden equipment and supplies dealers	479	26.9	20
16.	446	Health and personal care stores	456	35.8	20
17.	624	Social assistance	435	32.4	20
18.	524	Insurance carriers and related activities	397	51.1	35
19.	515	Broadcasting (except Internet)	395	47.1	39
20.	622	Hospitals	395	29.7	21
21.	811	Repair and maintenance	363	37.0	20
22.	236	Construction of buildings	363	37.8	20
23.	453	Miscellaneous store retailers	344	29.6	20
24.	325	Chemical manufacturing	342	40.1	22
25.	442	Furniture and home furnishings stores	340	36.1	20
26.	441	Motor vehicle and parts dealers	335	27.2	20
27.	336	Transportation equipment manufacturing	321	39.7	22
28.	523	Securities, commodity contracts, and other financial investment and related activities	301	43.4	40
29.	238	Specialty trade contractors	299	38.8	20
30.	414	Personal and household goods merchant wholesalers	296	35.3	20
31.	417	Machinery, equipment and supplies merchant wholesalers	285	21.7	20

TOP HIRING SECTORS BY 4-DIGIT NAICS CODE

What sectors are hiring?

	NAICS CODE	4-DIGIT NAICS LABEL	POSTING COUNT ▾	AVERAGE POSTING LENGTH IN DAYS	MEDIAN POSTING DAYS IN LENGTH
1.	5613	Employment services	6,423	45.1	20
2.	7225	Full-service restaurants and limited-service eating places	1,360	37.3	20
3.	4841	General freight trucking	1,067	33.9	20
4.	4451	Grocery stores	783	41.8	35
5.	5221	Depository credit intermediation	772	38.2	24
6.	5511	Management of companies and enterprises	706	34.4	20
7.	4921	Couriers	546	39.4	20
8.	4481	Clothing stores	523	36.0	20
9.	4521	Department stores	493	37.3	28
10.	4441	Building material and supplies dealers	471	27.0	20
11.	4461	Health and personal care stores	456	35.8	20
12.	6233	Community care facilities for the elderly	450	33.1	20.5
13.	5413	Architectural, engineering and related services	409	43.1	23
14.	6211	Offices of physicians	401	28.9	20
15.	6221	General medical and surgical hospitals	395	29.7	21
16.	5152	Pay and specialty television	395	47.1	39
17.	7223	Special food services	390	35.8	20
18.	5418	Advertising, public relations, and related services	331	45.3	26
19.	5616	Investigation and security services	325	34.4	20
20.	8111	Automotive repair and maintenance	308	37.3	20
21.	5239	Other financial investment activities	297	43.5	40
22.	6117	Educational support services	293	13.4	4
23.	4931	Warehousing and storage	283	36.1	20
24.	7139	Other amusement and recreation industries	259	31.9	20
25.	3116	Meat product manufacturing	255	40.7	33
26.	5242	Agencies, brokerages and other insurance related activities	254	43.3	20
27.	6212	Offices of dentists	253	21.6	20
28.	5617	Services to buildings and dwellings	246	34.2	20
29.	4145	Pharmaceuticals, toiletries, cosmetics and sundries merchant wholesalers	245	36.6	20
30.	5416	Management, scientific and technical consulting services	241	41.6	20
31.	4411	Automobile dealers	237	27.3	20

TOP HIRING SECTORS BY 5-DIGIT NAICS CODE

What sectors are hiring?

	NAICS CODE	5-DIGIT NAICS LABEL	POSTING COUNT ▾	AVERAGE POSTING LENGTH IN DAYS	MEDIAN POSTING LENGTH IN DAYS
1.	56131	Employment placement agencies and executive search services	6,406	45.2	20
2.	72251	Full-service restaurants and limited-service eating places	1,360	37.3	20
3.	44511	Supermarkets and other grocery (except convenience) stores	765	42.1	36
4.	52211	Banking	751	37.9	24
5.	48411	General freight trucking, local	711	32.2	20
6.	55111	Management of companies and enterprises	706	34.4	20
7.	49211	Couriers	546	39.4	20
8.	45211	Department stores	493	37.3	28
9.	62331	Community care facilities for the elderly	450	33.1	20.5
10.	62111	Offices of physicians	401	28.9	20
11.	51521	Pay and specialty television	395	47.1	39
12.	62211	General medical and surgical hospitals	395	29.7	21
13.	48412	General freight trucking, long distance	356	37.0	20
14.	54133	Engineering services	341	45.2	26
15.	44411	Home centres	337	27.3	20
16.	61171	Educational support services	293	13.4	4
17.	56161	Investigation, guard and armoured car services	267	36.4	20
18.	52399	All other financial investment activities	259	43.7	40
19.	31161	Animal slaughtering and processing	255	40.7	33
20.	62121	Offices of dentists	253	21.6	20
21.	49311	General warehousing and storage	252	38.0	20
22.	72232	Caterers	244	41.7	22
23.	41451	Pharmaceuticals and pharmacy supplies merchant wholesalers	230	35.6	20
24.	44211	Furniture stores	229	35.5	20
25.	44314	Electronics and appliance stores	227	43.6	34.5
26.	72111	Hotels (except casino hotels) and motels	225	39.5	20
27.	44611	Pharmacies and drug stores	223	31.5	20
28.	44111	New car dealers	223	27.8	20
29.	81111	Automotive mechanical and electrical repair and maintenance	219	40.8	20
30.	54181	Advertising agencies	214	44.7	25
31.	52421	Insurance agencies and brokerages	214	47.1	20

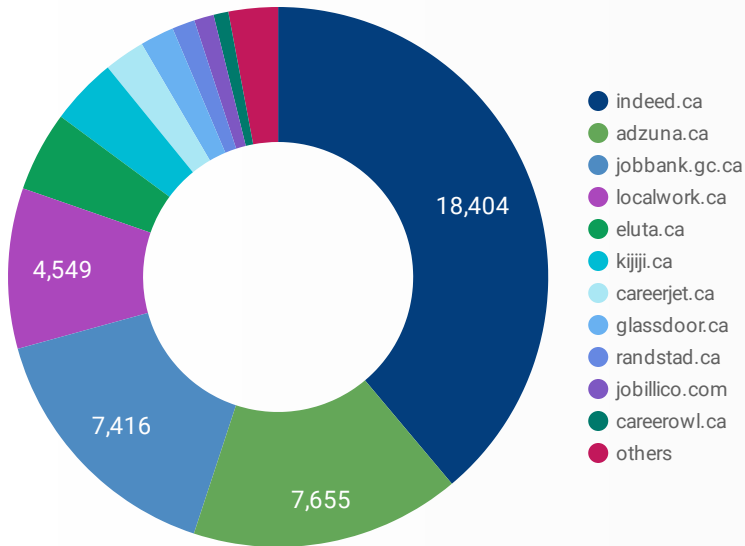
TOP HIRING SECTORS BY 6-DIGIT NAICS CODE

What sectors are hiring?

	NAICS CODE	6-DIGIT NAICS LABEL	POSTING COUNT ▾	AVG POSTING LENGTH IN DAYS	MEDIAN POSTING LENGTH IN DAYS
1.	561310	Employment placement agencies and executive search services	6,406	45.2	20
2.	445110	Supermarkets and other grocery (except convenience) stores	765	42.1	36
3.	722512	Limited-service eating places	727	34.3	20
4.	484110	General freight trucking, local	711	32.2	20
5.	551114	Head offices	678	33.1	20
6.	722511	Full-service restaurants	633	40.8	20
7.	492110	Couriers	546	39.4	20
8.	452110	Department stores	493	37.3	28
9.	522112	Corporate and institutional banking industry	490	36.0	21.5
10.	623310	Community care facilities for the elderly	450	33.1	20.5
11.	621110	Offices of physicians	401	28.9	20
12.	515210	Pay and specialty television	395	47.1	39
13.	622111	General (except paediatric) hospitals	394	29.8	21
14.	541330	Engineering services	341	45.2	26
15.	444110	Home centres	337	27.3	20
16.	611710	Educational support services	293	13.4	4
17.	522111	Personal and commercial banking industry	261	41.0	26
18.	523990	All other financial investment activities	259	43.7	40
19.	621210	Offices of dentists	253	21.6	20
20.	493110	General warehousing and storage	252	38.0	20
21.	722320	Caterers	244	41.7	22
22.	414510	Pharmaceuticals and pharmacy supplies merchant wholesalers	230	35.6	20
23.	442110	Furniture stores	229	35.5	20
24.	446110	Pharmacies and drug stores	223	31.5	20
25.	441110	New car dealers	223	27.8	20
26.	721111	Hotels	219	39.9	20
27.	561612	Security guard and patrol services	217	38.9	20
28.	524210	Insurance agencies and brokerages	214	47.1	20
29.	541810	Advertising agencies	214	44.7	25
30.	811111	General automotive repair	209	40.6	20
31.	541514	Computer systems design and related services (except video game design and development)	203	38.9	20

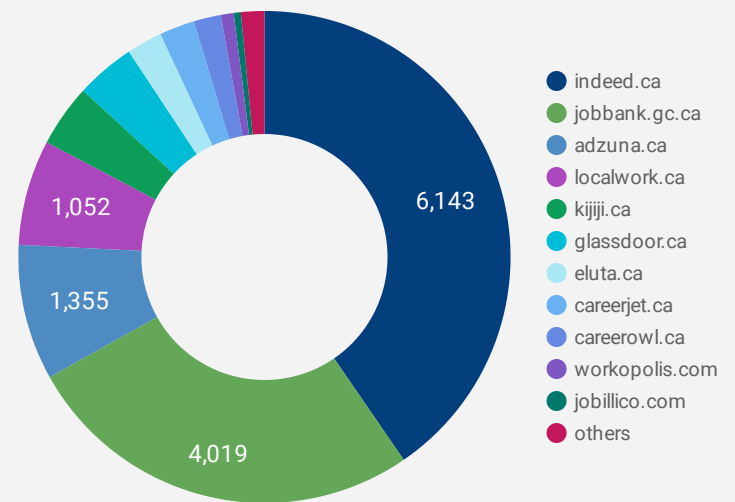
JOB POSTINGS BY JOB BOARD

What share of unique job postings appear on each job board?



COMPANIES BY JOB BOARD

What share of unique job postings appear on each job board?



JOB POSTING DETAILS BY JOB BOARD

How does job posting activity differ by job board?

	JOB BOARD	POSTING COUNT	AVG POSTING LENGTH IN DAYS	MEDIAN POSTING LENGTH IN DAYS	# OF COMPANIES
1.	indeed.ca	18,404	20	20	6,143
2.	adzuna.ca	7,655	52	59	1,355
3.	jobbank.gc.ca	7,416	49	31	4,019
4.	localwork.ca	4,549	87	92	1,052
5.	eluta.ca	2,272	20	20	355
6.	kijiji.ca	1,900	15	15	622
7.	careerjet.ca	1,155	36	35	353
8.	glassdoor.ca	964	24	24	593
9.	randstad.ca	646	74	90	1
10.	jobillico.com	557	27	16	71
11.	careerowl.ca	421	175	184	270
12.	careerarc.com	359	56	30	26
13.	network.applytoeducation.com	261	10	4	9
14.	rncareers.ca	200	15	8	40
15.	workopolis.com	138			130
16.	careerbuilder.ca	109	27	29	27
17.	retail.ca	52	16	12.5	16
18.	charityvillage.com	46	15	15	31