

JOB DEMAND REPORT

NOVEMBER 2022

HIGHLIGHTS

JOB POSTINGS BY THE NUMBERS

TOTAL POSTINGS	NEW THIS MONTH	COMPANIES	JOB BOARDS
53,000	25,468	13,306	36

OF DAYS POSTED

AVERAGE	MEDIAN
25.9	20

REPORT BUILDER

The default filter selection below will show all job demand data for the month. You can use the filters to create a customized report for the purpose of understanding a subset of the data.

OCCUPATION FILTERS

SKILL TYPE NAME / 1-DIGIT NOC	▼
MAJOR GROUP / 2-DIGIT NOC	▼
MINOR GROUP / 3-DIGIT NOC	▼
UNIT GROUP / 4-DIGIT NOC	▼
SKILL LEVEL	▼
JOB TYPE	▼
JOB DURATION	▼
ADDITIONAL LANGUAGE	▼
SPECIFIC JOB TAGS	▼

INDUSTRY/SECTOR FILTERS

HIRING SECTOR BY 2-DIGIT NAICS CODE	▼
HIRING SECTOR BY 3-DIGIT NAICS CODE	▼
HIRING SECTOR BY 4-DIGIT NAICS CODE	▼
HIRING SECTOR BY 5-DIGIT NAICS CODE	▼
HIRING SECTOR BY 6-DIGIT NAICS CODE	▼

OTHER FILTERS

MUNICIPALITY	▼
REGION	▼
JOB BOARD	▼

NOC = National Occupation Classification | NAICS = North American Industry Classification System

Page 1 of 20

Source:

Job posting data collected by the Peel Halton Workforce Development Group from job boards and employer websites that recruit candidates in Peel and Halton Regions.

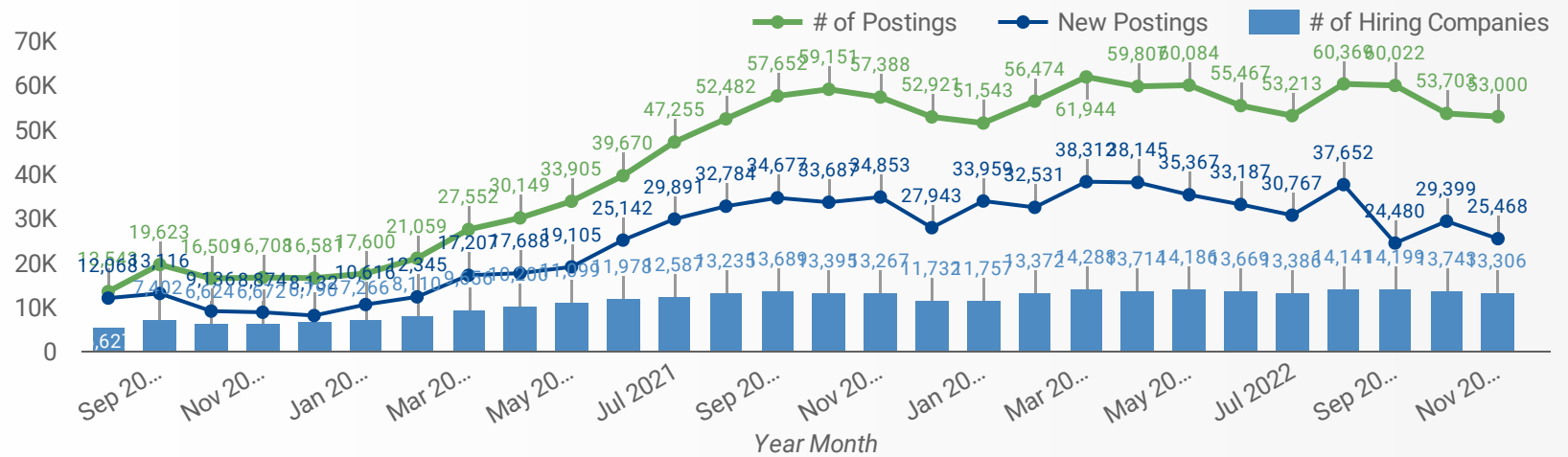


This Employment Ontario service is funded in part by the Government of Canada and the Government of Ontario.

Ce service Emploi Ontario est financé en partie par le gouvernement du Canada et le gouvernement de l'Ontario.

JOB POSTINGS BY MONTH FOR PEEL & HALTON REGIONS

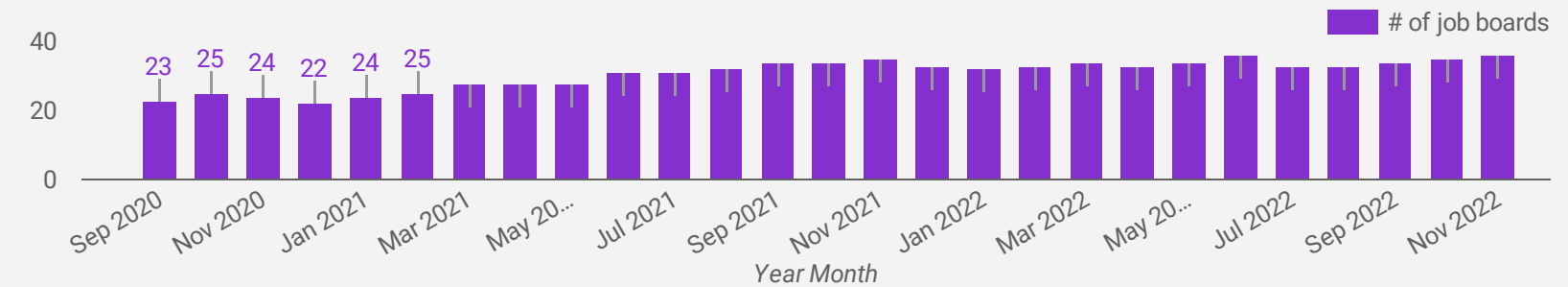
How many job postings were active for at least 1 day this month?



NOTE: This graph cannot be filtered using the controls on the cover page

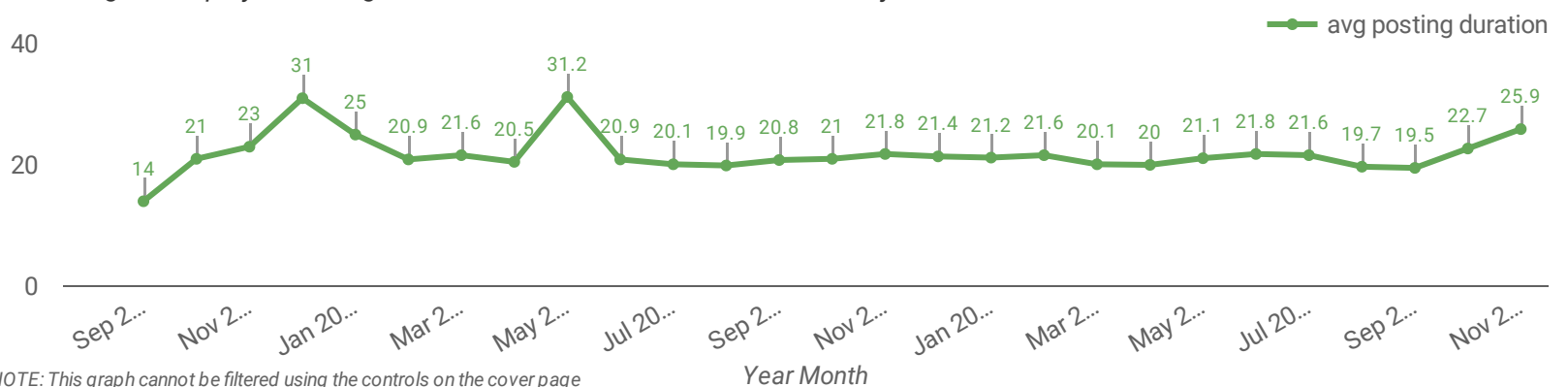
NUMBER OF ACTIVE JOB BOARDS

How many job postings were active for at least 1 day this month on these job boards?



AVERAGE POSTING LENGTH BY DAYS

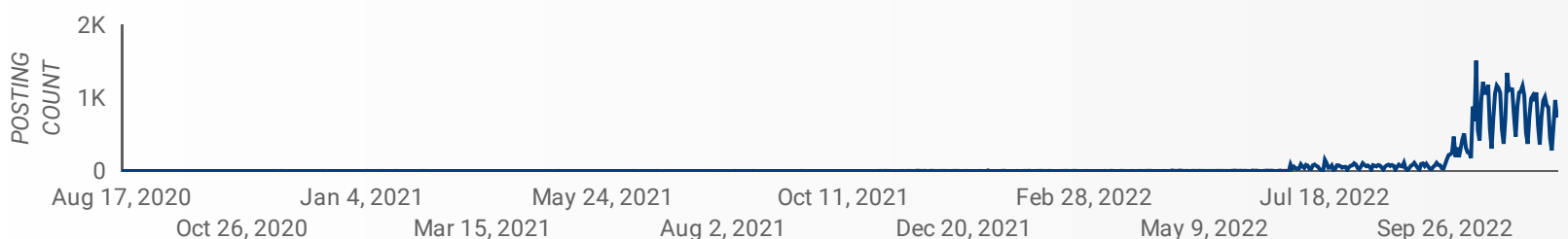
How long are employers having to recruit for to find candidates to fill their job vacancies?



NOTE: This graph cannot be filtered using the controls on the cover page

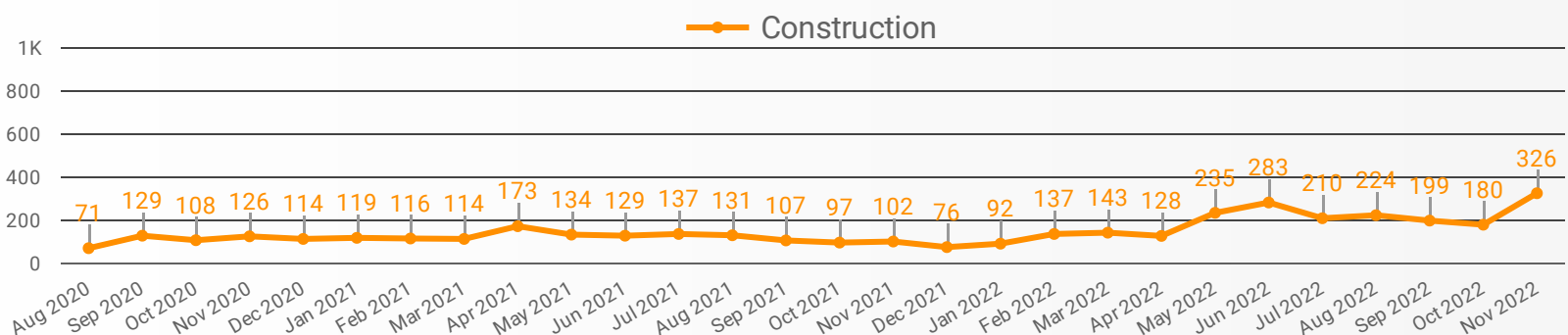
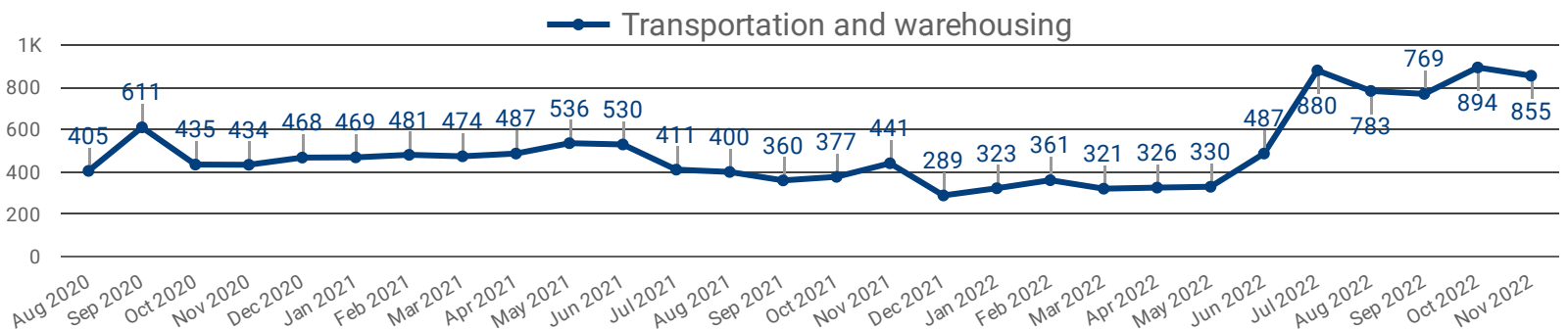
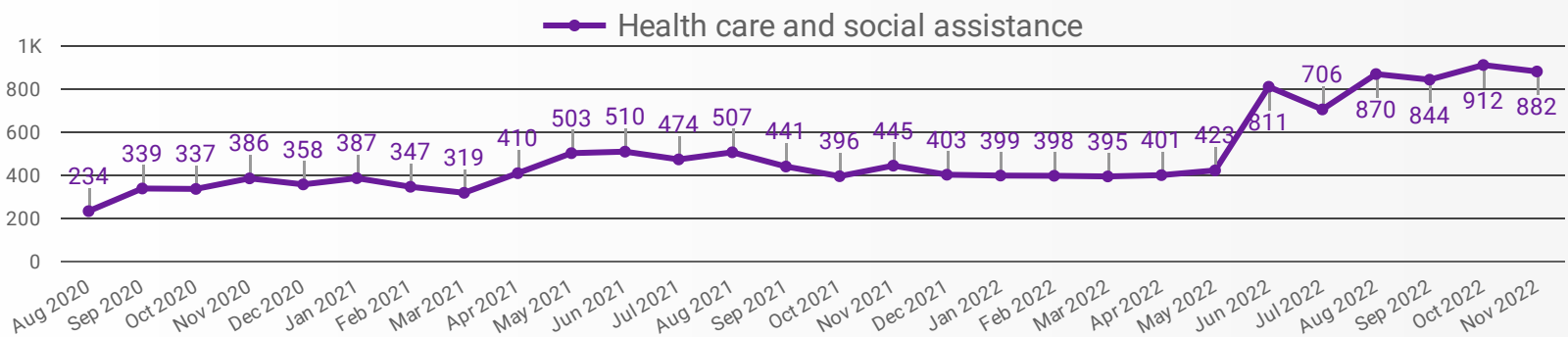
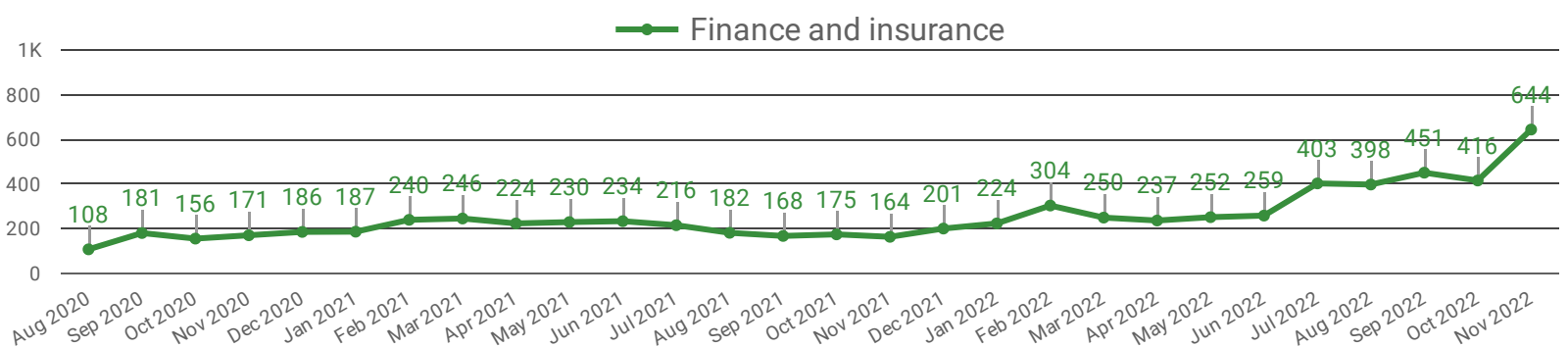
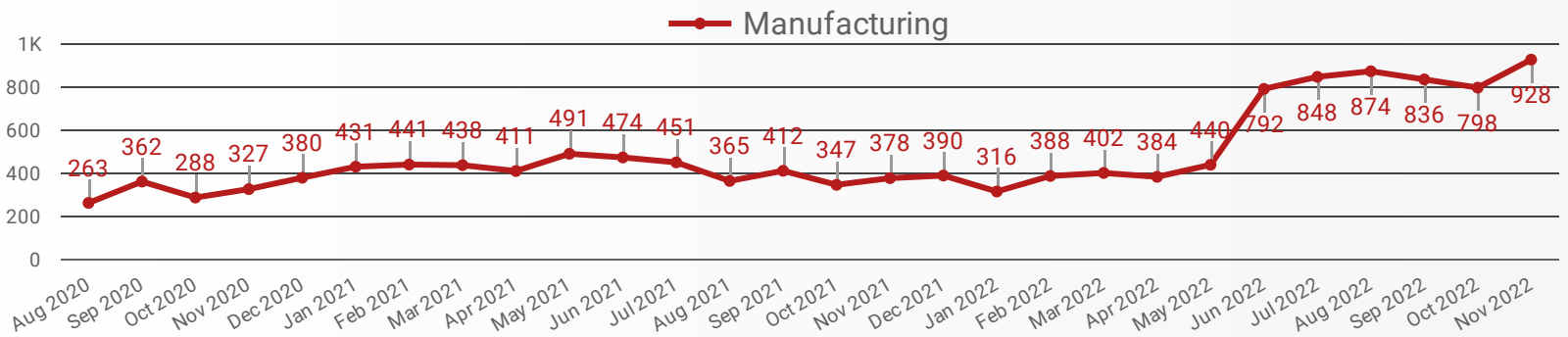
POST DATE TIMELINE FOR THIS MONTH'S ACTIVE JOB POSTINGS

How many job postings were active for at least 1 day this month?



DEMAND BY KEY SECTOR (PEEL & HALTON REGIONS)

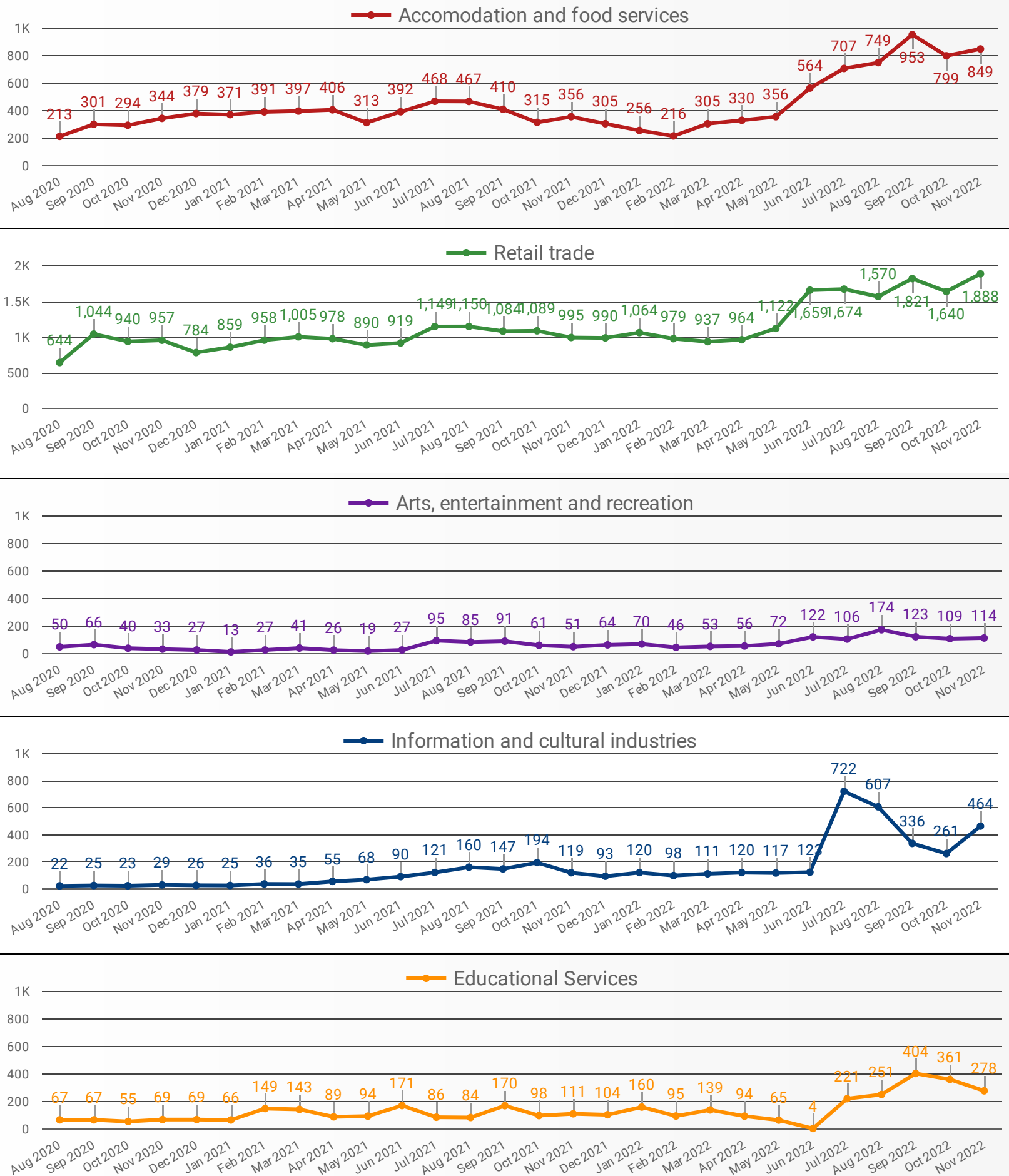
How many job postings were active for at least 1 day this month by sector?



NOTE: This graph cannot be filtered using the controls on the cover page

DEMAND BY IMPACTED SECTOR (PEEL & HALTON REGIONS)

How many job postings were active for at least 1 day this month by sector?



NOTE: This graph cannot be filtered using the controls on the cover page

JOB POSTINGS BY REGION

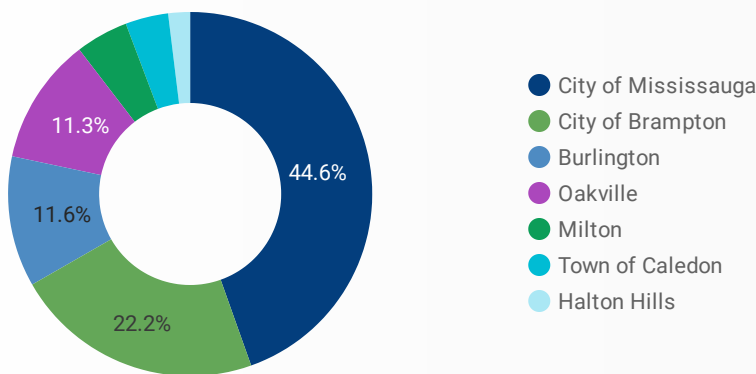
Where are job opportunities being offered?

	REGION	POSTING COUNT	AVG POSTING LENGTH IN DAYS	MEDIAN POSTING LENGTH IN DAYS
1.	Peel Region	37,134	27.0	20
2.	Halton Region	15,522	23.5	20

JOB POSTINGS BY MUNICIPALITY

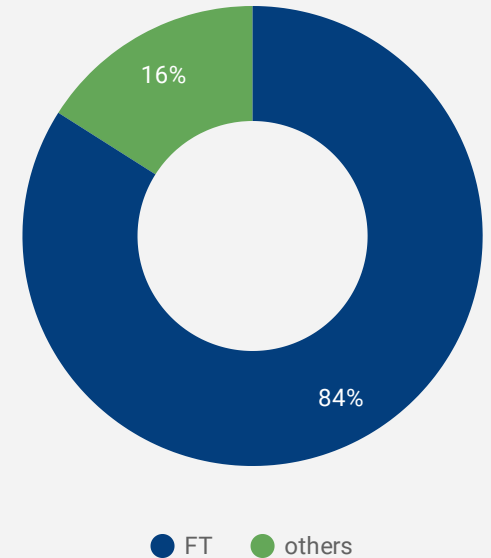
Where are job opportunities being offered?

	MUNICIPALITY	POSTING COUNT	AVG POSTING LENGTH IN DAYS	MEDIAN POSTING LENGTH IN DAYS
1.	City of Mississauga	23,464	27.3	20
2.	City of Brampton	11,664	26.1	20
3.	Burlington	6,116	23.0	20
4.	Oakville	5,924	23.2	20
5.	Milton	2,460	24.8	20
6.	Town of Caledon	2,006	28.5	20
7.	Halton Hills	1,022	25.7	20



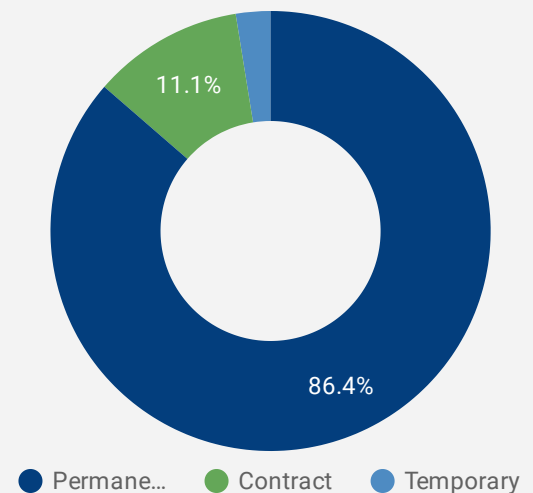
JOB TYPE

Full-time vs Part-time



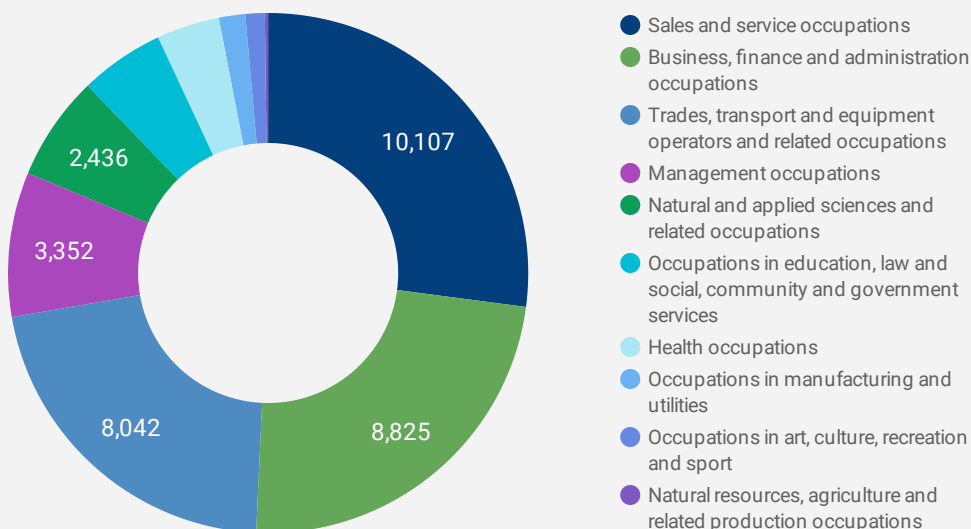
JOB DURATION

Permanency of jobs posted



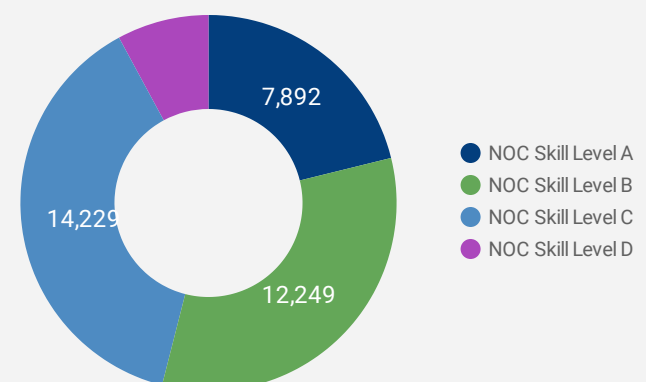
JOB POSTINGS BY JOB CATEGORY

What broad occupational category is being recruited?



JOB POSTS BY SKILL LEVEL

What education do occupations typically require?



Skill Level A = Usually University education | Skill Level B = Usually College education or Apprenticeship training | Skill Level C = Usually Secondary education or occupation-specific training | Skill Level D = Usually on-the-job training

TOP HIRING COMPANIES & AGENCIES

What companies are hiring?

	COMPANY	POSTINGS ▾	AVERAGE POSTING DURATION IN DAYS	MEDIAN POSTING DURATION IN DAYS
1.	Randstad Interim Inc.	913	52.4	35
2.	Michael Page CA	403	87.8	150
3.	Loblaw Companies Limited	384	21.5	20
4.	Robert Half Canada Inc.	329	80.5	35
5.	Halton Healthcare Services	322	14.5	20
6.	Trillium Health Partners	308	15.8	19
7.	Adecco Group	285	27.0	20
8.	AppleOne	279	19.2	20
9.	Aerotek	260	19.9	20
10.	Allegis Group	259	19.9	20
11.	Peel District School Board	243	12.2	6
12.	Walmart Canada	228	19.0	20
13.	Halton Healthcare	217	27.0	35
14.	UPS / United Parcel Service Canada Ltd.	191	20.0	20
15.	THE BEST CONNECTION INC.	181	42.3	20
16.	The Home Depot Canada	181	18.8	20
17.	ABL Employment	178	21.1	20
18.	UPS	168	44.8	35
19.	University of Toronto	160	13.5	14
20.	LAURENTIAN BANK OF CANADA	155	153.8	152
21.	Loblaw Companies	155	156.5	157
22.	Revera Inc.	153	20.0	20
23.	Charger Logistics Inc.	153	14.3	19
24.	ROGERS COMMUNICATIONS	153	30.3	20
25.	North American Staffing Services	148	19.9	20
26.	Express Employment Professionals	144	19.9	20
27.	The TJX Companies	144	27.9	29
28.	Halton Healthcare Services Corporation	138	null	null
29.	Royal Bank of Canada	132	14.8	15
30.	InVision Staffing	128	19.9	20
31.

TOP HOURLY WAGES IN JOB POSTINGS

What are employers willing to pay to find the perfect candidate?

of Minimum Wage Jobs
635

	JOB TITLE	COMPANY	LOCATION	HOURLY WAGE ▾
1.	Psychologist	Brookside Psychologists	Burlington	198 
2.	Lead Hand Shred Line - Am Shift	eCycle Solutions Inc	City of Mississauga	187 
3.	Pediatrician	Cawthra Health Centre Inc.	City of Mississauga	160 
4.	Chiropractor - Orangeville, On	Canadian Centre for Physiotherapy and Wellness	#N/A	150 
5.	Data Scientist	ReachWebExperts	City of Mississauga	120 
6.	Social Worker	The Therapy Centre	Oakville	114 
7.	Speech-language Pathologist	Speech Wonders Inc.	City of Brampton	110 
8.	Pathologist, Speech-language	Speech Associates	City of Brampton	100 
9.	Project Management - Contract - Hybrid	MaxSys Staffing & Consulting	City of Mississauga	100 
10.	Individual/couple/family Psychotherapist Position	Healing Roots Therapy	City of Mississauga	100 
11.	Human Resources Manager	Adecco Group	City of Mississauga	100 
12.	Psychotherapist - Child & Adolescent Specialist	Child Therapy Halton	Milton	100 
				1 - 100 / 12650 < >

TOP SALARIES IN JOB POSTINGS

What are employers willing to pay to find the perfect candidate?

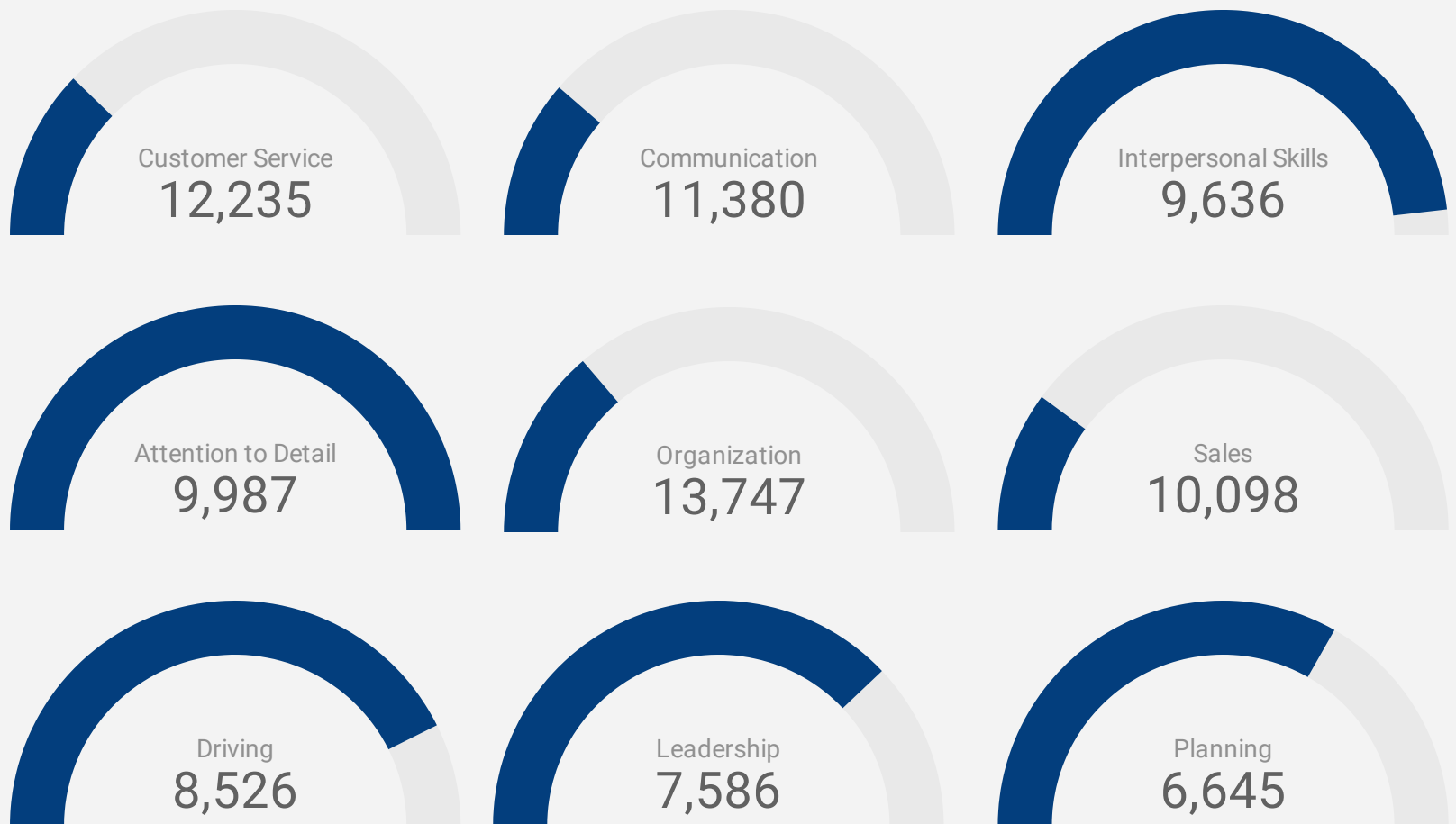
	JOB TITLE	COMPANY	LOCATION	ANNUAL SALARY ▾
1.	Family Physician	BGMC	City of Mississauga	350,000 
2.	General Dentist - Australia	My Family Dental Qld	City of Brampton	350,000 
3.	Regional Sales Representative	Ontario Smart Energy	City of Mississauga	350,000 
4.	Associate Dentist	Mavis Bristol Dental Care	City of Mississauga	318,588 
5.	Associate Dentist	West Burlington Dentistry	Burlington	318,518 
6.	Dentist	West Burlington Dentistry	Burlington	318,517.72 
7.	Associate Dentist	The Tooth Corner	City of Mississauga	311,812 
8.	Vice President - Vp Of Development	Michael Page CA	City of Mississauga	300,000 
9.	Outside Sales Advisor	Right Time Heating & Air Conditioning	City of Mississauga	300,000 
10.	Outside Sales Representative / No Cold Calling!	Renewal by Andersen	City of Mississauga	300,000 
11.	Receptionist/administrative	AZSURE Health & Rehab	Halton Hills	300,000 
				1 - 100 / 15002 < >

TOP IN-DEMAND SKILLS

How many times were these skills found in job postings?

ACTIVE JOB POSTINGS THIS MONTH

53,000

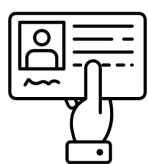


KEY JOB REQUIREMENTS

How often are these requirements desired in job postings?

ACTIVE JOB POSTINGS THIS MONTH

53,000



Driver's License

825



First Aid

1,450



Regular Access to a Vehicle

1,047



Criminal Record Check

2,146



Microsoft Office

4,149



Food Safety

980

JOB POSTINGS BY 4-DIGIT NOC, SKILL LEVEL, FREQUENCY & DURATION

What jobs are hard-to-fill and/or in-demand?

	4-DIGIT NOC CODE	4-DIGIT NOC LABEL	OCCUPATION'S SKILL LEVEL	POSTING COUNT	AVG POSTING LENGTH IN DAYS	MEDIAN POSTING LENGTH IN DAYS
1.	7452	Material handlers	NOC Skill Level C	2,918	24	20
2.	6421	Retail salespersons	NOC Skill Level C	2,478	23	20
3.	7511	Transport truck drivers	NOC Skill Level C	1,768	23	15
4.	1221	Administrative officers	NOC Skill Level B	1,269	33	20
5.	6552	Other customer and information services representatives	NOC Skill Level C	1,163	24	20
6.	1241	Administrative assistants	NOC Skill Level B	942	34	20
7.	6322	Cooks	NOC Skill Level B	914	31	20
8.	0621	Retail and wholesale trade managers	NOC Skill Level A	905	23	20
9.	6711	Food counter attendants, kitchen helpers and related support occupations	NOC Skill Level D	801	22	20
10.	1311	Accounting technicians and bookkeepers	NOC Skill Level B	538	48	20
11.	1215	Supervisors, supply chain, tracking and scheduling co-ordination occupations	NOC Skill Level B	517	26	20
12.	7514	Delivery and courier service drivers	NOC Skill Level C	500	21	20
13.	7321	Automotive service technicians, truck and bus mechanics and mechanical repairers	NOC Skill Level B	494	32	20
14.	4412	Home support workers, housekeepers and related occupations	NOC Skill Level C	492	24	20
15.	6622	Store shelf stockers, clerks and order fillers	NOC Skill Level D	474	24	20
16.	1521	Shippers and receivers	NOC Skill Level C	429	26	20
17.	6311	Food service supervisors	NOC Skill Level B	411	68	60
18.	1414	Receptionists	NOC Skill Level C	409	20	20
19.	1431	Accounting and related clerks	NOC Skill Level C	384	24	20
20.	6211	Retail sales supervisors	NOC Skill Level B	356	33	20
21.	6731	Light duty cleaners	NOC Skill Level D	344	25	20
22.	1122	Professional occupations in business management consulting	NOC Skill Level A	325	24	20
23.	1123	Professional occupations in advertising, marketing and public relations	NOC Skill Level A	322	26	20
24.	1111	Financial auditors and accountants	NOC Skill Level A	317	42	20
25.	6231	Insurance agents and brokers	NOC Skill Level B	314	29	20
26.	1223	Human resources and recruitment officers	NOC Skill Level B	299	28	20
27.	1114	Other financial officers	NOC Skill Level A	293	24	20
28.	0111	Financial managers	NOC Skill Level A	288	25	20

JOB POSTINGS BY 3-DIGIT NOC, SKILL LEVEL, FREQUENCY & DURATION

What jobs are hard to fill and/or in-demand?

	3-DIGIT NOC CODE	3-DIGIT NOC LABEL	OCCUPATION'S SKILL LEVEL	POSTING COUNT ▾	AVG POSTING LENGTH IN DAYS	MEDIAN POSTING LENGTH IN DAYS
1.	745	Longshore workers and material handlers	NOC Skill Level C	2,918	24	20
2.	642	Retail salespersons	NOC Skill Level C	2,478	23	20
3.	751	Motor vehicle and transit drivers	NOC Skill Level C	2,308	23	16
4.	122	Administrative and regulatory occupations	NOC Skill Level B	1,932	31	20
5.	655	Customer and information services representatives	NOC Skill Level C	1,169	24	20
6.	124	Office administrative assistants - general, legal and medical	NOC Skill Level B	1,141	32	20
7.	632	Chefs and cooks	NOC Skill Level B	1,084	30	20
8.	152	Supply chain logistics, tracking and scheduling co-ordination occupations	NOC Skill Level C	1,069	24	20
9.	217	Computer and information systems professionals	NOC Skill Level A	1,022	41	20
10.	062	Retail and wholesale trade managers	NOC Skill Level A	905	23	20
11.	111	Auditors, accountants and investment professionals	NOC Skill Level A	904	32	20
12.	112	Human resources and business service professionals	NOC Skill Level A	870	25	20
13.	671	Food counter attendants, kitchen helpers and related support occupations	NOC Skill Level D	801	22	20
14.	673	Cleaners	NOC Skill Level D	769	26	20
15.	121	Administrative services supervisors	NOC Skill Level B	736	27	20
16.	441	Home care providers and educational support occupations	NOC Skill Level C	693	26	20
17.	143	Financial, insurance and related administrative support workers	NOC Skill Level C	693	27	20
18.	131	Finance, insurance and related business administrative occupations	NOC Skill Level B	676	42	20
19.	141	General office workers	NOC Skill Level C	594	21	20
20.	421	Paraprofessional occupations in legal, social, community and education services	NOC Skill Level B	581	21	20
21.	662	Other sales support and related occupations	NOC Skill Level D	581	24	20
22.	732	Automotive service technicians	NOC Skill Level B	555	33	20
23.	011	Senior managers - construction, transportation, production and utilities	NOC Skill Level A	546	26	20
24.	631	Service supervisors	NOC Skill Level B	520	58	30
25.	321	Medical technologists and technicians (except dental health)	NOC Skill Level B	473	22	20
26.	651	Occupations in food and beverage service	NOC Skill Level C	442	21	20
27.	012	Senior managers - construction, transportation, production and utilities	NOC Skill Level A	413	35	20
28.	723	Machining, metal forming, shaping and erecting trades	NOC Skill Level B	396	32	20

JOB POSTINGS BY 2-DIGIT NOC, SKILL LEVEL, FREQUENCY & DURATION

What jobs are hard to fill and/or in-demand?

	2-DIGIT NOC CODE	2-DIGIT NOC LABEL	OCCUPATION'S SKILL LEVEL	POSTING COUNT ▾	AVG POSTING LENGTH IN DAYS	MEDIAN POSTING LENGTH IN DAYS
1.	12	Administrative and financial supervisors and administrative occupations	NOC Skill Level B	3,819	30	20
2.	74	Other installers, repairers and servicers and material handlers	NOC Skill Level C	2,975	24	20
3.	64	Sales representatives and salespersons - wholesale and retail trade	NOC Skill Level C	2,605	23	20
4.	75	Transport and heavy equipment operation and related maintenance occupations	NOC Skill Level C	2,501	23	19
5.	65	Service representatives and other customer and personal services occupations	NOC Skill Level C	2,132	23	20
6.	63	Service supervisors and specialized service occupations	NOC Skill Level B	1,933	36	20
7.	11	Professional occupations in business and finance	NOC Skill Level A	1,774	29	20
8.	67	Service support and other service occupations, n.e.c.	NOC Skill Level D	1,613	24	20
9.	21	Professional occupations in natural and applied sciences	NOC Skill Level A	1,549	36	20
10.	06	Middle management occupations in retail and wholesale trade and customer services	NOC Skill Level A	1,435	25	20
11.	14	Office support occupations	NOC Skill Level C	1,433	24	20
12.	72	Industrial, electrical and construction trades	NOC Skill Level B	1,221	36	20
13.	15	Distribution, tracking and scheduling co-ordination occupations	NOC Skill Level C	1,123	24	20
14.	73	Maintenance and equipment operation trades	NOC Skill Level B	1,012	35	20
15.	62	Retail sales supervisors and specialized sales occupations	NOC Skill Level B	999	29	20
16.	01	Senior managers - construction, transportation, production and utilities	NOC Skill Level A	964	30	20
17.	22	Technical occupations related to natural and applied sciences	NOC Skill Level B	887	27	20
18.	66	Sales support occupations	NOC Skill Level D	825	23	20
19.	32	Technical occupations in health	NOC Skill Level B	714	22	20
20.	44	Care providers and educational, legal and public protection support occupations	NOC Skill Level C	695	26	20
21.	13	Finance, insurance and related business administrative occupations	NOC Skill Level B	676	42	20
22.	42	Paraprofessional occupations in legal, social, community and education services	NOC Skill Level B	581	21	20
23.	41	Professional occupations in law and social, community and government services	NOC Skill Level A	539	26	20
24.	07	Managers in customer and personal services, n.e.c.	NOC Skill Level A	383	33	20
25.	76	Trades helpers, construction labourers and related occupations	NOC Skill Level D	333	33	20
26.	52	Technical occupations in art, culture, recreation and sport	NOC Skill Level B	333	23	20
27.	34	Assisting occupations in support of health services	NOC Skill Level C	326	22	20

MULTILINGUAL JOB POSTINGS BY THE NUMBERS

ACTIVE POSTINGS
5,734

NEW POSTINGS
2,991

COMPANIES
2,288

JOB LANGUAGES
13

OF DAYS POSTED

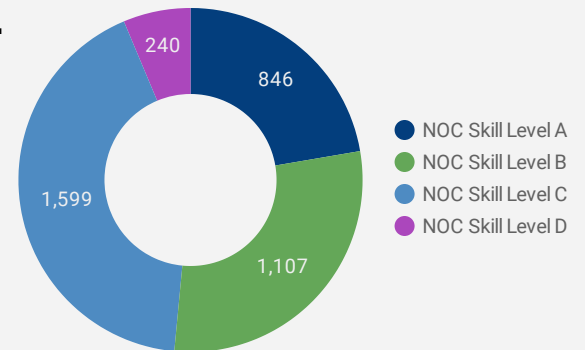
AVERAGE
22.8

MEDIAN
20

MULTILINGUAL JOB POSTINGS BY SKILL LEVEL

What language skills are employers looking for by occupational skill level?

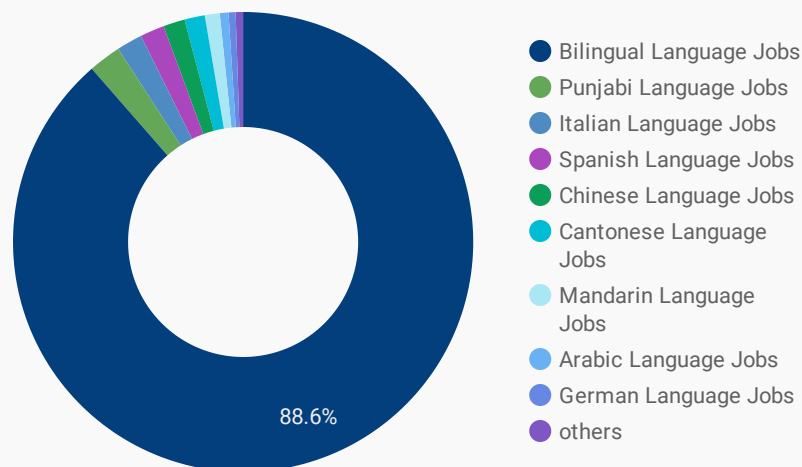
- 846** Skill Level A - Management/ Professional Occupations usually requiring University
- 1,107** Skill Level B - Usually college education or apprenticeship training
- 1,599** Skill Level C - Usually secondary education or occupation-specific training
- 240** Skill Level D - Usually on-the-job training



LANGUAGES	NOC Skill Level A	NOC Skill Level B	NOC Skill Level C	NOC Skill Level D
Bilingual Language Jobs	741	919	1,408	206
Italian Language Jobs	8	44	36	12
Punjabi Language Jobs	9	51	32	3
Spanish Language Jobs	14	34	32	2
Cantonese Language Jobs	8	17	40	4
Chinese Language Jobs	24	11	17	7
Mandarin Language Jobs	10	12	18	1

LANGUAGE SKILLS BREAKDOWN

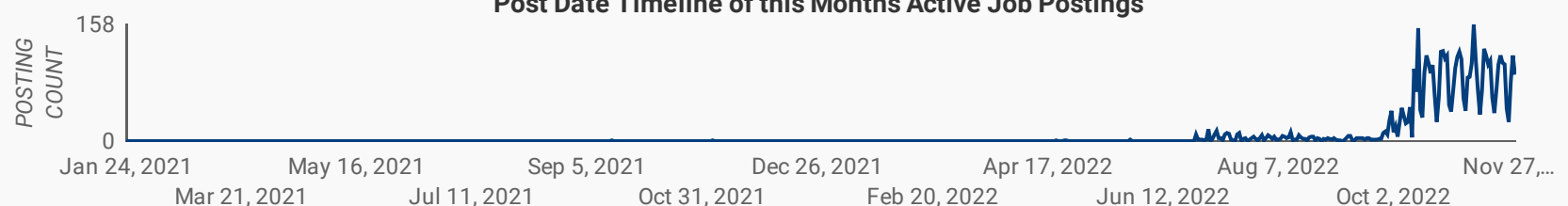
Which kinds of language skills do employers seek?



LANGUAGES	POSTING COUNT
1. Bilingual Language Jobs	5,061
2. Punjabi Language Jobs	116
3. Italian Language Jobs	114
4. Spanish Language Jobs	107
5. Cantonese Language Jobs	90
6. Chinese Language Jobs	89
7. Mandarin Language Jobs	57

1 - 13 / 13

Post Date Timeline of this Month's Active Job Postings



LANGUAGE SKILLS BEING RECRUITED BY JOB CATEGORY

What language skills are sought by 1-Digit NOC?

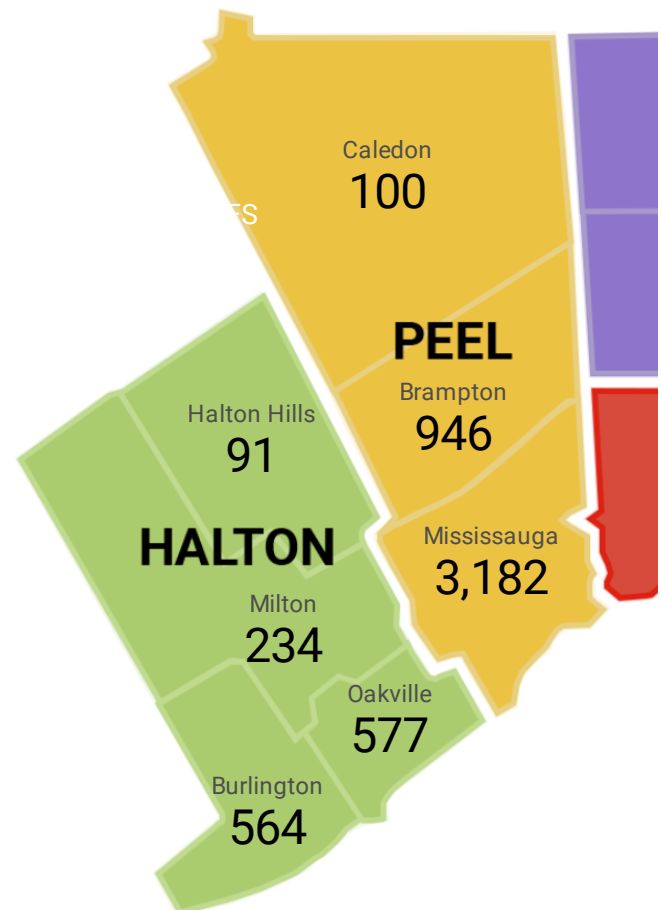
BROAD OCCUPATIONAL CATEGORY	French La...	Italian La...	Punjabi L...	Spanish ...	Cantones...	Chinese ...	Grand total
Business, finance and administration occu...	955	2	45	31	19	12	1,098
Health occupations	161		9	2	1	4	180
Management occupations	274	3	3	5	2	5	307
Natural and applied sciences and related o...	150		1	9		3	172
Natural resources, agriculture and related ...	4						4
Occupations in art, culture, recreation and ...	20		4		1	1	31
Occupations in education, law and social, ...	203	10	8	3	3	14	250
Occupations in manufacturing and utilities	43						44
Sales and service occupations	1,031	84	13	28	41	20	1,246
Trades, transport and equipment operator...	433	1	12	4	2		460
Grand total	3,274	100	95	82	69	59	3,792

MULTILINGUAL JOB POSTINGS BY MUNICIPALITY

What language skills are sought by 4-Digit NOC?

	MUNICIPALITY	JOB LANGUAGES ▼	AVG POSTING LENGTH IN DAYS	MEDIAN POSTING LENGTH IN DAYS
1.	City of Mississauga	3,182	27.3	20
2.	City of Brampton	946	26.1	20
3.	Oakville	577	23.2	20
4.	Burlington	564	23.0	20
5.	Milton	234	24.8	20
6.	Town of Caledon	100	28.5	20
7.	Halton Hills	91	25.7	20

	REGION	JOB LANGUAGES ▼	AVG POSTING LENGTH IN DAYS	MEDIAN POSTING LENGTH IN DAYS
1.	Peel Region	4,228	27.0	20
2.	Halton Region	1,466	23.5	20



LANGUAGE DEMAND BY JOB

What language skills are sought by 4-Digit NOC?

4 DIGIT NOC NAME	POSTINGS
1. Other customer and information service...	384
2. Retail salespersons	272
3. Material handlers	222
4. Administrative officers	148
5. Food counter attendants, kitchen helpers...	105
6. Administrative assistants	94
7. Cooks	90
8. Transport truck drivers	76
9. Retail and wholesale trade managers	73
10. Insurance agents and brokers	71
11. Professional occupations in advertising, ...	62
12. Accounting and related clerks	58
13. Supervisors, supply chain, tracking and s...	53
14. User support technicians	50
15. Receptionists	49
16. Human resources professionals	48
17. Medical administrative assistants	48
18. Human resources and recruitment officers	48
19. Home support workers, housekeepers an...	47
20. Business development officers and mark...	46
21. Professional occupations in business m...	46
22. Delivery and courier service drivers	44
23. Advertising, marketing and public relatio...	39
24. Other financial officers	39
25. Accounting technicians and bookkeepers	37
26. Shippers and receivers	35
27. Automotive service technicians, truck an...	34
28. Social and community service workers	33
29. Food and beverage servers	32
30. Other instructors	31
31. Store shelf stockers, clerks and order fill...	31
1 - 100 / 231	< >

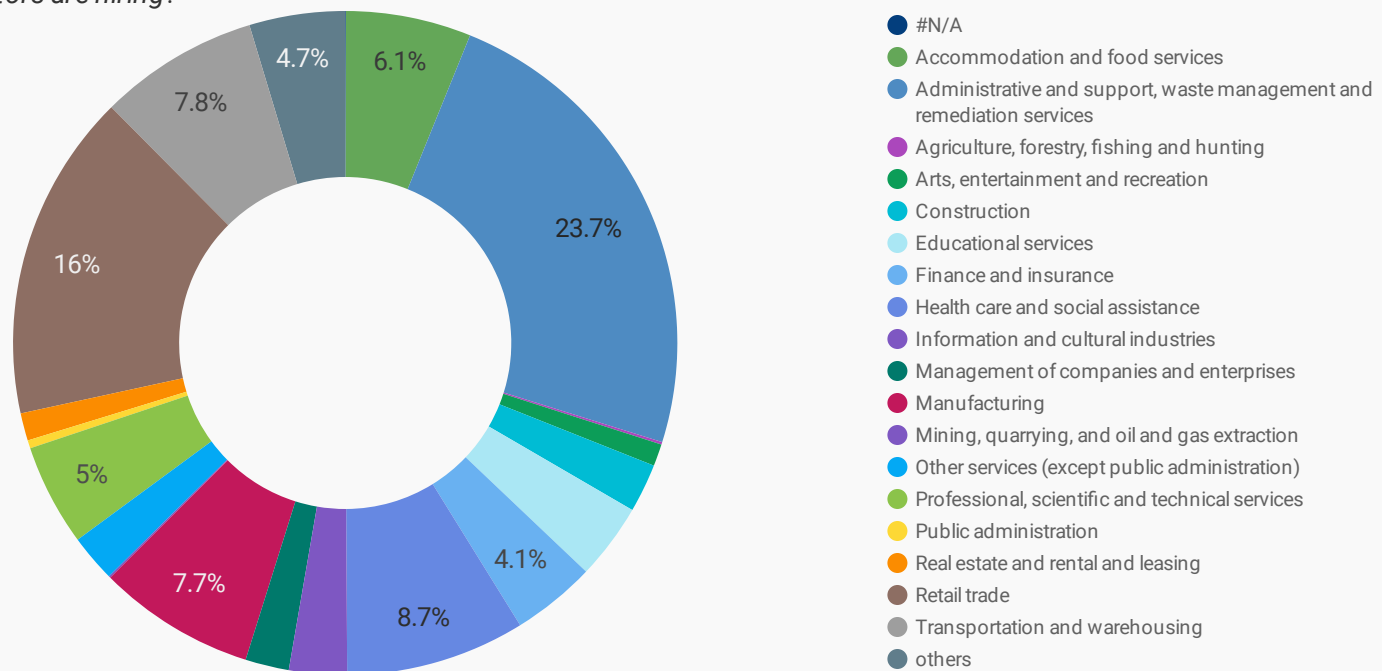
MULTILINGUAL HIRING EMPLOYERS

Which employers are seeking multilingual candidates?

COMPANY	POSTINGS
1. Trillium Health Partners	269
2. LAURENTIAN BANK OF CANADA	113
3. Royal Bank of Canada	48
4. Express Employment Professionals	47
5. Liquor Control Board of Ontario	47
6. Bell	41
7. BANQUE LAURENTIENNE DU CANADA	41
8. FEDEX	40
9. Btrust International Trading Inc.	37
10. Robert Half Canada Inc.	35
11. Kijiji Jobs	34
12. Desjardins	34
13. CANON CANADA INC.	33
14. myGwork	30
15. FedEx Express Canada	27
16. Triple M Metal	27
17. McKesson Canada Corporation	26
18. BilingualOne	25
19. Peel District School Board	25
20. Pomerleau	24
21. RBC	23
22. FedEx Ground	22
23. STAFF PLUS	22
24. ERINOAKKIDS CENTRE FOR TREATMENT AND DEVELOPMENT	22
25. Kelly Services, Inc.	22
26. Your Talent Consultancy	21
27. Bell Canada	21
1 - 50 / 2290	< >

TOP HIRING SECTORS BY 2-DIGIT NAICS CODE

What sectors are hiring?



	NAICS CODE	2-DIGIT NAICS LABEL	POSTING COUNT	AVG POSTING LENGTH IN DAYS	MEDIAN POSTING LENGTH IN DAYS
1.	56	Administrative and support, waste management and remediation services	8,341	27.6	20
2.	44-45	Retail trade	5,235	21.1	20
3.	62	Health care and social assistance	2,723	21.8	20
4.	48-49	Transportation and warehousing	2,554	25.8	20
5.	31-33	Manufacturing	2,526	24.7	20
6.	72	Accommodation and food services	2,130	28.3	20
7.	54	Professional, scientific and technical services	1,668	27.8	20
8.	41	Wholesale trade	1,489	24.1	20
9.	52	Finance and insurance	1,450	26.0	20
10.	61	Educational services	1,073	17.6	20
11.	51	Information and cultural industries	1,024	24.6	20
12.	81	Other services (except public administration)	835	25.9	20
13.	23	Construction	823	26.9	20
14.	55	Management of companies and enterprises	761	21.5	20
15.	53	Real estate and rental and leasing	460	25.6	20
16.	71	Arts, entertainment and recreation	348	20.1	20
17.	91	Public administration	146	32.3	20
18.	22	Utilities	104	22.4	20
19.	11	Agriculture, forestry, fishing and hunting	36	25.2	20
20.	21	Mining, quarrying, and oil and gas extraction	24	19.8	20

NOTE: NAICS code 56 includes Employment Agencies. Manufacturing includes codes 31-33, Retail Trade includes codes 44-45 and Transportation and Warehousing includes codes 48-49.

TOP HIRING SECTORS BY 3-DIGIT NAICS CODE

What sectors are hiring?

	NAICS CODE	3-DIGIT NAICS LABEL	POSTING COUNT ▾	AVERAGE POSTING LENGTH IN DAYS	MEDIAN POSTING LENGTH IN DAYS
1.	561	Administrative and support services	8,200	27.7	20
2.	722	Food services and drinking places	1,871	28.5	20
3.	541	Professional, scientific and technical services	1,668	27.8	20
4.	621	Ambulatory health care services	1,295	22.4	20
5.	611	Educational services	1,073	17.6	20
6.	445	Food and beverage stores	1,025	22.8	20
7.	484	Truck transportation	1,020	27.7	20
8.	448	Clothing and clothing accessories stores	808	20.4	20
9.	522	Credit intermediation and related activities	796	22.1	20
10.	492	Couriers and messengers	773	26.6	20
11.	551	Management of companies and enterprises	761	21.5	20
12.	623	Nursing and residential care facilities	687	20.8	20
13.	311	Food manufacturing	619	23.0	20
14.	452	General merchandise stores	579	17.4	20
15.	446	Health and personal care stores	534	21.0	20
16.	444	Building material and garden equipment and supplies dealers	532	19.8	20
17.	441	Motor vehicle and parts dealers	505	21.4	20
18.	624	Social assistance	441	22.7	20
19.	453	Miscellaneous store retailers	433	19.9	20
20.	515	Broadcasting (except Internet)	403	25.5	20
21.	524	Insurance carriers and related activities	388	33.5	20
22.	811	Repair and maintenance	384	24.5	20
23.	442	Furniture and home furnishings stores	375	21.1	20
24.	493	Warehousing and storage	369	21.0	20
25.	236	Construction of buildings	353	28.0	20
26.	238	Specialty trade contractors	351	27.5	20
27.	325	Chemical manufacturing	351	22.4	20
28.	713	Amusement, gambling and recreation industries	335	20.0	20
29.	336	Transportation equipment manufacturing	330	24.7	20
30.	414	Personal and household goods merchant wholesalers	329	21.2	20
31.	417	Machinery, equipment and supplies merchant wholesalers	309	25.2	20

TOP HIRING SECTORS BY 4-DIGIT NAICS CODE

What sectors are hiring?

	NAICS CODE	4-DIGIT NAICS LABEL	POSTING COUNT ▾	AVERAGE POSTING LENGTH IN DAYS	MEDIAN POSTING DAYS IN LENGTH
1.	5613	Employment services	7,365	28.2	20
2.	7225	Full-service restaurants and limited-service eating places	1,458	29.3	20
3.	4841	General freight trucking	932	25.4	20
4.	4451	Grocery stores	837	23.6	20
5.	4921	Couriers	761	26.3	20
6.	5511	Management of companies and enterprises	761	21.5	20
7.	5221	Depository credit intermediation	709	22.5	20
8.	4481	Clothing stores	677	20.4	20
9.	4461	Health and personal care stores	534	21.0	20
10.	4521	Department stores	529	17.0	20
11.	4441	Building material and supplies dealers	529	19.8	20
12.	6233	Community care facilities for the elderly	443	21.8	20
13.	5413	Architectural, engineering and related services	414	29.6	20
14.	5152	Pay and specialty television	402	25.6	20
15.	7223	Special food services	384	25.9	20
16.	4411	Automobile dealers	369	21.4	20
17.	4931	Warehousing and storage	369	21.0	20
18.	5616	Investigation and security services	346	24.4	20
19.	5418	Advertising, public relations, and related services	346	28.1	20
20.	6117	Educational support services	341	12.4	6
21.	8111	Automotive repair and maintenance	309	23.7	20
22.	7139	Other amusement and recreation industries	305	20.3	20
23.	6221	General medical and surgical hospitals	300	18.7	20
24.	6211	Offices of physicians	289	24.4	20
25.	6212	Offices of dentists	284	20.6	20
26.	5617	Services to buildings and dwellings	267	22.9	20
27.	4431	Electronics and appliance stores	263	25.8	20
28.	4145	Pharmaceuticals, toiletries, cosmetics and sundries merchant wholesalers	262	20.9	20
29.	3116	Meat product manufacturing	261	23.5	20
30.	7211	Traveller accommodation	259	27.4	20
31.	5239	Other financial investment activities	258	27.5	20

TOP HIRING SECTORS BY 5-DIGIT NAICS CODE

What sectors are hiring?

	NAICS CODE	5-DIGIT NAICS LABEL	POSTING COUNT ▾	AVERAGE POSTING LENGTH IN DAYS	MEDIAN POSTING LENGTH IN DAYS
1.	56131	Employment placement agencies and executive search services	7,339	28.3	20
2.	72251	Full-service restaurants and limited-service eating places	1,458	29.3	20
3.	44511	Supermarkets and other grocery (except convenience) stores	815	23.7	20
4.	49211	Couriers	761	26.3	20
5.	55111	Management of companies and enterprises	761	21.5	20
6.	52211	Banking	686	22.1	20
7.	45211	Department stores	529	17.0	20
8.	48411	General freight trucking, local	514	24.2	20
9.	62331	Community care facilities for the elderly	443	21.8	20
10.	48412	General freight trucking, long distance	418	27.1	20
11.	44411	Home centres	411	19.4	20
12.	51521	Pay and specialty television	402	25.6	20
13.	44111	New car dealers	343	21.6	20
14.	61171	Educational support services	341	12.4	6
15.	49311	General warehousing and storage	333	21.3	20
16.	54133	Engineering services	326	31.2	20
17.	62211	General medical and surgical hospitals	300	18.7	20
18.	62111	Offices of physicians	289	24.4	20
19.	62121	Offices of dentists	284	20.6	20
20.	56161	Investigation, guard and armoured car services	278	25.8	20
21.	44314	Electronics and appliance stores	263	25.8	20
22.	31161	Animal slaughtering and processing	261	23.5	20
23.	72111	Hotels (except casino hotels) and motels	259	27.4	20
24.	72232	Caterers	241	29.0	20
25.	44611	Pharmacies and drug stores	239	20.6	20
26.	41451	Pharmaceuticals and pharmacy supplies merchant wholesalers	238	20.9	20
27.	71394	Fitness and recreational sports centres	237	20.5	20
28.	44819	Other clothing stores	234	20.7	20
29.	44211	Furniture stores	231	22.3	20
30.	62311	Nursing care facilities	226	19.8	20
31.	54181	Advertising agencies	226	28.0	20

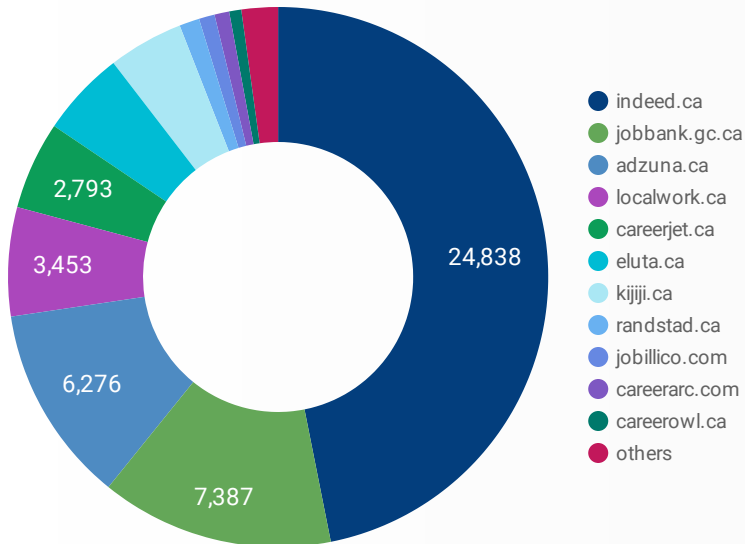
TOP HIRING SECTORS BY 6-DIGIT NAICS CODE

What sectors are hiring?

	NAICS CODE	6-DIGIT NAICS LABEL	POSTING COUNT ▾	AVG POSTING LENGTH IN DAYS	MEDIAN POSTING LENGTH IN DAYS
1.	561310	Employment placement agencies and executive search services	7,339	28.3	20
2.	445110	Supermarkets and other grocery (except convenience) stores	815	23.7	20
3.	722512	Limited-service eating places	791	28.4	20
4.	492110	Couriers	761	26.3	20
5.	551114	Head offices	729	21.5	20
6.	722511	Full-service restaurants	667	30.5	20
7.	452110	Department stores	529	17.0	20
8.	484110	General freight trucking, local	514	24.2	20
9.	522112	Corporate and institutional banking industry	479	19.6	20
10.	623310	Community care facilities for the elderly	443	21.8	20
11.	444110	Home centres	411	19.4	20
12.	515210	Pay and specialty television	402	25.6	20
13.	441110	New car dealers	343	21.6	20
14.	611710	Educational support services	341	12.4	6
15.	493110	General warehousing and storage	333	21.3	20
16.	541330	Engineering services	326	31.2	20
17.	622111	General (except paediatric) hospitals	299	18.7	20
18.	621110	Offices of physicians	289	24.4	20
19.	621210	Offices of dentists	284	20.6	20
20.	721111	Hotels	254	27.6	20
21.	722320	Caterers	241	29.0	20
22.	446110	Pharmacies and drug stores	239	20.6	20
23.	414510	Pharmaceuticals and pharmacy supplies merchant wholesalers	238	20.9	20
24.	713940	Fitness and recreational sports centres	237	20.5	20
25.	448199	All other clothing stores	234	20.7	20
26.	442110	Furniture stores	231	22.3	20
27.	561612	Security guard and patrol services	229	27.1	20
28.	541810	Advertising agencies	226	28.0	20
29.	623110	Nursing care facilities	226	19.8	20
30.	484121	General freight trucking, long distance, truck-load	225	30.5	20
31.	511211	Software publishers (except video game publishers)	225	25.4	20

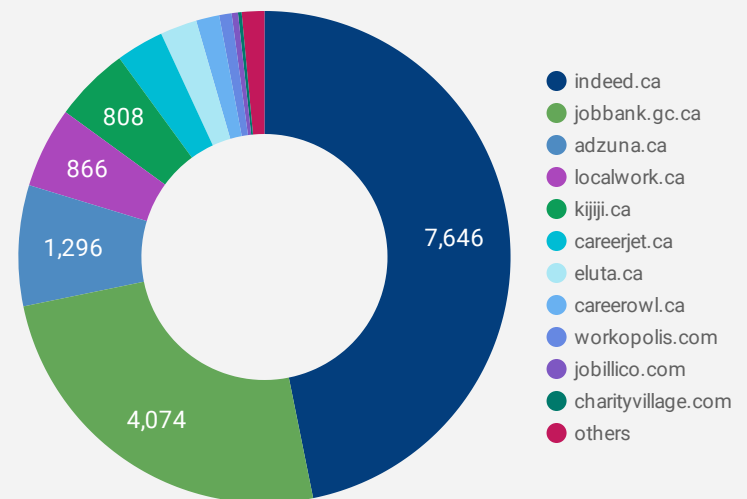
JOB POSTINGS BY JOB BOARD

What share of unique job postings appear on each job board?



COMPANIES BY JOB BOARD

What share of unique job postings appear on each job board?



JOB POSTING DETAILS BY JOB BOARD

How does job posting activity differ by job board?

	JOB BOARD	POSTING COUNT	AVG POSTING LENGTH IN DAYS	MEDIAN POSTING LENGTH IN DAYS	# OF COMPANIES
1.	indeed.ca	24,838	20	20	7,646
2.	jobbank.gc.ca	7,387	46	30	4,074
3.	adzuna.ca	6,276	32	30	1,296
4.	localwork.ca	3,453	151	155	866
5.	careerjet.ca	2,793	22	22	512
6.	eluta.ca	2,714	20	20	395
7.	kijiji.ca	2,386	15	15	808
8.	randstad.ca	639	72	90	1
9.	jobillico.com	499	27	17	68
10.	careerarc.com	468	46	30.5	29
11.	careerowl.ca	383	180	166.5	249
12.	network.applytoeducation.com	254	6	4	8
13.	rncareers.ca	178	19	10	39
14.	careerbuilder.ca	174	21	27	34
15.	workopolis.com	141	25	24	133
16.	retail.ca	65	19	13.5	17
17.	charityvillage.com	55	15	15	39
18.	careersinfood.com	43	24	10	8