

JOB DEMAND REPORT

OCTOBER 2022

HIGHLIGHTS

JOB POSTINGS BY THE NUMBERS

TOTAL POSTINGS	NEW THIS MONTH	COMPANIES	JOB BOARDS
53,703	29,399	13,743	35

OF DAYS POSTED

AVERAGE	MEDIAN
22.7	20

REPORT BUILDER

The default filter selection below will show all job demand data for the month. You can use the filters to create a customized report for the purpose of understanding a subset of the data.

OCCUPATION FILTERS

SKILL TYPE NAME / 1-DIGIT NOC	▼
MAJOR GROUP / 2-DIGIT NOC	▼
MINOR GROUP / 3-DIGIT NOC	▼
UNIT GROUP / 4-DIGIT NOC	▼
SKILL LEVEL	▼
JOB TYPE	▼
JOB DURATION	▼
ADDITIONAL LANGUAGE	▼
SPECIFIC JOB TAGS	▼

INDUSTRY/SECTOR FILTERS

HIRING SECTOR BY 2-DIGIT NAICS CODE	▼
HIRING SECTOR BY 3-DIGIT NAICS CODE	▼
HIRING SECTOR BY 4-DIGIT NAICS CODE	▼
HIRING SECTOR BY 5-DIGIT NAICS CODE	▼
HIRING SECTOR BY 6-DIGIT NAICS CODE	▼

OTHER FILTERS

MUNICIPALITY	▼
REGION	▼
JOB BOARD	▼

NOC = National Occupation Classification | NAICS = North American Industry Classification System

Page 1 of 20

Source:

Job posting data collected by the Peel Halton Workforce Development Group from job boards and employer websites that recruit candidates in Peel and Halton Regions.

Canada 

EMPLOYMENT ONTARIO  EMPLOI ONTARIO

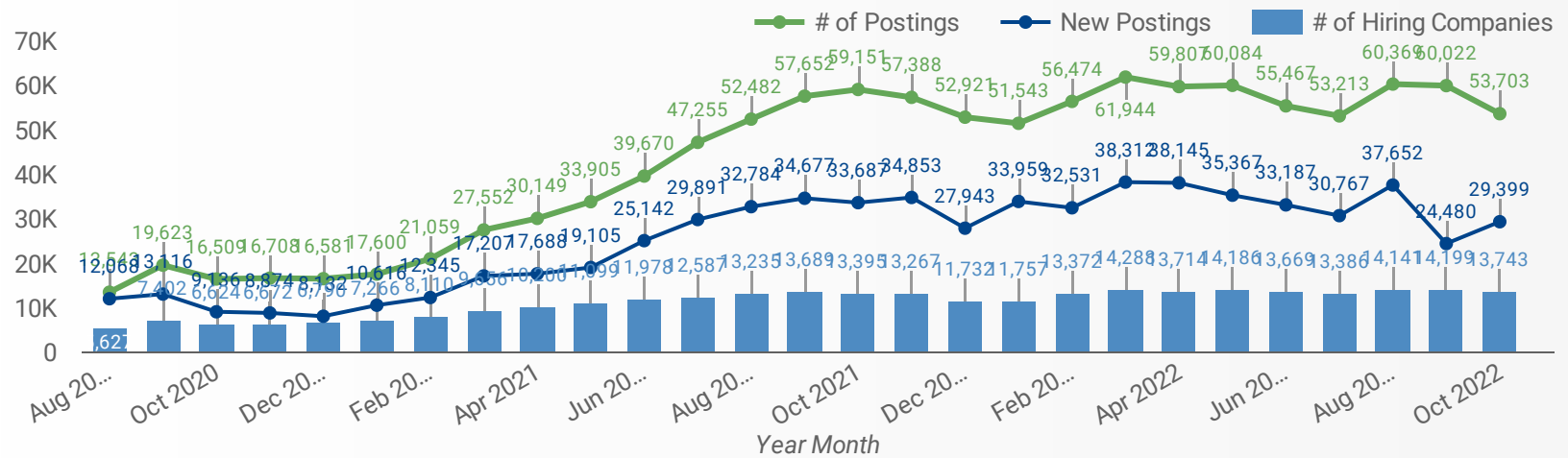
Ontario 

This Employment Ontario service is funded in part by the Government of Canada and the Government of Ontario.

Ce service Emploi Ontario est financé en partie par le gouvernement du Canada et le gouvernement de l'Ontario.

JOB POSTINGS BY MONTH FOR PEEL & HALTON REGIONS

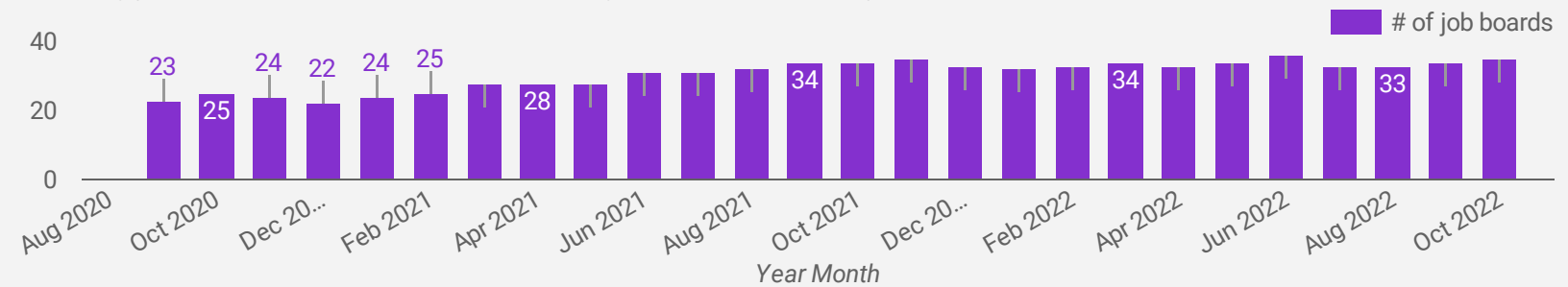
How many job postings were active for at least 1 day this month?



NOTE: This graph cannot be filtered using the controls on the cover page

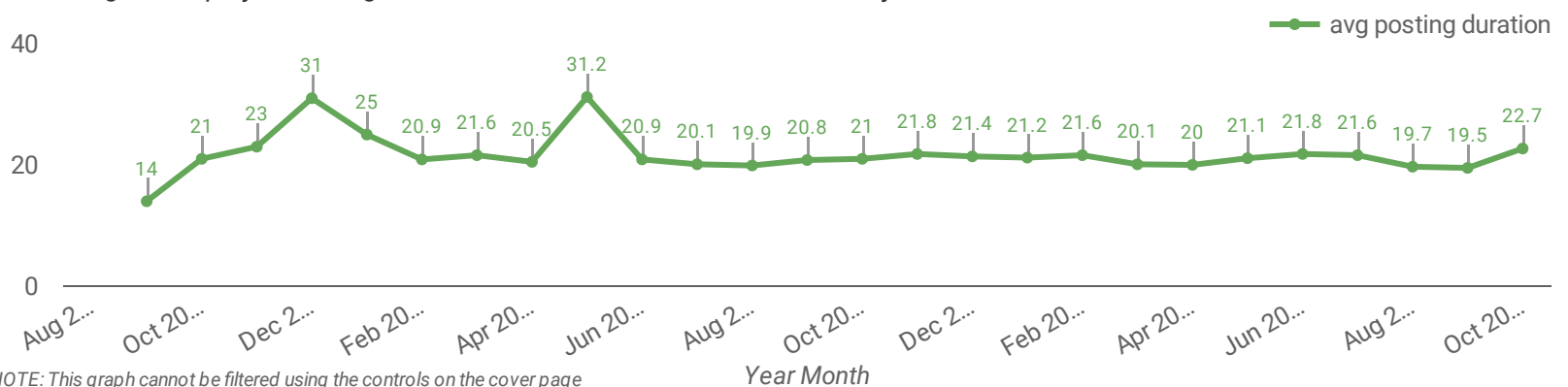
NUMBER OF ACTIVE JOB BOARDS

How many job postings were active for at least 1 day this month on these job boards?



AVERAGE POSTING LENGTH BY DAYS

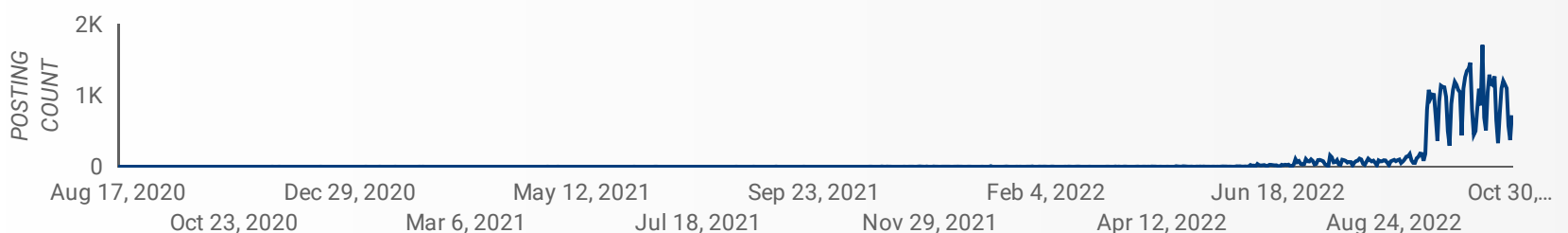
How long are employers having to recruit for to find candidates to fill their job vacancies?



NOTE: This graph cannot be filtered using the controls on the cover page

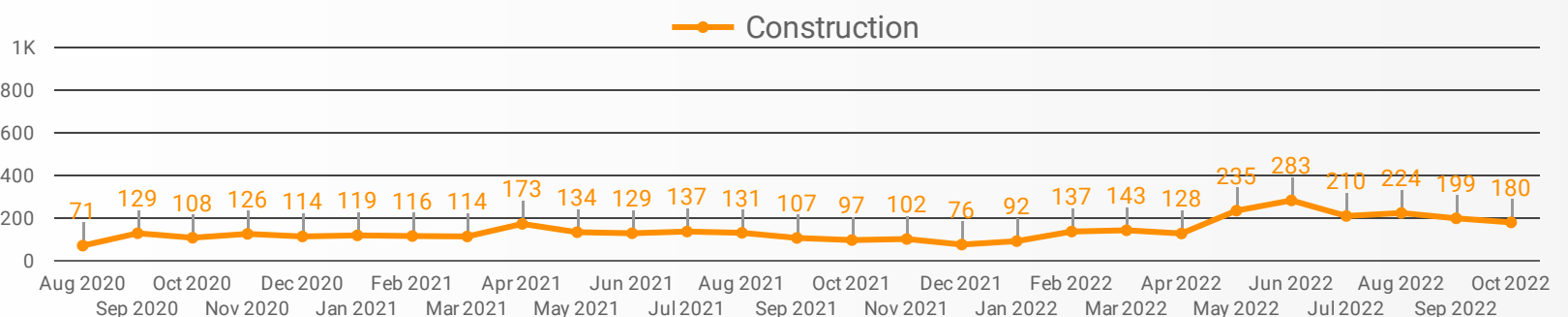
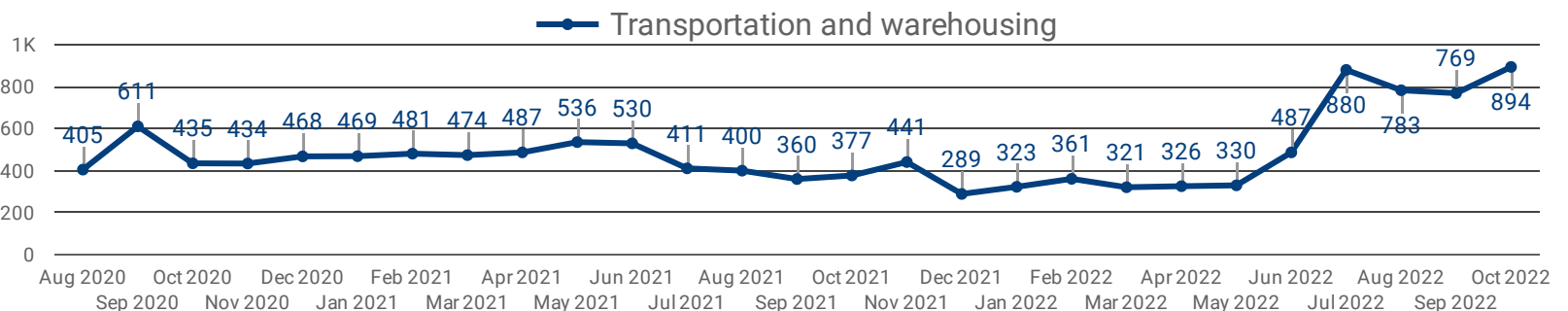
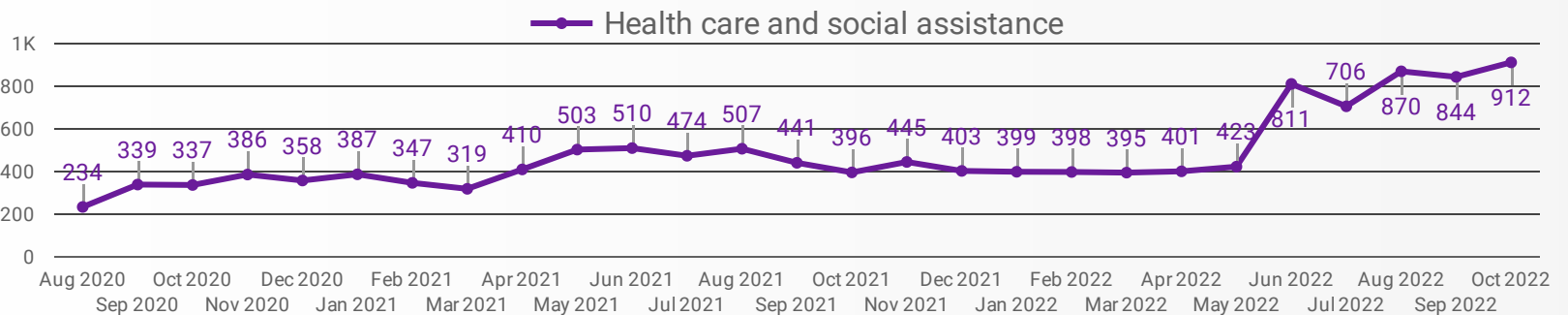
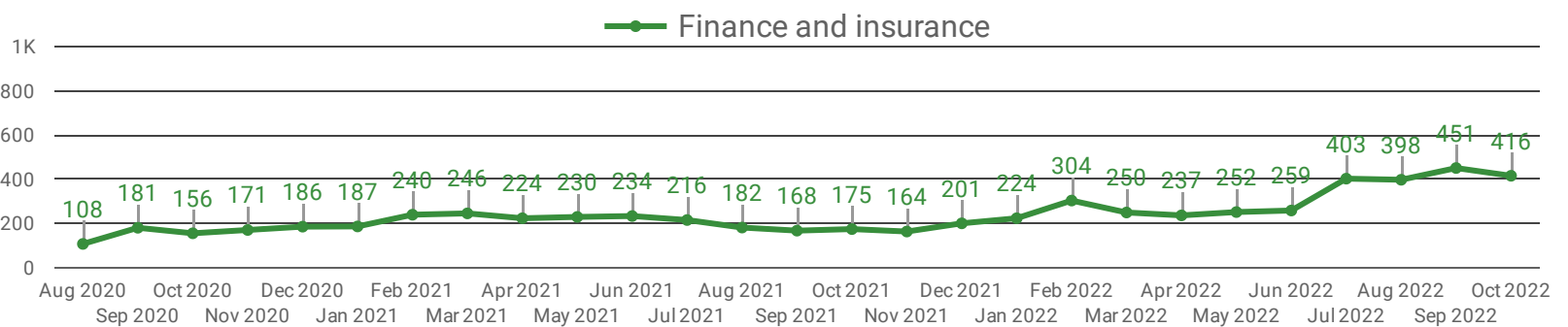
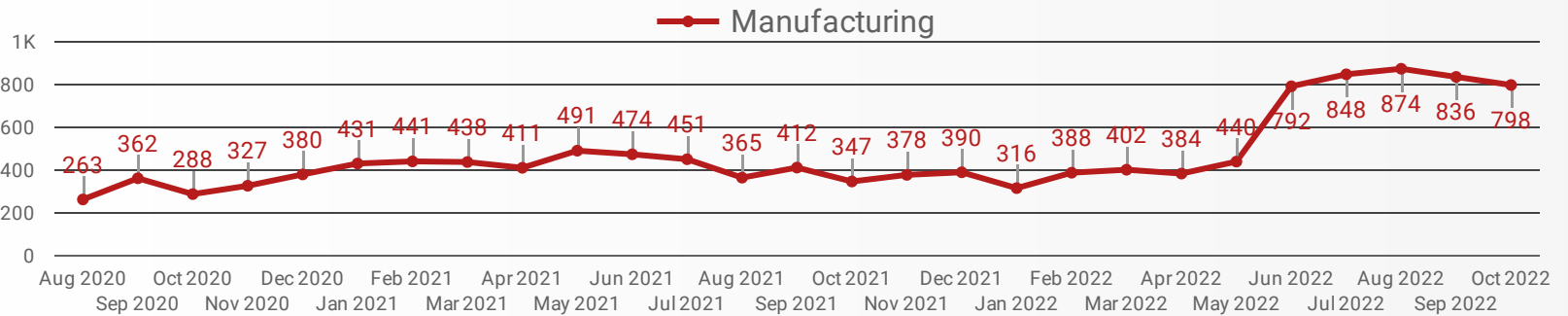
POST DATE TIMELINE FOR THIS MONTH'S ACTIVE JOB POSTINGS

How many job postings were active for at least 1 day this month?



DEMAND BY KEY SECTOR (PEEL & HALTON REGIONS)

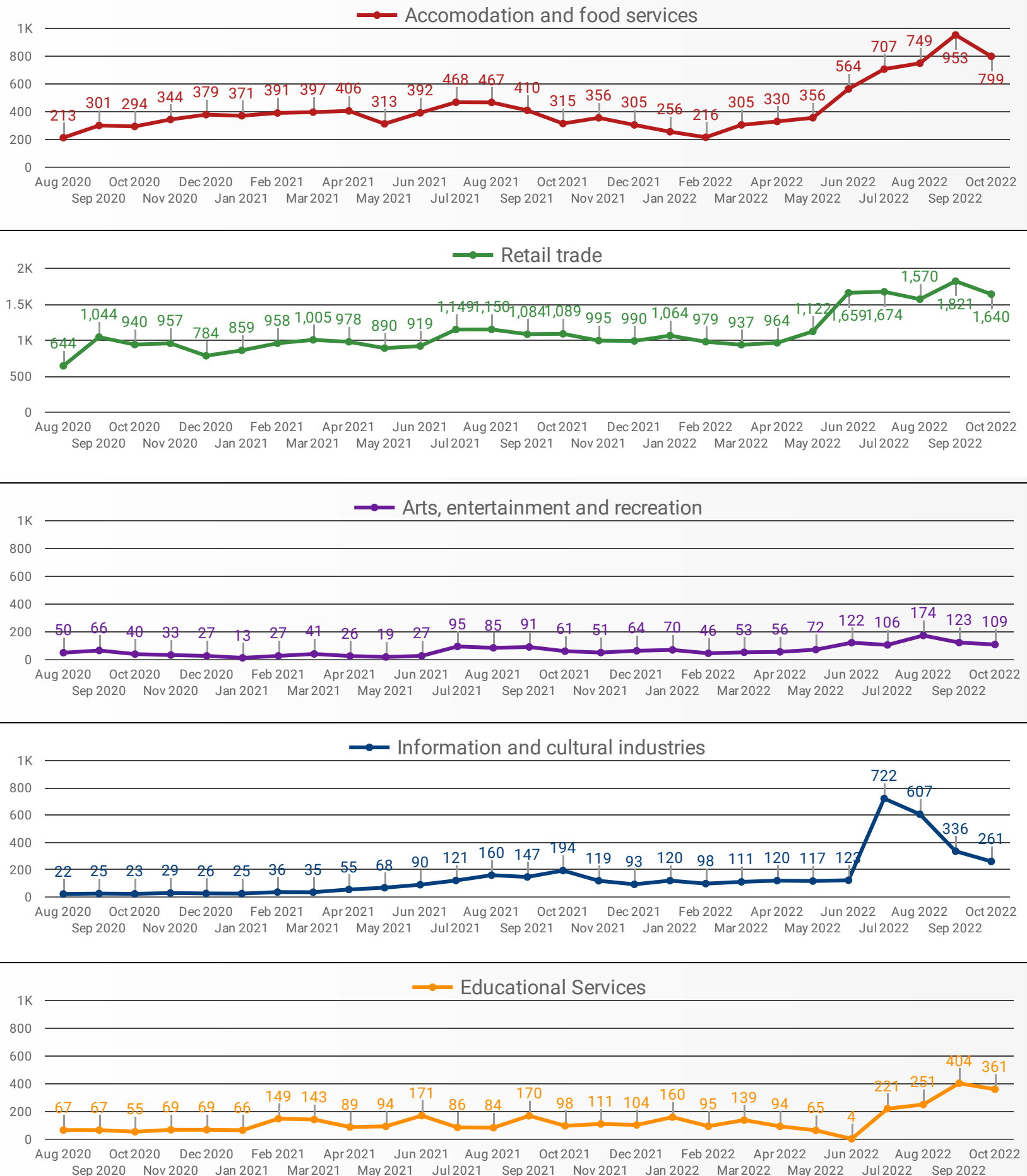
How many job postings were active for at least 1 day this month by sector?



NOTE: This graph cannot be filtered using the controls on the cover page

DEMAND BY IMPACTED SECTOR (PEEL & HALTON REGIONS)

How many job postings were active for at least 1 day this month by sector?



NOTE: This graph cannot be filtered using the controls on the cover page

JOB POSTINGS BY REGION

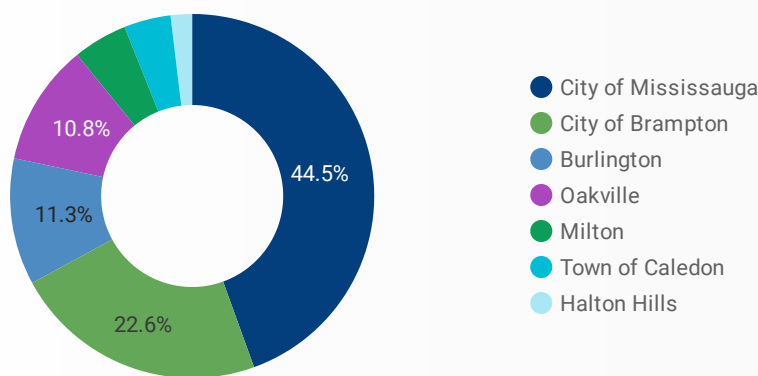
Where are job opportunities being offered?

	REGION	POSTING COUNT	AVG POSTING LENGTH IN DAYS	MEDIAN POSTING LENGTH IN DAYS
1.	Peel Region	37,980	23.2	20
2.	Halton Region	15,339	21.7	20

JOB POSTINGS BY MUNICIPALITY

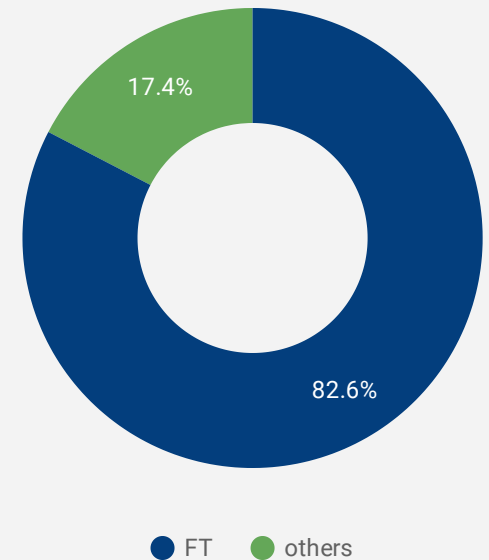
Where are job opportunities being offered?

	MUNICIPALITY	POSTING COUNT	AVG POSTING LENGTH IN DAYS	MEDIAN POSTING LENGTH IN DAYS
1.	City of Mississauga	23,715	22.7	20
2.	City of Brampton	12,047	23.8	20
3.	Burlington	6,002	21.2	20
4.	Oakville	5,752	21.8	20
5.	Milton	2,570	22.0	20
6.	Town of Caledon	2,218	25.5	20
7.	Halton Hills	1,015	22.4	20



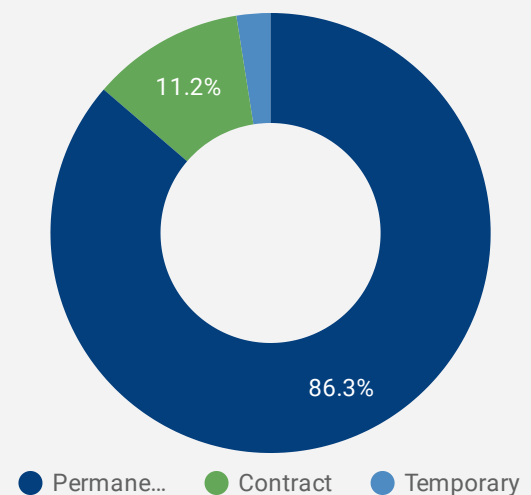
JOB TYPE

Full-time vs Part-time



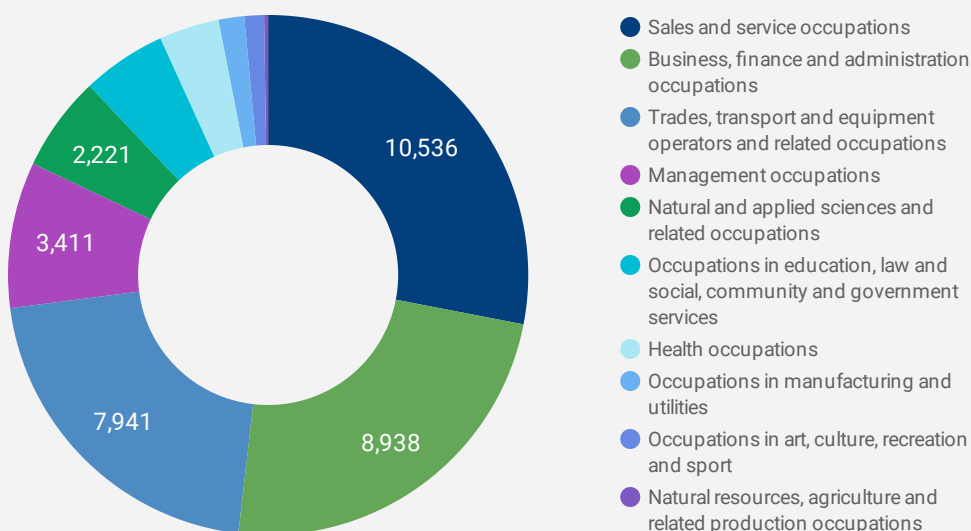
JOB DURATION

Permanency of jobs posted



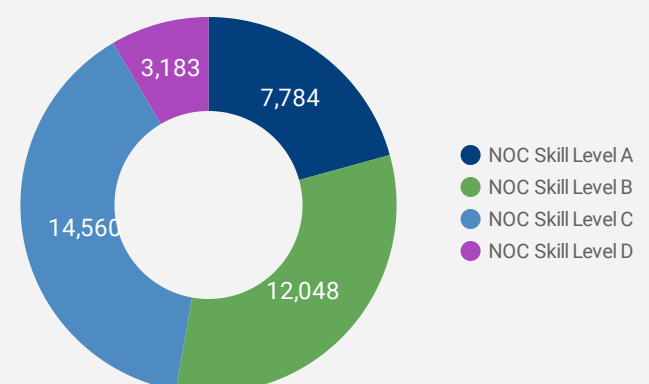
JOB POSTINGS BY JOB CATEGORY

What broad occupational category is being recruited?



JOB POSTS BY SKILL LEVEL

What education do occupations typically require?



Skill Level A = Usually University education | Skill Level B = Usually College education or Apprenticeship training | Skill Level C = Usually Secondary education or occupation-specific training | Skill Level D = Usually on-the-job training

TOP HIRING COMPANIES & AGENCIES

What companies are hiring?

	COMPANY	POSTINGS ▾	AVERAGE POSTING DURATION IN DAYS	MEDIAN POSTING DURATION IN DAYS
1.	Randstad Interim Inc.	1,255	42.6	20
2.	Loblaw Companies Limited	470	19.5	20
3.	Michael Page CA	387	20.0	20
4.	Peel District School Board	360	13.1	20
5.	Robert Half Canada Inc.	323	29.5	20
6.	Trillium Health Partners	308	14.4	19
7.	Halton Healthcare Services	295	17.4	20
8.	Adecco Group	249	20.0	20
9.	Aerotek	240	20.0	20
10.	AppleOne	237	18.2	20
11.	Allegis Group	225	17.3	20
12.	UPS / United Parcel Service Canada Ltd.	218	19.8	20
13.	Halton Healthcare	207	23.4	20
14.	Walmart Canada	190	19.0	20
15.	The Home Depot Canada	186	16.6	20
16.	Charger Logistics Inc.	164	14.4	19
17.	ABL Employment	155	17.7	20
18.	LAURENTIAN BANK OF CANADA	154	null	null
19.	UPS	151	27.5	30
20.	Royal Bank of Canada	149	18.6	20
21.	THE BEST CONNECTION INC.	147	24.7	20
22.	University of Toronto	143	18.3	20
23.	Revera Inc.	141	19.7	20
24.	Shoppers Drug Mart / Pharmaprix	140	15.1	14
25.	Equest	134	10.7	9
26.	ROGERS COMMUNICATIONS	129	22.4	20
27.	Loblaw	129	14.2	14
28.	Scotiabank	127	20.3	20
29.	Citigroup Inc.	124	13.8	14
30.	Bell	123	21.8	22
31.	...	122	22.1	22

TOP HOURLY WAGES IN JOB POSTINGS

What are employers willing to pay to find the perfect candidate?

of Minimum Wage Jobs
328

	JOB TITLE	COMPANY	LOCATION	HOURLY WAGE ▾
1.	Pediatrician	Cawthra Health Centre Inc.	City of Mississauga	160 <div></div>
2.	WANTED: SNOW PLOWERS W/ THEIR OWN TRUCK & PLOW \$100-\$150 HOURLY	Kijiji Jobs	Oakville	150 <div></div>
3.	Manual Osteopath	Balance Point Health Centre Inc.	Oakville	110 <div></div>
4.	Registered Physiotherapist	High Octane Training	City of Mississauga	100 <div></div>
5.	Speech-language Pathologist	Room To Bloom Therapy Centre	Town of Caledon	100 <div></div>
6.	Pathologist, Speech-language	Speech Associates	City of Brampton	100 <div></div>
7.	Plumber	ESW Building Services Inc	City of Mississauga	90 <div></div>
8.	P3 - Cyber Security Analyst	Randstad Interim Inc.	City of Mississauga	84.71 <div></div>
9.	P3 - Senior Scrum Master	Randstad Interim Inc.	City of Mississauga	81.05 <div></div>
10.	Communicative Disorders Assistant	Zebra Therapy	Milton	80 <div></div>
11.	Chief Financial Officer (cfo) - Financial, Communications And Other Business Services	Excluzo International Ltd.	City of Mississauga	80 <div></div>
12.	P3 - Soc Incident Responder	Randstad Interim Inc.	City of Mississauga	77.53 <div></div>
				1 - 100 / 7844 < >

TOP SALARIES IN JOB POSTINGS

What are employers willing to pay to find the perfect candidate?

	JOB TITLE	COMPANY	LOCATION	ANNUAL SALARY ▾
1.	AZ Drivers Wanted (Owner Operators). Make up to \$300K Per Year!	TRIPAR TRANSPORTATION	Oakville	300,000 <div></div>
2.	Outside Sales Advisor	Right Time Heating & Air Conditioning	City of Mississauga	300,000 <div></div>
3.	Director - Extrusion Operational Excellence (OpEx) â€™ Extrusion North America / Canada	Private Company	City of Mississauga	260,000 <div></div>
4.	Customer Service Representative -overnights	National Money Mart Company	City of Mississauga	250,000 <div></div>
5.	Az Owner Operator Cross Border	Royal Tank Lines	City of Brampton	250,000 <div></div>
6.	Family Physician	10861359 Canada Ltd	City of Brampton	230,000 <div></div>
7.	Planning And Scheduling Manager	Mobilinx Hurontario LRT	City of Mississauga	210,000 <div></div>
8.	Az Owner Operator - Cross Border	ONE For Freight	Milton	200,000 <div></div>
9.	Director, Early Years and Child Care Services	Region of Peel	City of Brampton	188,485 <div></div>
				1 - 100 / 8621 < >

TOP IN-DEMAND SKILLS

How many times were these skills found in job postings?

ACTIVE JOB POSTINGS THIS MONTH

53,703

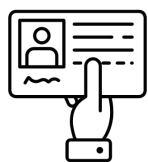


KEY JOB REQUIREMENTS

How often are these requirements desired in job postings?

ACTIVE JOB POSTINGS THIS MONTH

53,703



Driver's License

831



First Aid

1,393



Regular Access to a Vehicle

1,020



Criminal Record Check

2,172



Microsoft Office

4,268



Food Safety

1,098

JOB POSTINGS BY 4-DIGIT NOC, SKILL LEVEL, FREQUENCY & DURATION

What jobs are hard-to-fill and/or in-demand?

	4-DIGIT NOC CODE	4-DIGIT NOC LABEL	OCCUPATION'S SKILL LEVEL	POSTING COUNT	AVG POSTING LENGTH IN DAYS	MEDIAN POSTING LENGTH IN DAYS
1.	7452	Material handlers	NOC Skill Level C	3,028	22	20
2.	6421	Retail salespersons	NOC Skill Level C	2,657	20	20
3.	7511	Transport truck drivers	NOC Skill Level C	1,624	22	15
4.	1221	Administrative officers	NOC Skill Level B	1,290	31	20
5.	6552	Other customer and information services representatives	NOC Skill Level C	1,240	20	20
6.	0621	Retail and wholesale trade managers	NOC Skill Level A	939	21	20
7.	6322	Cooks	NOC Skill Level B	929	34	20
8.	1241	Administrative assistants	NOC Skill Level B	925	30	20
9.	6711	Food counter attendants kitchen helpers and related support occupations	NOC Skill Level D	839	22	20
10.	1311	Accounting technicians and bookkeepers	NOC Skill Level B	519	41	20
11.	6622	Store shelf stockers clerks and order fillers	NOC Skill Level D	503	21	20
12.	1215	Supervisors supply chain tracking and scheduling co-ordination occupations	NOC Skill Level B	503	32	20
13.	1521	Shippers and receivers	NOC Skill Level C	480	21	20
14.	7514	Delivery and courier service drivers	NOC Skill Level C	467	20	20
15.	7321	Automotive service technicians truck and bus mechanics and mechanical repairers	NOC Skill Level B	465	27	20
16.	4412	Home support workers housekeepers and related occupations	NOC Skill Level C	460	23	20
17.	1414	Receptionists	NOC Skill Level C	440	19	20
18.	6731	Light duty cleaners	NOC Skill Level D	369	22	20
19.	6311	Food service supervisors	NOC Skill Level B	368	59	35
20.	1431	Accounting and related clerks	NOC Skill Level C	341	20	20
21.	1122	Professional occupations in business management consulting	NOC Skill Level A	325	21	20
22.	6211	Retail sales supervisors	NOC Skill Level B	324	33	20
23.	1111	Financial auditors and accountants	NOC Skill Level A	316	21	20
24.	1123	Professional occupations in advertising marketing and public relations	NOC Skill Level A	314	23	20
25.	1223	Human resources and recruitment officers	NOC Skill Level B	310	24	20
26.	1114	Other financial officers	NOC Skill Level A	306	22	20
27.	6611	Cashiers	NOC Skill Level D	299	20	20
28.	0124	Advertising marketing and public relations managers	NOC Skill Level A	299	28	20

JOB POSTINGS BY 3-DIGIT NOC, SKILL LEVEL, FREQUENCY & DURATION

What jobs are hard to fill and/or in-demand?

	3-DIGIT NOC CODE	3-DIGIT NOC LABEL	OCCUPATION'S SKILL LEVEL	POSTING COUNT ▾	AVG POSTING LENGTH IN DAYS	MEDIAN POSTING LENGTH IN DAYS
1.	745	Longshore workers and material handlers	NOC Skill Level C	3,028	22	20
2.	642	Retail salespersons	NOC Skill Level C	2,657	20	20
3.	751	Motor vehicle and transit drivers	NOC Skill Level C	2,137	21	15
4.	122	Administrative and regulatory occupations	NOC Skill Level B	1,946	28	20
5.	655	Customer and information services representatives	NOC Skill Level C	1,244	20	20
6.	152	Supply chain logistics, tracking and scheduling co-ordination occupations	NOC Skill Level C	1,158	20	20
7.	124	Office administrative assistants - general, legal and medical	NOC Skill Level B	1,116	29	20
8.	632	Chefs and cooks	NOC Skill Level B	1,077	33	20
9.	062	Retail and wholesale trade managers	NOC Skill Level A	939	21	20
10.	111	Auditors, accountants and investment professionals	NOC Skill Level A	915	21	20
11.	217	Computer and information systems professionals	NOC Skill Level A	906	28	20
12.	112	Human resources and business service professionals	NOC Skill Level A	880	22	20
13.	673	Cleaners	NOC Skill Level D	849	21	20
14.	671	Food counter attendants, kitchen helpers and related support occupations	NOC Skill Level D	839	22	20
15.	121	Administrative services supervisors	NOC Skill Level B	724	31	20
16.	441	Home care providers and educational support occupations	NOC Skill Level C	686	24	20
17.	143	Financial, insurance and related administrative support workers	NOC Skill Level C	672	20	20
18.	131	Finance, insurance and related business administrative occupations	NOC Skill Level B	662	35	20
19.	141	General office workers	NOC Skill Level C	640	20	20
20.	662	Other sales support and related occupations	NOC Skill Level D	624	21	20
21.	421	Paraprofessional occupations in legal, social, community and education services	NOC Skill Level B	605	21	20
22.	011	Senior managers - construction, transportation, production and utilities	NOC Skill Level A	534	25	20
23.	732	Automotive service technicians	NOC Skill Level B	530	28	20
24.	631	Service supervisors	NOC Skill Level B	478	53	30.5
25.	651	Occupations in food and beverage service	NOC Skill Level C	472	21	20
26.	321	Medical technologists and technicians (except dental health)	NOC Skill Level B	467	19	20
27.	012	Senior managers - construction, transportation, production and utilities	NOC Skill Level A	441	26	20
28.	723	Machining, metal forming, shaping and erecting trades	NOC Skill Level B	422	31	20

JOB POSTINGS BY 2-DIGIT NOC, SKILL LEVEL, FREQUENCY & DURATION

What jobs are hard to fill and/or in-demand?

	2-DIGIT NOC CODE	2-DIGIT NOC LABEL	OCCUPATION'S SKILL LEVEL	POSTING COUNT ▾	AVG POSTING LENGTH IN DAYS	MEDIAN POSTING LENGTH IN DAYS
1.	12	Administrative and financial supervisors and administrative occupations	NOC Skill Level B	3,798	29	20
2.	74	Other installers, repairers and servicers and material handlers	NOC Skill Level C	3,095	22	20
3.	64	Sales representatives and salespersons - wholesale and retail trade	NOC Skill Level C	2,777	20	20
4.	75	Transport and heavy equipment operation and related maintenance occupations	NOC Skill Level C	2,320	21	19
5.	65	Service representatives and other customer and personal services occupations	NOC Skill Level C	2,283	20	20
6.	63	Service supervisors and specialized service occupations	NOC Skill Level B	1,901	37	20
7.	11	Professional occupations in business and finance	NOC Skill Level A	1,795	22	20
8.	67	Service support and other service occupations, n.e.c.	NOC Skill Level D	1,733	21	20
9.	06	Middle management occupations in retail and wholesale trade and customer services	NOC Skill Level A	1,494	23	20
10.	14	Office support occupations	NOC Skill Level C	1,473	20	20
11.	21	Professional occupations in natural and applied sciences	NOC Skill Level A	1,358	27	20
12.	72	Industrial, electrical and construction trades	NOC Skill Level B	1,228	30	20
13.	15	Distribution, tracking and scheduling co-ordination occupations	NOC Skill Level C	1,210	20	20
14.	01	Senior managers - construction, transportation, production and utilities	NOC Skill Level A	978	25	20
15.	73	Maintenance and equipment operation trades	NOC Skill Level B	966	31	20
16.	66	Sales support occupations	NOC Skill Level D	923	20	20
17.	62	Retail sales supervisors and specialized sales occupations	NOC Skill Level B	919	24	20
18.	22	Technical occupations related to natural and applied sciences	NOC Skill Level B	863	26	20
19.	32	Technical occupations in health	NOC Skill Level B	706	20	20
20.	44	Care providers and educational, legal and public protection support occupations	NOC Skill Level C	689	24	20
21.	13	Finance, insurance and related business administrative occupations	NOC Skill Level B	662	35	20
22.	42	Paraprofessional occupations in legal, social, community and education services	NOC Skill Level B	605	21	20
23.	41	Professional occupations in law and social, community and government services	NOC Skill Level A	515	23	20
24.	07	Managers in customer and personal services, n.e.c.	NOC Skill Level A	404	24	20
25.	31	Professional occupations in health (except nursing)	NOC Skill Level A	343	18	20
26.	76	Trades helpers, construction labourers and related occupations	NOC Skill Level D	332	30	20
27.	52	Technical occupations in art, culture, recreation and sport	NOC Skill Level B	319	24	20

MULTILINGUAL JOB POSTINGS BY THE NUMBERS

ACTIVE POSTINGS
5,804

NEW POSTINGS
3,245

COMPANIES
2,412

JOB LANGUAGES
13

OF DAYS POSTED

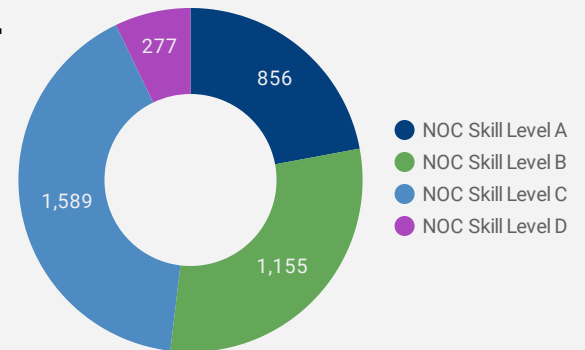
AVERAGE
20.0

MEDIAN
20

MULTILINGUAL JOB POSTINGS BY SKILL LEVEL

What language skills are employers looking for by occupational skill level?

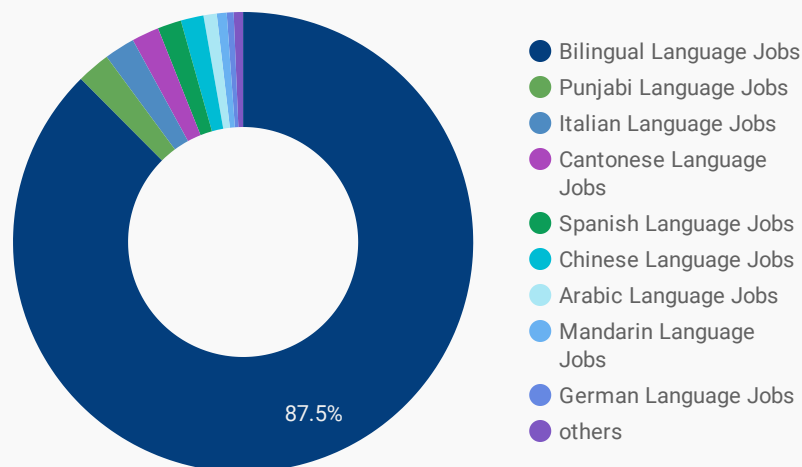
- 856** Skill Level A - Management/ Professional Occupations usually requiring University
- 1,155** Skill Level B - Usually college education or apprenticeship training
- 1,589** Skill Level C - Usually secondary education or occupation-specific training
- 277** Skill Level D - Usually on-the-job training



LANGUAGES	NOC Skill Level A	NOC Skill Level B	NOC Skill Level C	NOC Skill Level D
Bilingual Language Jobs	753	952	1,396	239
Italian Language Jobs	8	47	46	14
Punjabi Language Jobs	15	60	32	5
Cantonese Language Jobs	12	25	46	3
Spanish Language Jobs	12	20	25	2
Chinese Language Jobs	22	11	19	5
Mandarin Language Jobs	10	14	0	1

LANGUAGE SKILLS BREAKDOWN

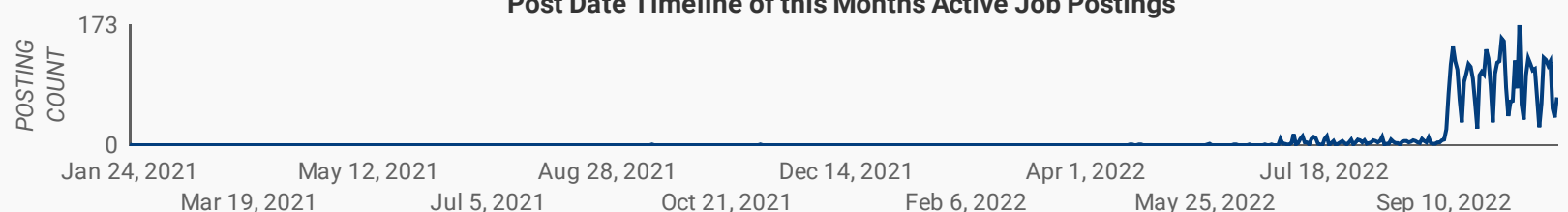
Which kinds of language skills do employers seek?



LANGUAGES	POSTING COUNT
1. Bilingual Language Jobs	5,096
2. Punjabi Language Jobs	137
3. Italian Language Jobs	128
4. Cantonese Language Jobs	107
5. Spanish Language Jobs	94
6. Chinese Language Jobs	91
7. Arabic Language Jobs	47

1 - 13 / 13

Post Date Timeline of this Month's Active Job Postings



LANGUAGE SKILLS BEING RECRUITED BY JOB CATEGORY

What language skills are sought by 1-Digit NOC?

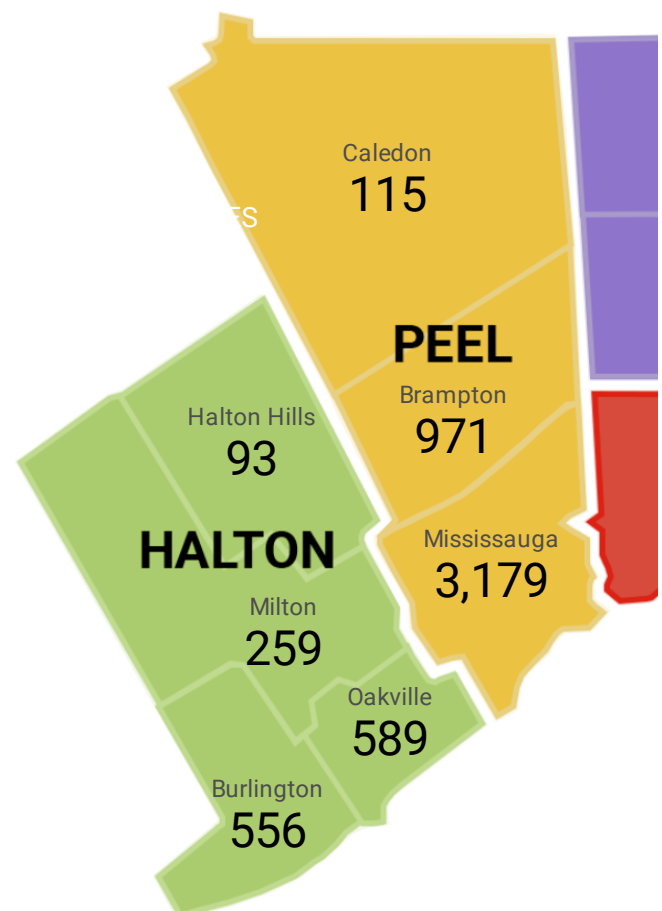
BROAD OCCUPATIONAL CATEGORY	French La...	Italian La...	Punjabi L...	Cantones...	Spanish ...	Chinese ...	Grand total
Business, finance and administration occu...	997	1	47	29	25	12	1,138
Health occupations	156		14	4	1		178
Management occupations	280	4	6	1	4	7	314
Natural and applied sciences and related o...	150		1		2	1	162
Natural resources, agriculture and related ...	9						10
Occupations in art, culture, recreation and ...	27	1	4	2		1	37
Occupations in education, law and social, ...	218	12	11	3	4	16	273
Occupations in manufacturing and utilities	37	1					39
Sales and service occupations	1,100	95	19	46	21	20	1,339
Trades, transport and equipment operator...	366	1	10	1	2		387
Grand total	3,340	115	112	86	59	57	3,877

MULTILINGUAL JOB POSTINGS BY MUNICIPALITY

What language skills are sought by 4-Digit NOC?

MUNICIPALITY	JOB LANGUAGES	AVG POSTING LENGTH IN DAYS	MEDIAN POSTING LENGTH IN DAYS
1. City of Mississauga	3,179	22.7	20
2. City of Brampton	971	23.8	20
3. Oakville	589	21.8	20
4. Burlington	556	21.2	20
5. Milton	259	22.0	20
6. Town of Caledon	115	25.5	20
7. Halton Hills	93	22.4	20

REGION	JOB LANGUAGES	AVG POSTING LENGTH IN DAYS	MEDIAN POSTING LENGTH IN DAYS
1. Peel Region	4,265	23.2	20
2. Halton Region	1,497	21.7	20



LANGUAGE DEMAND BY JOB

What language skills are sought by 4-Digit NOC?

4 DIGIT NOC NAME		POSTINGS ▾
1.	Other customer and information service...	426
2.	Retail salespersons	283
3.	Material handlers	193
4.	Administrative officers	156
5.	Food counter attendants kitchen helpers...	113
6.	Administrative assistants	103
7.	Cooks	94
8.	Retail and wholesale trade managers	73
9.	Insurance agents and brokers	70
10.	Receptionists	61
11.	Human resources professionals	58
12.	Professional occupations in advertising ...	58
13.	Supervisors supply chain tracking and s...	51
14.	Home support workers housekeepers an...	50
15.	User support technicians	50
16.	Other financial officers	48
17.	Accounting technicians and bookkeepers	46
18.	Advertising marketing and public relatio...	46
19.	Other instructors	45
20.	Professional occupations in business m...	44
21.	Shippers and receivers	43
22.	Business development officers and mark...	43
23.	Human resources and recruitment officers	42
24.	Transport truck drivers	41
25.	Medical administrative assistants	41
26.	Social and community service workers	41
27.	Store shelf stockers clerks and order fill...	39
28.	Accounting and related clerks	39
29.	General office support workers	35
30.	Food and beverage servers	34
31.	Collectors	33
1 - 100 / 244		< >

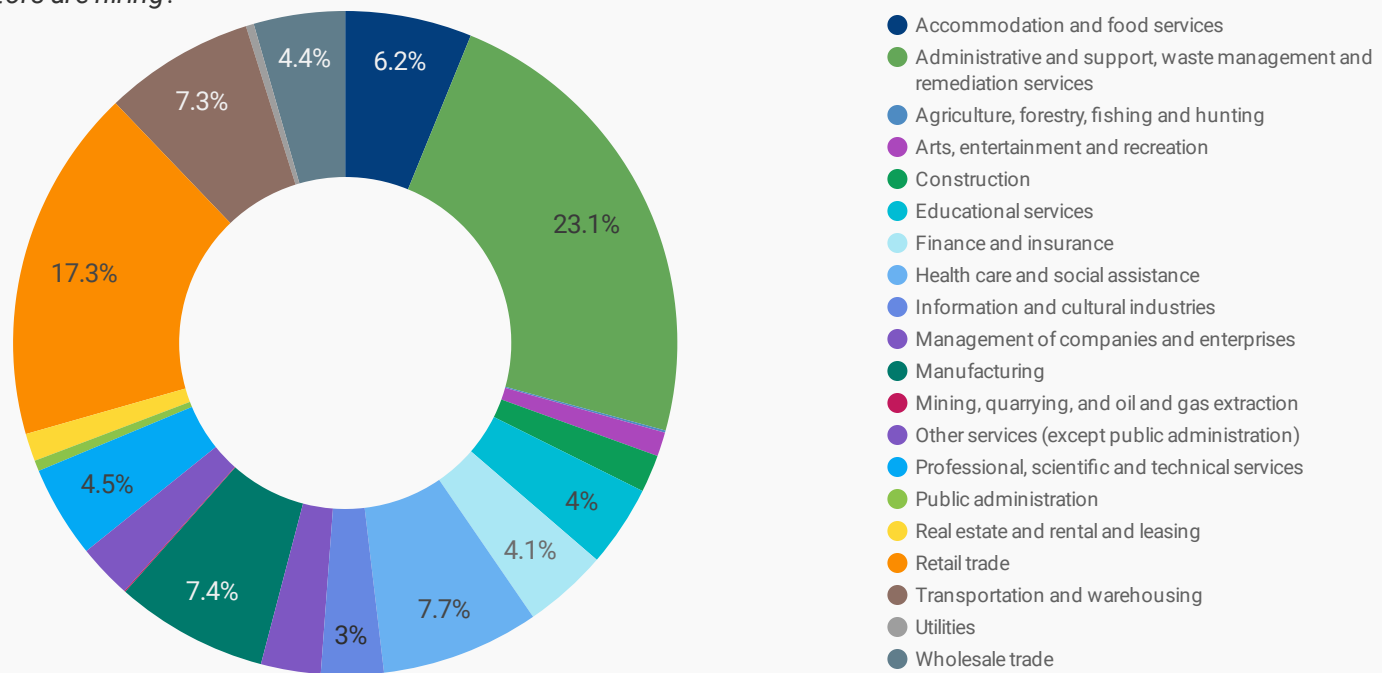
MULTILINGUAL HIRING EMPLOYERS

Which employers are seeking multilingual candidates?

COMPANY		POSTINGS ▾
1.	Trillium Health Partners	290
2.	LAURENTIAN BANK OF CANADA	113
3.	Bell	48
4.	Btrust International Trading Inc.	48
5.	Liquor Control Board of Ontario	47
6.	FEDEX	42
7.	BANQUE LAURENTIENNE DU CANADA	41
8.	Royal Bank of Canada	40
9.	Randstad Interim Inc.	36
10.	Robert Half Canada Inc.	35
11.	Kijiji Jobs	32
12.	ERINOAKKIDS CENTRE FOR TREATMENT AND DEVELOPMENT	30
13.	CANON CANADA INC.	30
14.	Desjardins	30
15.	Liquor Control Board Of Ontario (LCBO)	30
16.	myGwork	30
17.	Baylis Medical	30
18.	Peel District School Board	29
19.	Restorer Inc	28
20.	Triple M Metal	28
21.	The Source (Bell) Electronics Inc.	27
22.	Bayshore HealthCare	25
23.	FedEx Express Canada	24
24.	Community Living Mississauga	20
25.	VON Canada	20
26.	University of Toronto	20
27.	Reitmans Canada Limited	20
1 - 50 / 2414		< >

TOP HIRING SECTORS BY 2-DIGIT NAICS CODE

What sectors are hiring?



	NAICS CODE	2-DIGIT NAICS LABEL	POSTING COUNT	AVG POSTING LENGTH IN DAYS	MEDIAN POSTING LENGTH IN DAYS
1.	56	Administrative and support, waste management and remediation services	8,156	22.2	20
2.	44-45	Retail trade	5,329	19.0	20
3.	62	Health care and social assistance	2,503	21.3	20
4.	31-33	Manufacturing	2,405	21.1	20
5.	48-49	Transportation and warehousing	2,384	22.0	20
6.	72	Accommodation and food services	2,081	25.3	20
7.	54	Professional, scientific and technical services	1,495	23.3	20
8.	41	Wholesale trade	1,434	20.9	20
9.	52	Finance and insurance	1,318	19.4	20
10.	61	Educational services	1,207	15.9	20
11.	51	Information and cultural industries	965	20.3	20
12.	55	Management of companies and enterprises	863	24.3	20
13.	81	Other services (except public administration)	851	23.2	20
14.	23	Construction	564	21.3	20
15.	53	Real estate and rental and leasing	440	25.7	20
16.	71	Arts, entertainment and recreation	367	20.8	20
17.	91	Public administration	183	20.4	20
18.	22	Utilities	115	20.6	20
19.	11	Agriculture, forestry, fishing and hunting	34	20.3	20
20.	21	Mining, quarrying, and oil and gas extraction	19	21.3	20

NOTE: NAICS code 56 includes Employment Agencies. Manufacturing includes codes 31-33, Retail Trade includes codes 44-45 and Transportation and Warehousing includes codes 48-49.

TOP HIRING SECTORS BY 3-DIGIT NAICS CODE

What sectors are hiring?

	NAICS CODE	3-DIGIT NAICS LABEL	POSTING COUNT ▾	AVERAGE POSTING LENGTH IN DAYS	MEDIAN POSTING LENGTH IN DAYS
1.	561	Administrative and support services	8,011	22.2	20
2.	722	Food services and drinking places	1,785	25.8	20
3.	541	Professional, scientific and technical services	1,495	23.3	20
4.	621	Ambulatory health care services	1,321	21.9	20
5.	611	Educational services	1,207	15.9	20
6.	445	Food and beverage stores	1,106	19.8	20
7.	448	Clothing and clothing accessories stores	879	19.9	20
8.	551	Management of companies and enterprises	863	24.3	20
9.	484	Truck transportation	849	22.8	20
10.	492	Couriers and messengers	718	21.0	20
11.	522	Credit intermediation and related activities	718	18.9	20
12.	623	Nursing and residential care facilities	645	21.1	20
13.	311	Food manufacturing	586	20.1	20
14.	446	Health and personal care stores	572	18.2	20
15.	452	General merchandise stores	546	15.9	20
16.	441	Motor vehicle and parts dealers	530	19.7	20
17.	453	Miscellaneous store retailers	460	19.5	20
18.	624	Social assistance	455	20.2	20
19.	493	Warehousing and storage	411	21.0	20
20.	444	Building material and garden equipment and supplies dealers	398	18.1	20
21.	811	Repair and maintenance	385	22.4	20
22.	524	Insurance carriers and related activities	381	21.6	20
23.	442	Furniture and home furnishings stores	377	20.2	20
24.	515	Broadcasting (except Internet)	376	20.9	20
25.	713	Amusement, gambling and recreation industries	356	20.8	20
26.	325	Chemical manufacturing	345	20.6	20
27.	414	Personal and household goods merchant wholesalers	305	19.7	20
28.	721	Accommodation services	296	21.7	20
29.	532	Rental and leasing services	286	27.5	20
30.	416	Building material and supplies merchant wholesalers	285	19.9	20
31.	417	Machinery, equipment and supplies merchant wholesalers	282	20.2	20

TOP HIRING SECTORS BY 4-DIGIT NAICS CODE

What sectors are hiring?

	NAICS CODE	4-DIGIT NAICS LABEL	POSTING COUNT ▾	AVERAGE POSTING LENGTH IN DAYS	MEDIAN POSTING DAYS IN LENGTH
1.	5613	Employment services	7,192	22.3	20
2.	7225	Full-service restaurants and limited-service eating places	1,434	26.5	20
3.	5511	Management of companies and enterprises	863	24.3	20
4.	4451	Grocery stores	860	18.8	20
5.	4841	General freight trucking	758	22.3	20
6.	4481	Clothing stores	726	19.9	20
7.	4921	Couriers	709	20.7	20
8.	5221	Depository credit intermediation	644	18.7	20
9.	4461	Health and personal care stores	572	18.2	20
10.	4521	Department stores	488	15.5	20
11.	6117	Educational support services	479	12.7	20
12.	6233	Community care facilities for the elderly	425	22.0	20
13.	4931	Warehousing and storage	411	21.0	20
14.	4411	Automobile dealers	398	19.7	20
15.	4441	Building material and supplies dealers	394	18.2	20
16.	5413	Architectural, engineering and related services	379	27.5	20
17.	5152	Pay and specialty television	375	20.9	20
18.	5616	Investigation and security services	358	19.9	20
19.	8111	Automotive repair and maintenance	325	22.3	20
20.	7139	Other amusement and recreation industries	322	21.0	20
21.	7223	Special food services	316	22.9	20
22.	7211	Traveller accommodation	296	21.7	20
23.	3116	Meat product manufacturing	295	20.0	20
24.	6211	Offices of physicians	289	21.9	20
25.	6212	Offices of dentists	278	21.8	20
26.	5418	Advertising, public relations, and related services	277	19.7	20
27.	4431	Electronics and appliance stores	262	18.7	20
28.	4539	Other miscellaneous store retailers	250	18.9	20
29.	5617	Services to buildings and dwellings	243	23.3	20
30.	4145	Pharmaceuticals, toiletries, cosmetics and sundries merchant wholesalers	240	19.9	20
31.	5416	Management, scientific and technical consulting services	238	21.9	20

TOP HIRING SECTORS BY 5-DIGIT NAICS CODE

What sectors are hiring?

	NAICS CODE	5-DIGIT NAICS LABEL	POSTING COUNT ▾	AVERAGE POSTING LENGTH IN DAYS	MEDIAN POSTING LENGTH IN DAYS
1.	56131	Employment placement agencies and executive search services	7,149	22.3	20
2.	72251	Full-service restaurants and limited-service eating places	1,434	26.5	20
3.	55111	Management of companies and enterprises	863	24.3	20
4.	44511	Supermarkets and other grocery (except convenience) stores	847	18.8	20
5.	49211	Couriers	709	20.7	20
6.	52211	Banking	626	18.6	20
7.	45211	Department stores	488	15.5	20
8.	61171	Educational support services	479	12.7	20
9.	48412	General freight trucking, long distance	432	24.5	20
10.	62331	Community care facilities for the elderly	425	22.0	20
11.	51521	Pay and specialty television	375	20.9	20
12.	49311	General warehousing and storage	369	21.0	20
13.	44111	New car dealers	366	19.7	20
14.	44411	Home centres	340	18.0	20
15.	48411	General freight trucking, local	326	19.5	20
16.	56161	Investigation, guard and armoured car services	299	19.0	20
17.	31161	Animal slaughtering and processing	295	20.0	20
18.	72111	Hotels (except casino hotels) and motels	295	21.7	20
19.	54133	Engineering services	290	29.5	20
20.	62111	Offices of physicians	289	21.9	20
21.	44819	Other clothing stores	288	20.0	20
22.	62121	Offices of dentists	278	21.8	20
23.	44314	Electronics and appliance stores	262	18.7	20
24.	71394	Fitness and recreational sports centres	250	20.5	20
25.	81111	Automotive mechanical and electrical repair and maintenance	233	22.4	20
26.	44611	Pharmacies and drug stores	230	16.7	20
27.	51121	Software publishers	222	19.2	20
28.	41451	Pharmaceuticals and pharmacy supplies merchant wholesalers	220	19.7	20
29.	62161	Home health care services	214	26.8	20
30.	44211	Furniture stores	209	20.0	20
31.	62311	Nursing care facilities	203	19.6	20

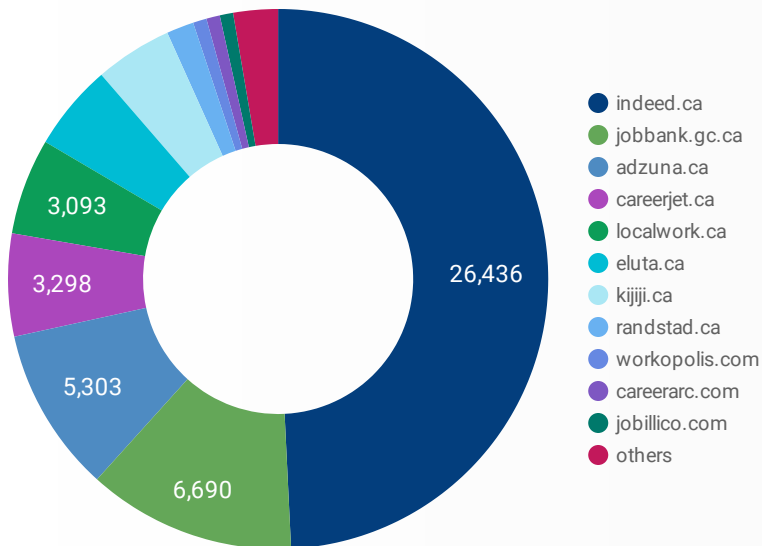
TOP HIRING SECTORS BY 6-DIGIT NAICS CODE

What sectors are hiring?

	NAICS CODE	6-DIGIT NAICS LABEL	POSTING COUNT ▾	AVG POSTING LENGTH IN DAYS	MEDIAN POSTING LENGTH IN DAYS
1.	561310	Employment placement agencies and executive search services	7,149	22.3	20
2.	445110	Supermarkets and other grocery (except convenience) stores	847	18.8	20
3.	551114	Head offices	809	24.4	20
4.	722511	Full-service restaurants	723	27.9	20
5.	722512	Limited-service eating places	711	25.2	20
6.	492110	Couriers	709	20.7	20
7.	452110	Department stores	488	15.5	20
8.	611710	Educational support services	479	12.7	20
9.	522112	Corporate and institutional banking industry	470	18.7	20
10.	623310	Community care facilities for the elderly	425	22.0	20
11.	515210	Pay and specialty television	375	20.9	20
12.	493110	General warehousing and storage	369	21.0	20
13.	441110	New car dealers	366	19.7	20
14.	444110	Home centres	340	18.0	20
15.	484110	General freight trucking, local	326	19.5	20
16.	721111	Hotels	294	21.7	20
17.	541330	Engineering services	290	29.5	20
18.	621110	Offices of physicians	289	21.9	20
19.	448199	All other clothing stores	288	20.0	20
20.	621210	Offices of dentists	278	21.8	20
21.	484121	General freight trucking, long distance, truck-load	255	24.7	20
22.	561612	Security guard and patrol services	253	19.1	20
23.	713940	Fitness and recreational sports centres	250	20.5	20
24.	446110	Pharmacies and drug stores	230	16.7	20
25.	811111	General automotive repair	226	21.5	20
26.	511211	Software publishers (except video game publishers)	222	19.2	20
27.	414510	Pharmaceuticals and pharmacy supplies merchant wholesalers	220	19.7	20
28.	621610	Home health care services	214	26.8	20
29.	443143	Appliance, television and other electronics stores	213	18.4	20
30.	442110	Furniture stores	209	20.0	20
31.	623110	Nursing care facilities	203	19.6	20

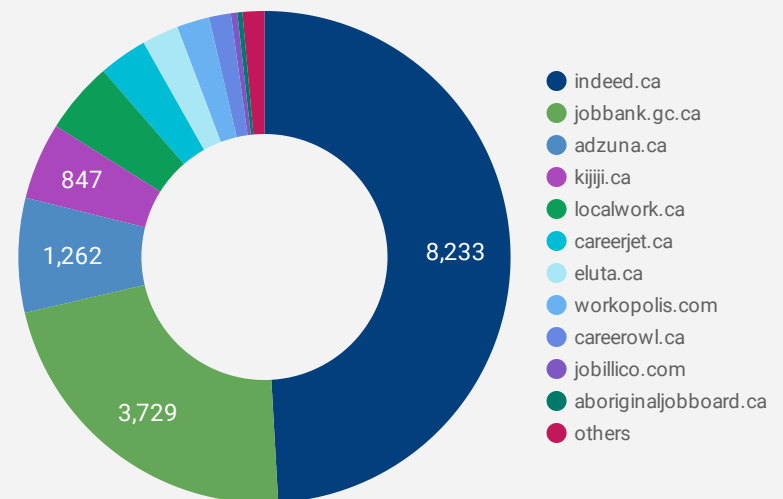
JOB POSTINGS BY JOB BOARD

What share of unique job postings appear on each job board?



COMPANIES BY JOB BOARD

What share of unique job postings appear on each job board?



JOB POSTING DETAILS BY JOB BOARD

How does job posting activity differ by job board?

	JOB BOARD	POSTING COUNT	AVG POSTING LENGTH IN DAYS	MEDIAN POSTING LENGTH IN DAYS	# OF COMPANIES
1.	indeed.ca	26,436	20	20	8,233
2.	jobbank.gc.ca	6,690	50	31	3,729
3.	adzuna.ca	5,303	13	14	1,262
4.	careerjet.ca	3,298	20	15	534
5.	localwork.ca	3,093	55	53	790
6.	eluta.ca	2,778	20	20	405
7.	kijiji.ca	2,483	15	15	847
8.	randstad.ca	878	60	89	1
9.	workopolis.com	438	14	14	359
10.	careerarc.com	435	41	29	28
11.	jobillico.com	428	42	22	71
12.	careerowl.ca	383	104	110	240
13.	network.applytoeducation.com	269	6	4	7
14.	careerbuilder.ca	229	21	25	43
15.	rncareers.ca	115	20	13	34
16.	charityvillage.com	71	15	15	51
17.	aboriginaljobboard.ca	60	92	91	56
18.	retail.ca	60	19	16	15