

JOB DEMAND REPORT

SEPTEMBER 2022

HIGHLIGHTS

JOB POSTINGS BY THE NUMBERS

TOTAL POSTINGS	NEW THIS MONTH	COMPANIES	JOB BOARDS
60,022	34,480	14,199	34

OF DAYS POSTED

AVERAGE	MEDIAN
19.5	20

REPORT BUILDER

The default filter selection below will show all job demand data for the month. You can use the filters to create a customized report for the purpose of understanding a subset of the data.

OCCUPATION FILTERS

SKILL TYPE NAME / 1-DIGIT NOC	▼
MAJOR GROUP / 2-DIGIT NOC	▼
MINOR GROUP / 3-DIGIT NOC	▼
UNIT GROUP / 4-DIGIT NOC	▼
SKILL LEVEL	▼
JOB TYPE	▼
JOB DURATION	▼
ADDITIONAL LANGUAGE	▼
SPECIFIC JOB TAGS	▼

INDUSTRY/SECTOR FILTERS

HIRING SECTOR BY 2-DIGIT NAICS CODE	▼
HIRING SECTOR BY 3-DIGIT NAICS CODE	▼
HIRING SECTOR BY 4-DIGIT NAICS CODE	▼
HIRING SECTOR BY 5-DIGIT NAICS CODE	▼
HIRING SECTOR BY 6-DIGIT NAICS CODE	▼

OTHER FILTERS

MUNICIPALITY	▼
REGION	▼
JOB BOARD	▼

NOC = National Occupation Classification | NAICS = North American Industry Classification System

Page 1 of 20

Source:

Job posting data collected by the Peel Halton Workforce Development Group from job boards and employer websites that recruit candidates in Peel and Halton Regions.

Canada 

EMPLOYMENT ONTARIO  EMPLOI ONTARIO

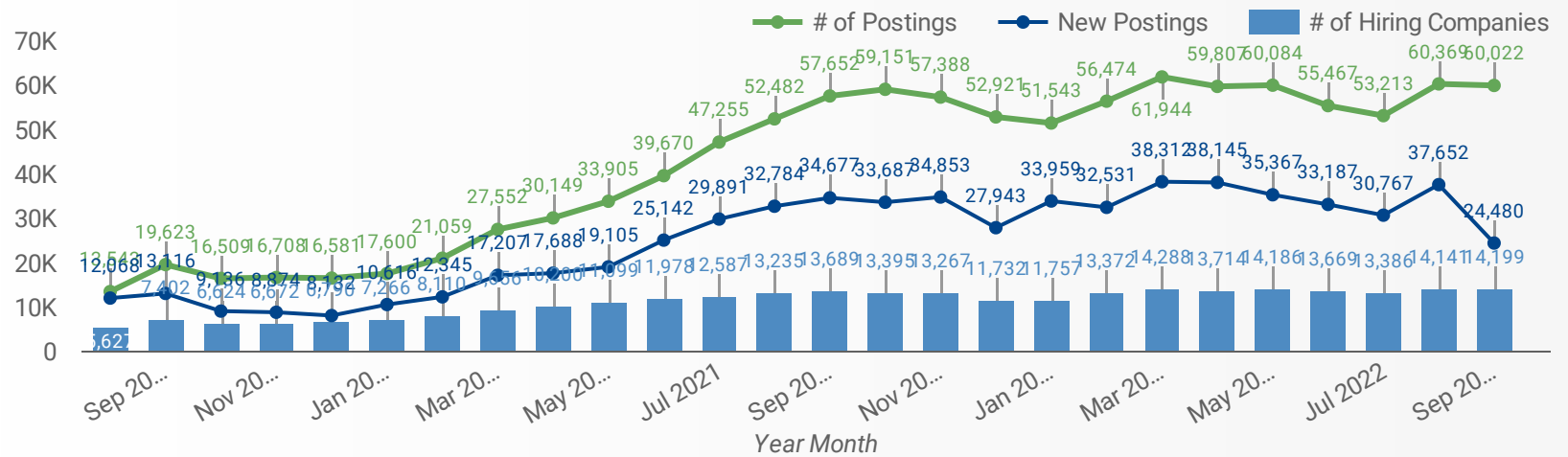
Ontario 

This Employment Ontario service is funded in part by the Government of Canada and the Government of Ontario.

Ce service Emploi Ontario est financé en partie par le gouvernement du Canada et le gouvernement de l'Ontario.

JOB POSTINGS BY MONTH FOR PEEL & HALTON REGIONS

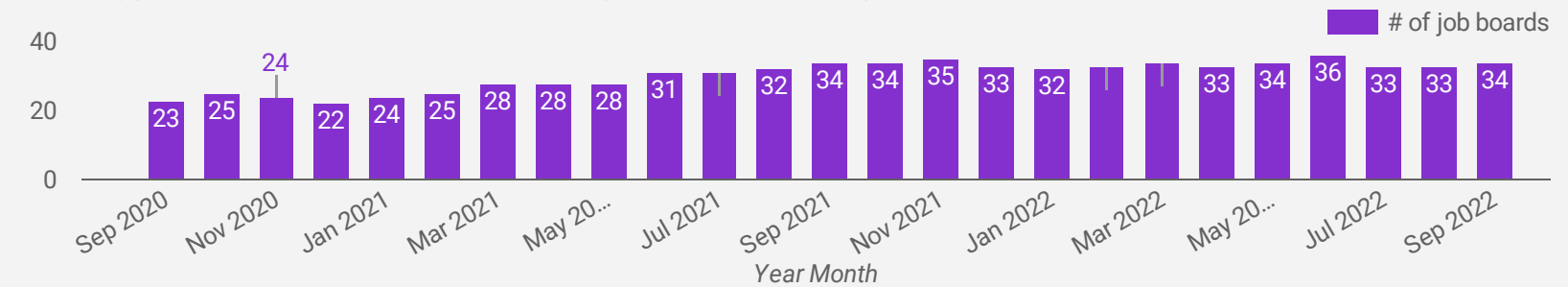
How many job postings were active for at least 1 day this month?



NOTE: This graph cannot be filtered using the controls on the cover page

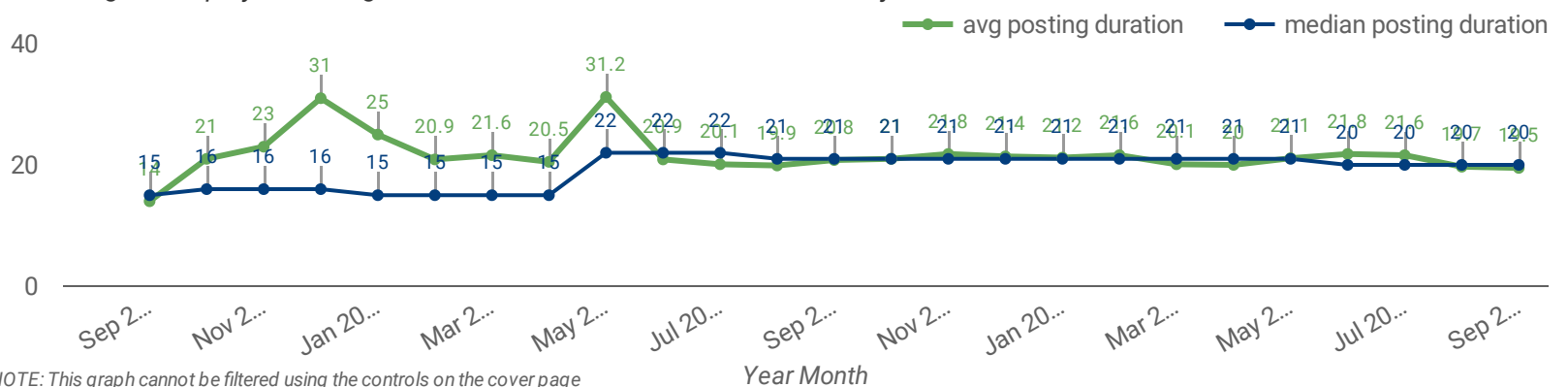
NUMBER OF ACTIVE JOB BOARDS

How many job postings were active for at least 1 day this month on these job boards?



AVG & MEDIAN POSTING LENGTH BY DAYS

How long are employers having to recruit for to find candidates to fill their job vacancies?



NOTE: This graph cannot be filtered using the controls on the cover page

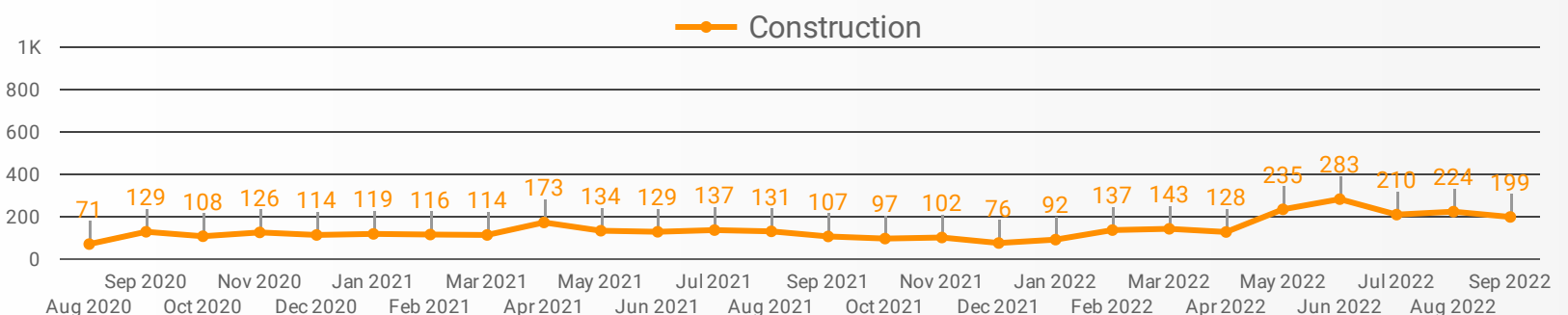
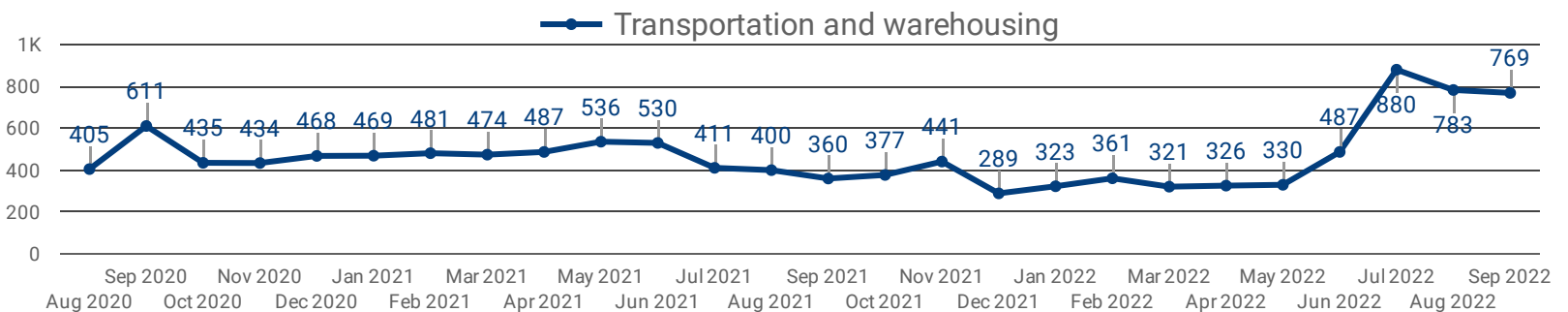
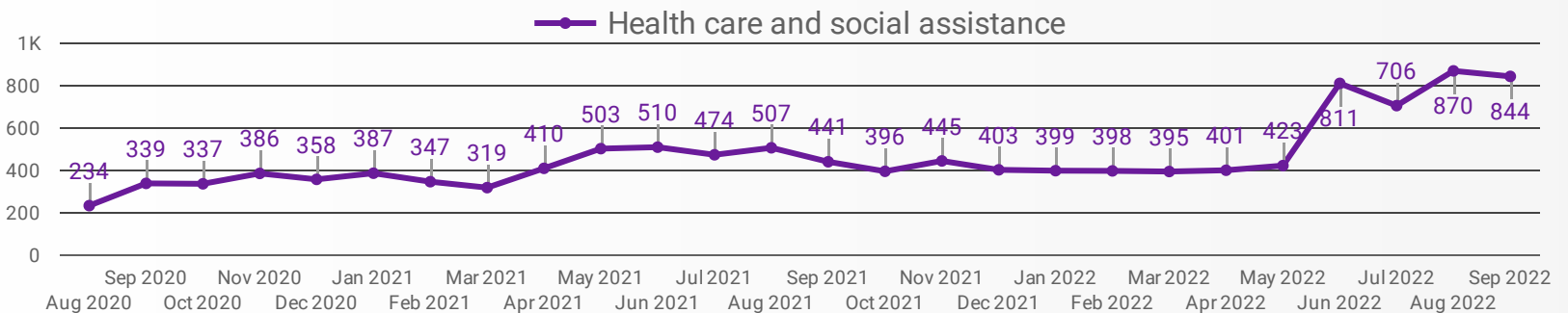
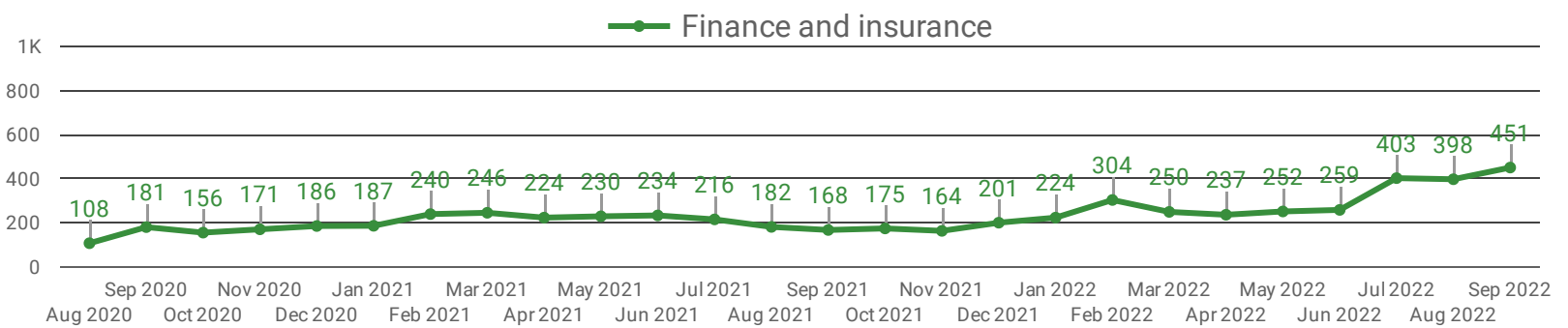
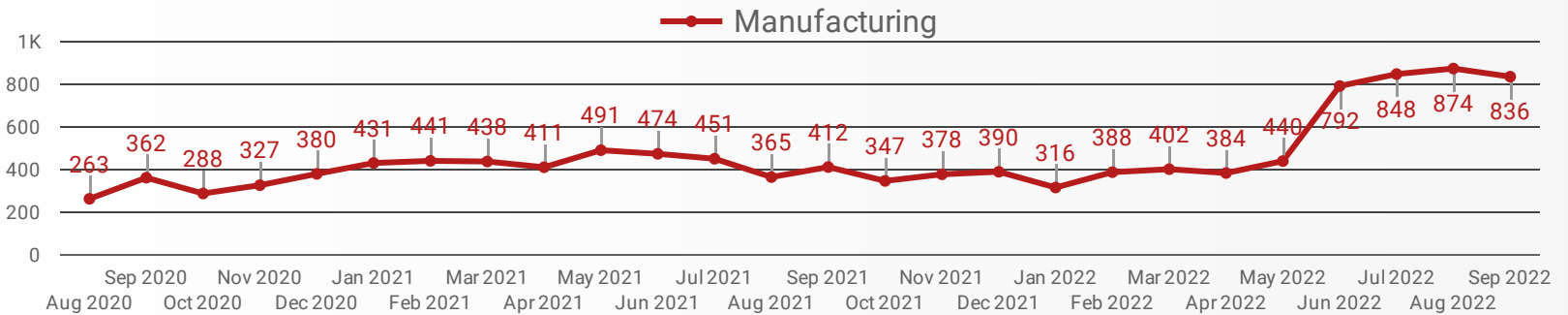
POST DATE TIMELINE FOR THIS MONTH'S ACTIVE JOB POSTINGS

How many job postings were active for at least 1 day this month?



DEMAND BY KEY SECTOR (PEEL & HALTON REGIONS)

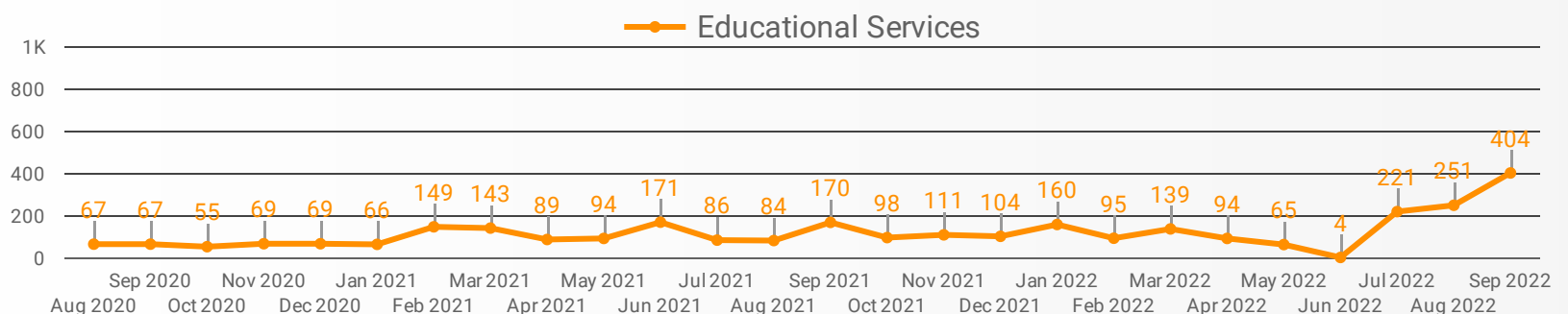
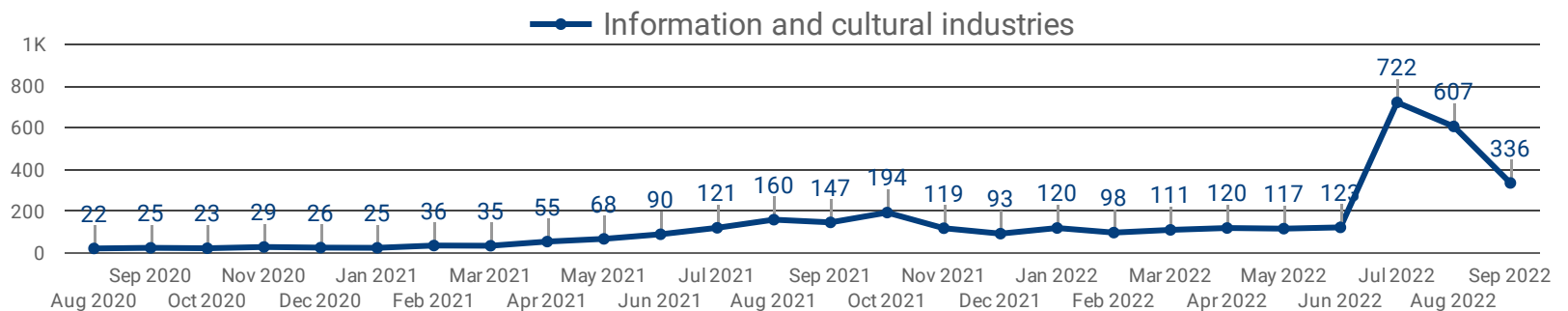
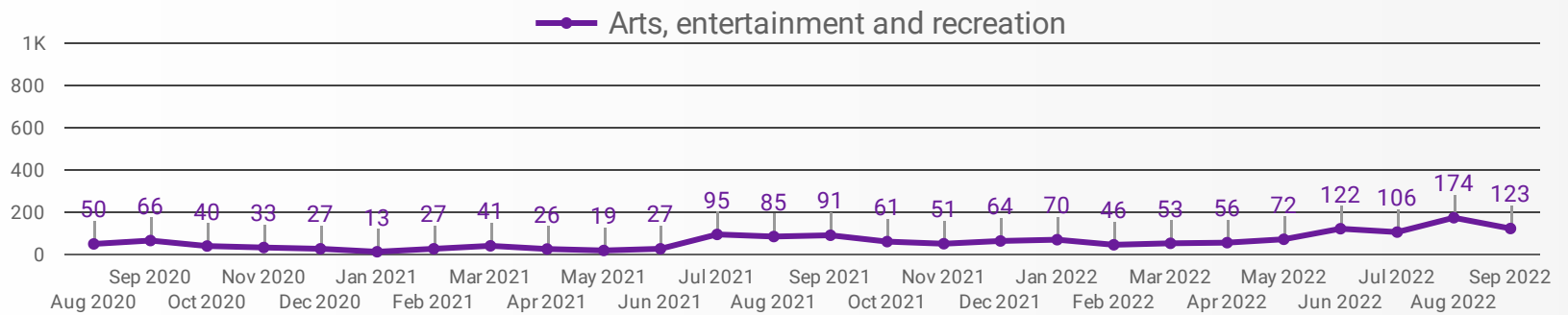
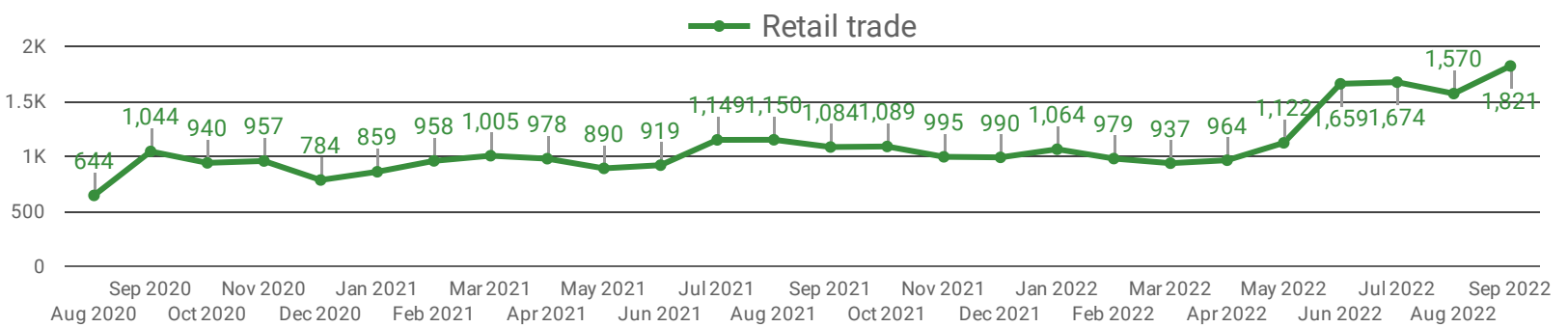
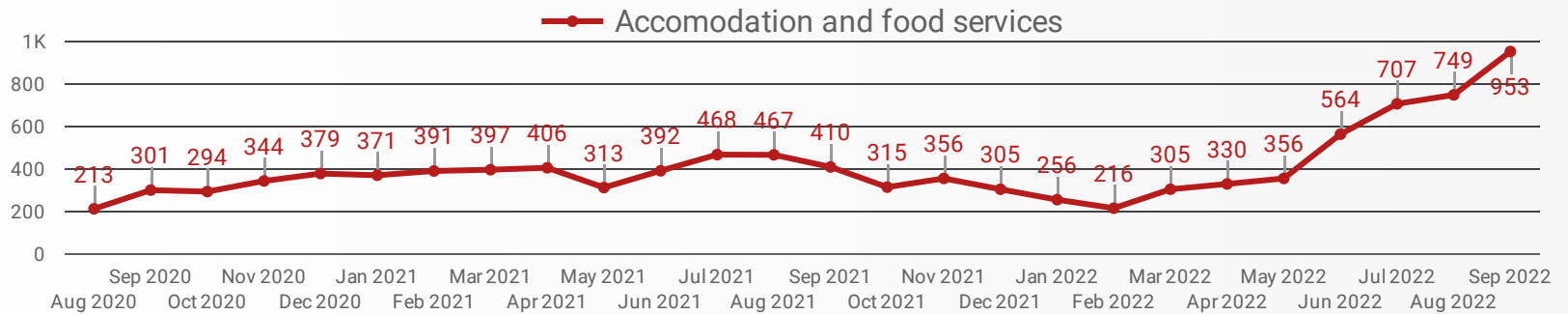
How many job postings were active for at least 1 day this month by sector?



NOTE: This graph cannot be filtered using the controls on the cover page

DEMAND BY IMPACTED SECTOR (PEEL & HALTON REGIONS)

How many job postings were active for at least 1 day this month by sector?



NOTE: This graph cannot be filtered using the controls on the cover page

JOB POSTINGS BY REGION

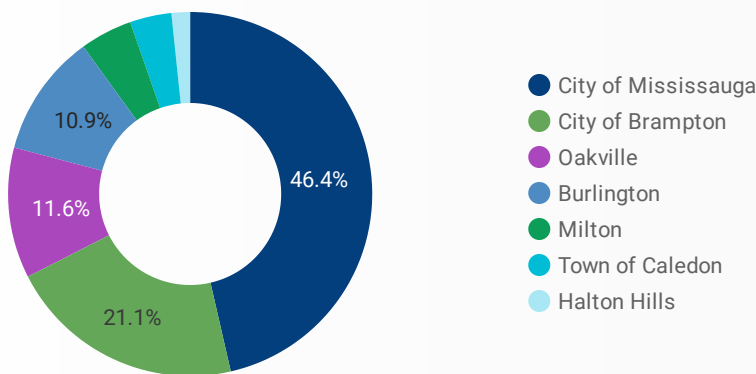
Where are job opportunities being offered?

	REGION	POSTING COUNT	AVG POSTING LENGTH IN DAYS	MEDIAN POSTING LENGTH IN DAYS
1.	Peel Region	42,438	19.9	20
2.	Halton Region	17,167	18.7	20

JOB POSTINGS BY MUNICIPALITY

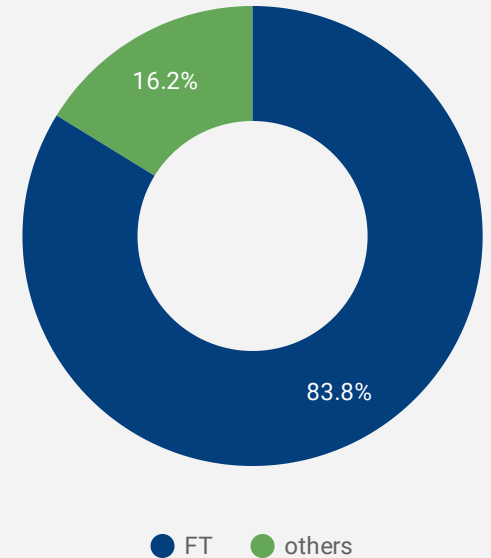
Where are job opportunities being offered?

	MUNICIPALITY	POSTING COUNT	AVG POSTING LENGTH IN DAYS	MEDIAN POSTING LENGTH IN DAYS
1.	City of Mississauga	27,666	19.0	19
2.	City of Brampton	12,568	21.1	20
3.	Oakville	6,917	17.9	20
4.	Burlington	6,503	18.8	20
5.	Milton	2,763	19.5	20
6.	Town of Caledon	2,204	25.0	20
7.	Halton Hills	984	21.3	20



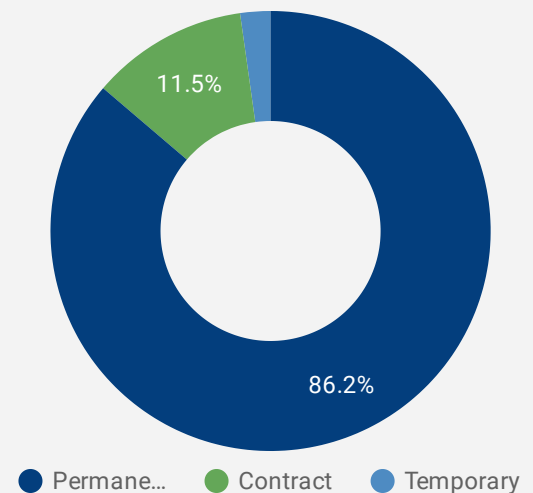
JOB TYPE

Full-time vs Part-time



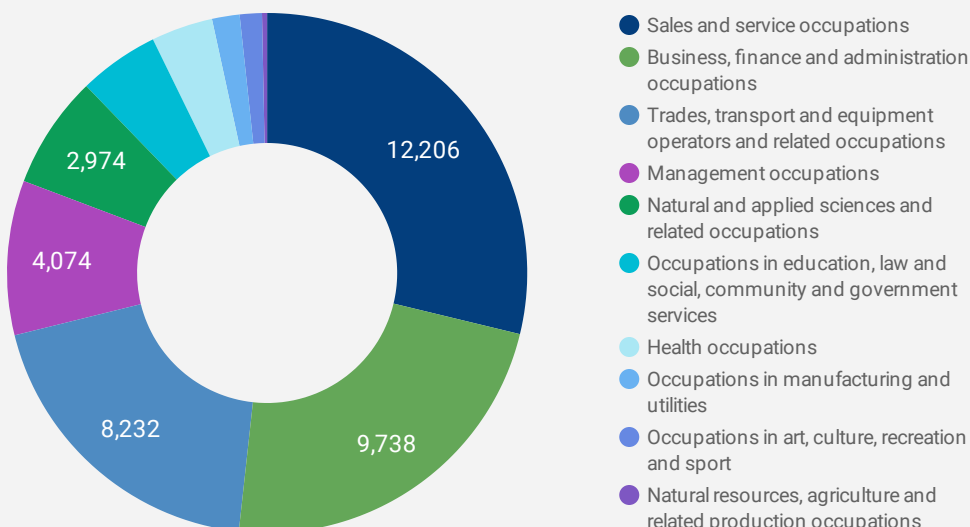
JOB DURATION

Permanency of jobs posted



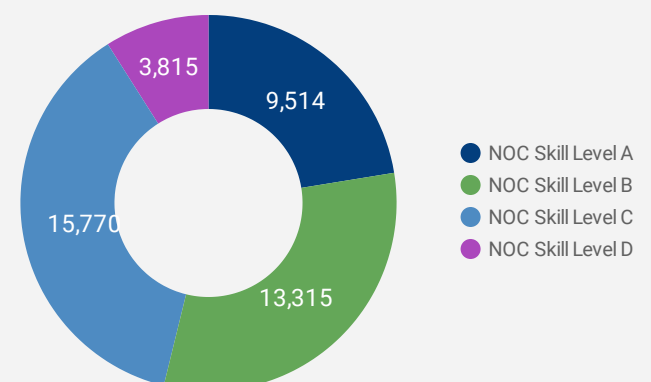
JOB POSTINGS BY JOB CATEGORY

What broad occupational category is being recruited?



JOB POSTS BY SKILL LEVEL

What education do occupations typically require?



Skill Level A = Usually University education | Skill Level B = Usually College education or Apprenticeship training | Skill Level C = Usually Secondary education or occupation-specific training | Skill Level D = Usually on-the-job training

TOP HIRING COMPANIES & AGENCIES

What companies are hiring?

	COMPANY	POSTINGS ▾	AVERAGE POSTING DURATION IN DAYS	MEDIAN POSTING DURATION IN DAYS
1.	Randstad Interim Inc.	1,701	29.5	20
2.	Peel District School Board	550	10.1	14
3.	Walmart Canada	476	12.4	14
4.	Loblaw Companies Limited	459	16.2	20
5.	Citigroup Inc.	364	10.6	10
6.	Halton Healthcare Services	332	14.3	14
7.	Robert Half Canada Inc.	321	23.9	20
8.	Michael Page CA	321	20.0	20
9.	Trillium Health Partners	268	14.9	14
10.	Royal Bank of Canada	218	14.4	14
11.	AppleOne	211	17.8	20
12.	University of Toronto	195	16.5	20
13.	The Home Depot Canada	189	14.0	15
14.	UPS	186	36.7	31
15.	Compass Group Canada	185	11.8	14
16.	Shoppers Drug Mart / Pharmaprix	182	15.4	14
17.	Aerotek	180	20.0	20
18.	Halton Healthcare	177	24.1	20
19.	Scotiabank	172	14.0	14
20.	Equest	157	14.0	14
21.	Charger Logistics Inc.	150	12.4	9
22.	UPS / United Parcel Service Canada Ltd.	150	18.9	20
23.	Sobeys Inc.	148	11.3	14
24.	Cognizant Technology Solutions	142	12.5	14
25.	LAURENTIAN BANK OF CANADA	142	null	null
26.	The TJX Companies	137	13.9	14
27.	TD Bank	136	13.2	14
28.	HATCH	135	11.6	9
29.	Rogers Communication	134	10.8	14
30.	Magna International Inc.	134	13.5	14
31.

TOP HOURLY WAGES IN JOB POSTINGS








What are employers willing to pay to find the perfect candidate?

of Minimum Wage Jobs
313

	JOB TITLE	COMPANY	LOCATION	HOURLY WAGE ▾
1.	WANTED: SNOW PLOWERS W/ THEIR OWN TRUCK & PLOW \$100-\$150 HOURLY	Kijiji Jobs	Oakville	150 
2.	Family Physician	Britlin Medical Clinic	City of Mississauga	150 
3.	Snow Plowing Sub-Contractors Wanted \$90-\$130 PER HOUR	Kijiji Jobs	Burlington	130 
4.	Psychologist	Alien Fitness	City of Mississauga	100 
5.	Speech-language Pathologist	Room To Bloom Therapy Centre	Town of Caledon	100 
6.	Looking for Santas	5 Star Entertainment	City of Mississauga	100 
7.	Pathologist, Speech-language	Speech Associates	City of Brampton	100 
8.	P3 - Senior Solution Architect	Randstad Interim Inc.	City of Mississauga	97.1 
9.	Registered Massage Therapist	THRIVE PHYSIO	City of Mississauga	95 
10.	Plumber	ESW Building Services Inc	City of Mississauga	90 
11.	Civil Lawyer	TDC Tablet Devices Canada Inc	City of Brampton	90 
12.	Journeyman/woman Plumber	ESW Building Services Inc	City of Mississauga	90 
13.	Pathologist, Speech-language	Applewood Montessori Academy & Daycare	City of Brampton	90 
				1 - 100 / 8647 < >

TOP SALARIES IN JOB POSTINGS

What are employers willing to pay to find the perfect candidate?

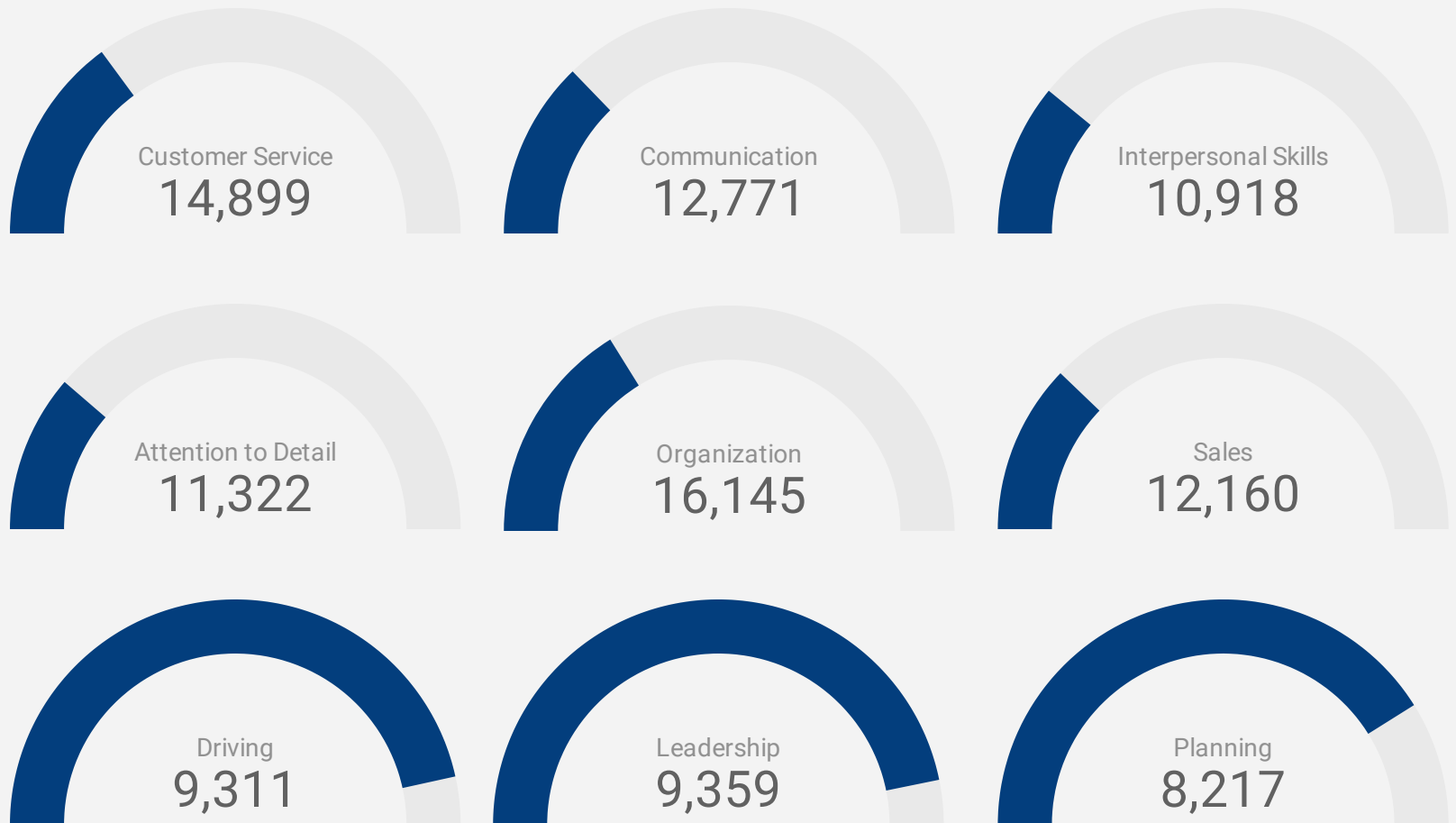
	JOB TITLE	COMPANY	LOCATION	ANNUAL SALARY ▾
1.	Class AZ Regional Owner Operators	Trimac Transportation Services Inc	City of Mississauga	330,000 
2.	AZ Drivers Wanted (Owner Operators). Make up to \$300K Per Year!	TRIPAR TRANSPORTATION	Oakville	300,000 
3.	Director - Extrusion Operational Excellence (opex) - Extrusion North America / Canada	Norsk Hydro Asa	City of Mississauga	260,000 
4.	Director - Extrusion Operational Excellence (OpEx) - Extrusion North America / Canada	Private Company	City of Mississauga	260,000 
5.	Director - Extrusion Operational Excellence (opex) - Extrusion North America / Canada Jobs In Mississauga	Norsk Hydro Asa	City of Mississauga	260,000 
6.	Az Owner Operator - Mid West Runs	Expressway Logistics Inc.	City of Brampton	250,000 
7.	Productivity Coach	Elevation Realty with Keller Williams	Oakville	250,000 
				1 - 100 / 10628 < >

TOP IN-DEMAND SKILLS

How many times were these skills found in job postings?

ACTIVE JOB POSTINGS THIS MONTH

60,022



KEY JOB REQUIREMENTS

How often are these requirements desired in job postings?

ACTIVE JOB POSTINGS THIS MONTH

60,022



Driver's License

1,153



First Aid

1,558



Regular Access to a Vehicle

1,085



Criminal Record Check

2,292



Microsoft Office

4,872



Food Safety

1,352

JOB POSTINGS BY 4-DIGIT NOC, SKILL LEVEL, FREQUENCY & DURATION

What jobs are hard-to-fill and/or in-demand?

	4-DIGIT NOC CODE	4-DIGIT NOC LABEL	OCCUPATION'S SKILL LEVEL	POSTING COUNT	AVG POSTING LENGTH IN DAYS	MEDIAN POSTING LENGTH IN DAYS
1.	6421	Retail salespersons	NOC Skill Level C	3,165	17	20
2.	7452	Material handlers	NOC Skill Level C	3,102	20	20
3.	7511	Transport truck drivers	NOC Skill Level C	1,562	21	15
4.	1221	Administrative officers	NOC Skill Level B	1,383	25	20
5.	6552	Other customer and information services representatives	NOC Skill Level C	1,319	18	20
6.	6711	Food counter attendants kitchen helpers and related support occupations	NOC Skill Level D	1,151	19	20
7.	6322	Cooks	NOC Skill Level B	1,043	28	20
8.	0621	Retail and wholesale trade managers	NOC Skill Level A	1,021	19	20
9.	1241	Administrative assistants	NOC Skill Level B	982	27	20
10.	6622	Store shelf stockers clerks and order fillers	NOC Skill Level D	542	17	20
11.	1311	Accounting technicians and bookkeepers	NOC Skill Level B	540	40	20
12.	1215	Supervisors supply chain tracking and scheduling co-ordination occupations	NOC Skill Level B	520	26	20
13.	4412	Home support workers housekeepers and related occupations	NOC Skill Level C	510	19	20
14.	1414	Receptionists	NOC Skill Level C	510	18	20
15.	1521	Shippers and receivers	NOC Skill Level C	500	21	20
16.	7514	Delivery and courier service drivers	NOC Skill Level C	484	19	19.5
17.	7321	Automotive service technicians truck and bus mechanics and mechanical repairers	NOC Skill Level B	474	23	20
18.	6731	Light duty cleaners	NOC Skill Level D	427	22	20
19.	6311	Food service supervisors	NOC Skill Level B	374	50	20
20.	1122	Professional occupations in business management consulting	NOC Skill Level A	372	16	14
21.	1114	Other financial officers	NOC Skill Level A	359	17	14
22.	1111	Financial auditors and accountants	NOC Skill Level A	358	17	14
23.	0111	Financial managers	NOC Skill Level A	356	21	20
24.	6231	Insurance agents and brokers	NOC Skill Level B	355	17	19
25.	6211	Retail sales supervisors	NOC Skill Level B	351	31	20
26.	2173	Software engineers and designers	NOC Skill Level A	346	21	14
27.	6733	Janitors caretakers and building superintendents	NOC Skill Level D	344	17	20
28.	0124	Advertising marketing and public relations managers	NOC Skill Level A	342	19	15
29.	6512	Food and beverage servers	NOC Skill Level C	341	18	20

JOB POSTINGS BY 3-DIGIT NOC, SKILL LEVEL, FREQUENCY & DURATION

What jobs are hard to fill and/or in-demand?

	3-DIGIT NOC CODE	3-DIGIT NOC LABEL	OCCUPATION'S SKILL LEVEL	POSTING COUNT ▾	AVG POSTING LENGTH IN DAYS	MEDIAN POSTING LENGTH IN DAYS
1.	642	Retail salespersons	NOC Skill Level C	3,165	17	20
2.	745	Longshore workers and material handlers	NOC Skill Level C	3,103	20	20
3.	122	Administrative and regulatory occupations	NOC Skill Level B	2,126	23	20
4.	751	Motor vehicle and transit drivers	NOC Skill Level C	2,106	20	15
5.	655	Customer and information services representatives	NOC Skill Level C	1,324	18	20
6.	152	Supply chain logistics, tracking and scheduling co-ordination occupations	NOC Skill Level C	1,222	19	20
7.	217	Computer and information systems professionals	NOC Skill Level A	1,222	19	14
8.	632	Chefs and cooks	NOC Skill Level B	1,219	28	20
9.	124	Office administrative assistants - general, legal and medical	NOC Skill Level B	1,181	26	20
10.	671	Food counter attendants, kitchen helpers and related support occupations	NOC Skill Level D	1,151	19	20
11.	111	Auditors, accountants and investment professionals	NOC Skill Level A	1,028	17	14
12.	062	Retail and wholesale trade managers	NOC Skill Level A	1,021	19	20
13.	112	Human resources and business service professionals	NOC Skill Level A	1,020	19	20
14.	673	Cleaners	NOC Skill Level D	963	20	20
15.	121	Administrative services supervisors	NOC Skill Level B	741	26	20
16.	141	General office workers	NOC Skill Level C	736	18	20
17.	143	Financial, insurance and related administrative support workers	NOC Skill Level C	717	18	20
18.	131	Finance, insurance and related business administrative occupations	NOC Skill Level B	706	33	20
19.	441	Home care providers and educational support occupations	NOC Skill Level C	676	23	20
20.	662	Other sales support and related occupations	NOC Skill Level D	675	17	20
21.	421	Paraprofessional occupations in legal, social, community and education services	NOC Skill Level B	653	20	20
22.	011	Senior managers - construction, transportation, production and utilities	NOC Skill Level A	635	21	20
23.	651	Occupations in food and beverage service	NOC Skill Level C	627	18	20
24.	012	Senior managers - construction, transportation, production and utilities	NOC Skill Level A	580	17	14
25.	732	Automotive service technicians	NOC Skill Level B	548	25	20
26.	631	Service supervisors	NOC Skill Level B	524	42	20
27.	321	Medical technologists and technicians (except dental health)	NOC Skill Level B	512	18	20
28.	623	Insurance, real estate and financial sales occupations	NOC Skill Level B	437	16	19

JOB POSTINGS BY 2-DIGIT NOC, SKILL LEVEL, FREQUENCY & DURATION

What jobs are hard to fill and/or in-demand?

	2-DIGIT NOC CODE	2-DIGIT NOC LABEL	OCCUPATION'S SKILL LEVEL	POSTING COUNT ▾	AVG POSTING LENGTH IN DAYS	MEDIAN POSTING LENGTH IN DAYS
1.	12	Administrative and financial supervisors and administrative occupations	NOC Skill Level B	4,070	24	20
2.	64	Sales representatives and salespersons - wholesale and retail trade	NOC Skill Level C	3,309	17	20
3.	74	Other installers, repairers and servicers and material handlers	NOC Skill Level C	3,183	20	20
4.	65	Service representatives and other customer and personal services occupations	NOC Skill Level C	2,532	18	20
5.	75	Transport and heavy equipment operation and related maintenance occupations	NOC Skill Level C	2,314	21	15
6.	67	Service support and other service occupations, n.e.c.	NOC Skill Level D	2,160	19	20
7.	63	Service supervisors and specialized service occupations	NOC Skill Level B	2,126	30	20
8.	11	Professional occupations in business and finance	NOC Skill Level A	2,048	18	14
9.	21	Professional occupations in natural and applied sciences	NOC Skill Level A	1,948	18	14
10.	14	Office support occupations	NOC Skill Level C	1,630	18	20
11.	06	Middle management occupations in retail and wholesale trade and customer services	NOC Skill Level A	1,628	19	20
12.	72	Industrial, electrical and construction trades	NOC Skill Level B	1,351	29	20
13.	15	Distribution, tracking and scheduling co-ordination occupations	NOC Skill Level C	1,284	19	20
14.	01	Senior managers - construction, transportation, production and utilities	NOC Skill Level A	1,220	19	19
15.	62	Retail sales supervisors and specialized sales occupations	NOC Skill Level B	1,105	21	20
16.	22	Technical occupations related to natural and applied sciences	NOC Skill Level B	1,026	22	20
17.	66	Sales support occupations	NOC Skill Level D	974	17	20
18.	73	Maintenance and equipment operation trades	NOC Skill Level B	970	26	20
19.	32	Technical occupations in health	NOC Skill Level B	810	18	20
20.	13	Finance, insurance and related business administrative occupations	NOC Skill Level B	706	33	20
21.	44	Care providers and educational, legal and public protection support occupations	NOC Skill Level C	683	23	20
22.	42	Paraprofessional occupations in legal, social, community and education services	NOC Skill Level B	653	20	20
23.	41	Professional occupations in law and social, community and government services	NOC Skill Level A	555	20	20
24.	07	Managers in customer and personal services, n.e.c.	NOC Skill Level A	515	18	20
25.	76	Trades helpers, construction labourers and related occupations	NOC Skill Level D	414	24	20
26.	52	Technical occupations in art, culture, recreation and sport	NOC Skill Level B	407	21	20
27.	31	Professional occupations in health (except nursing)	NOC Skill Level A	393	17	19

MULTILINGUAL JOB POSTINGS BY THE NUMBERS

ACTIVE POSTINGS
6,362

NEW POSTINGS
3,729

COMPANIES
2,550

JOB LANGUAGES
12

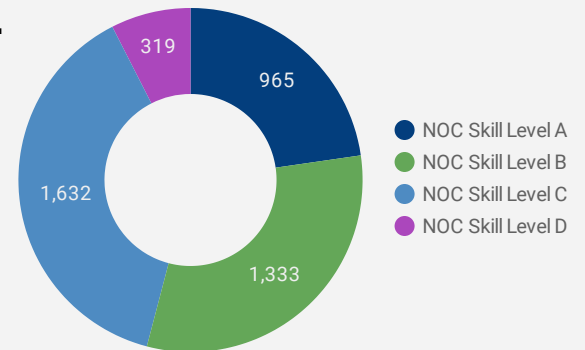
OF DAYS POSTED

AVERAGE
18.1

MEDIAN
20

MULTILINGUAL JOB POSTINGS BY SKILL LEVEL

What language skills are employers looking for by occupational skill level?



965 Skill Level A - Management/ Professional Occupations usually requiring University

1,333 Skill Level B - Usually college education or apprenticeship training

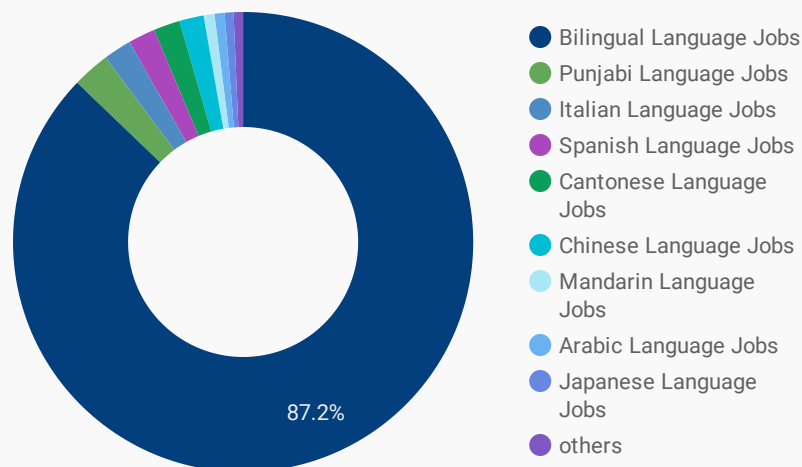
1,632 Skill Level C - Usually secondary education or occupation-specific training

319 Skill Level D - Usually on-the-job training

LANGUAGES	NOC Skill Level A	NOC Skill Level B	NOC Skill Level C	NOC Skill Level D
Bilingual Language Jobs	841	1,089	1,407	267
Punjabi Language Jobs	17	72	28	6
Italian Language Jobs	7	53	45	12
Cantonese Language Jobs	16	23	56	4
Spanish Language Jobs	25	32	34	6
Chinese Language Jobs	23	19	25	7
Mandarin Language Jobs	14	12	10	1

LANGUAGE SKILLS BREAKDOWN

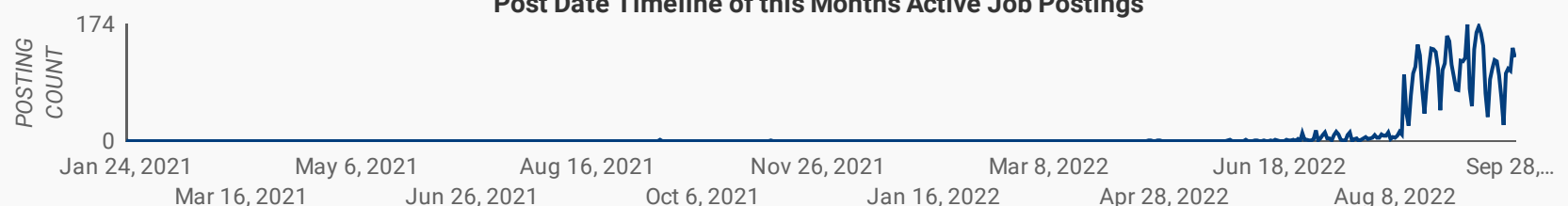
Which kinds of language skills do employers seek?



LANGUAGES	POSTING COUNT
1. Bilingual Language Jobs	5,530
2. Punjabi Language Jobs	156
3. Spanish Language Jobs	137
4. Italian Language Jobs	132
5. Cantonese Language Jobs	118
6. Chinese Language Jobs	110
7. Mandarin Language Jobs	52

1 - 12 / 12 < >

Post Date Timeline of this Month's Active Job Postings



LANGUAGE SKILLS BEING RECRUITED BY JOB CATEGORY

What language skills are sought by 1-Digit NOC?

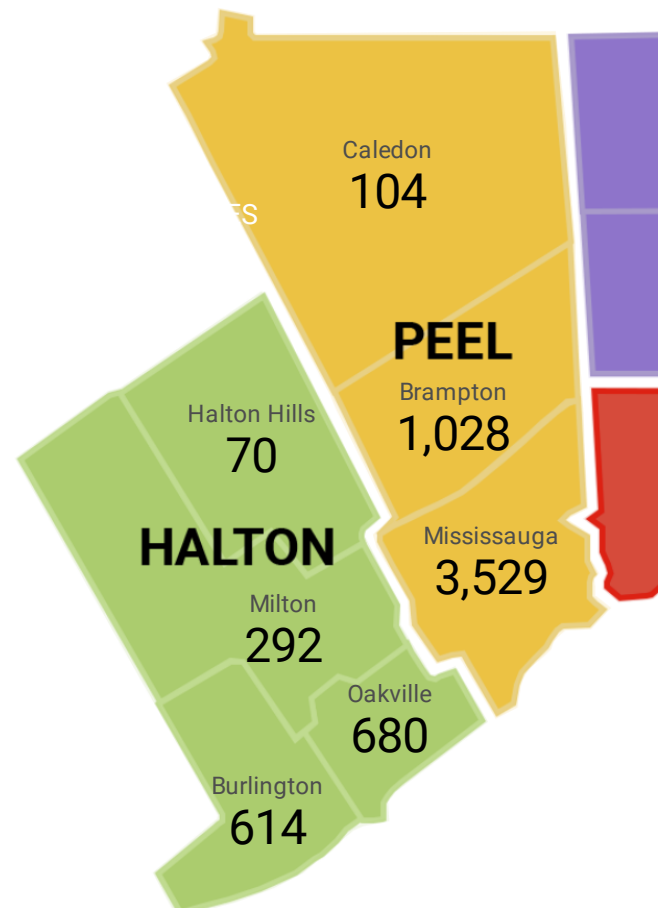
BROAD OCCUPATIONAL CATEGORY	French La...	Punjabi L...	Italian La...	Cantones...	Spanish ...	Chinese ...	Grand total
Business, finance and administration occu...	1,058	57	1	27	38	15	1,236
Health occupations	175	13		10		8	207
Management occupations	316	10	6	2	8	5	362
Natural and applied sciences and related o...	175	1	1		9	8	204
Natural resources, agriculture and related ...	9						9
Occupations in art, culture, recreation and ...	31	4		2	1	1	40
Occupations in education, law and social, ...	264	4	4	2	8	14	302
Occupations in manufacturing and utilities	35		1		1		38
Sales and service occupations	1,155	25	102	54	26	23	1,440
Trades, transport and equipment operator...	386	9	2	2	6		411
Grand total	3,604	123	117	99	97	74	4,249

MULTILINGUAL JOB POSTINGS BY MUNICIPALITY

What language skills are sought by 4-Digit NOC?

MUNICIPALITY	JOB LANGUAGES	AVG POSTING LENGTH IN DAYS	MEDIAN POSTING LENGTH IN DAYS
1. City of Mississauga	3,529	19.0	19
2. City of Brampton	1,028	21.1	20
3. Oakville	680	17.9	20
4. Burlington	614	18.8	20
5. Milton	292	19.5	20
6. Town of Caledon	104	25.0	20
7. Halton Hills	70	21.3	20

REGION	JOB LANGUAGES	AVG POSTING LENGTH IN DAYS	MEDIAN POSTING LENGTH IN DAYS
1. Peel Region	4,661	19.9	20
2. Halton Region	1,656	18.7	20



LANGUAGE DEMAND BY JOB

What language skills are sought by 4-Digit NOC?

4 DIGIT NOC NAME		POSTINGS ▾
1.	Other customer and information service...	391
2.	Retail salespersons	312
3.	Material handlers	179
4.	Administrative officers	162
5.	Food counter attendants kitchen helpers...	142
6.	Administrative assistants	132
7.	Cooks	100
8.	Insurance agents and brokers	83
9.	Retail and wholesale trade managers	81
10.	Professional occupations in advertising ...	73
11.	Receptionists	65
12.	Other instructors	63
13.	User support technicians	56
14.	Human resources professionals	56
15.	Food and beverage servers	53
16.	Supervisors supply chain tracking and s...	52
17.	Human resources and recruitment officers	50
18.	Accounting technicians and bookkeepers	50
19.	Accounting and related clerks	49
20.	Business development officers and mark...	45
21.	Medical administrative assistants	44
22.	Delivery and courier service drivers	42
23.	Social and community service workers	42
24.	Advertising marketing and public relatio...	41
25.	Transport truck drivers	41
26.	Professional occupations in business m...	41
27.	Other financial officers	39
28.	Store shelf stockers clerks and order fill...	39
29.	Home support workers housekeepers an...	37
30.	Shippers and receivers	36
31.	Sales and account representatives - whol...	34
1 - 100 / 260		< >

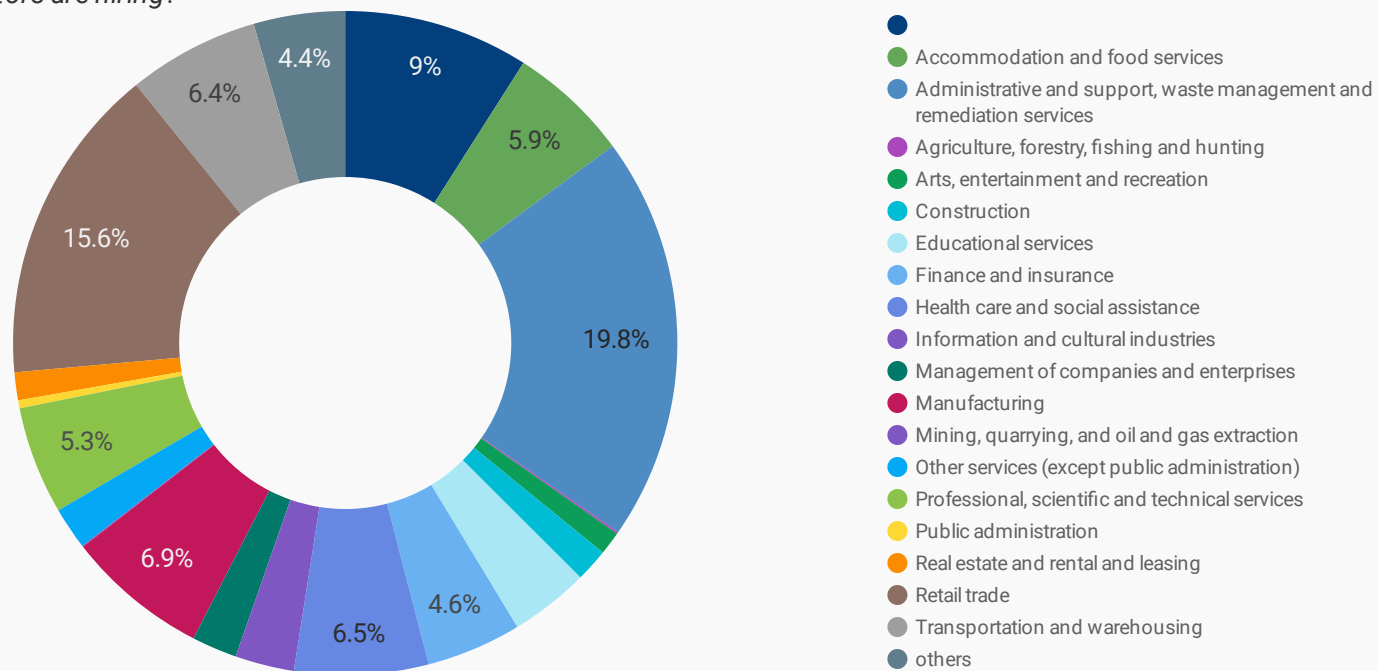
MULTILINGUAL HIRING EMPLOYERS

Which employers are seeking multilingual candidates?

COMPANY		POSTINGS ▾
1.	Trillium Health Partners	257
2.	LAURENTIAN BANK OF CANADA	103
3.	Peel District School Board	70
4.	Royal Bank of Canada	64
5.	Randstad Interim Inc.	59
6.	Baylis Medical	47
7.	Btrust International Trading Inc.	44
8.	Kijiji Jobs	41
9.	FEDEX	40
10.	CANON CANADA INC.	38
11.	Liquor Control Board of Ontario	36
12.	Desjardins	36
13.	Bell	35
14.	Siemens Corporation	33
15.	ERINOAKKIDS CENTRE FOR TREATMENT AND DEVELOPMENT	33
16.	myGwork	30
17.	The Source (Bell) Electronics Inc.	30
18.	FedEx Express Canada	28
19.	Desjardins Financial Security Independent Network - GTA West Financial Centre	27
20.	Robert Half Canada Inc.	26
21.	Farm Boy Inc.	25
22.	Bmo	25
23.	Amerisourcebergen Corporation	25
24.	Restorer Inc	24
25.	VON Canada	24
26.	BANQUE LAURENTIENNE DU CANADA	23
1 - 50 / 2553		< >

TOP HIRING SECTORS BY 2-DIGIT NAICS CODE

What sectors are hiring?



	NAICS CODE	2-DIGIT NAICS LABEL	POSTING COUNT	AVG POSTING LENGTH IN DAYS	MEDIAN POSTING LENGTH IN DAYS
1.	56	Administrative and support, waste management and remediation services	7,962	20.7	20
2.	44-45	Retail trade	5,728	16.8	19
3.	31-33	Manufacturing	2,570	17.9	20
4.	62	Health care and social assistance	2,455	18.1	20
5.	72	Accommodation and food services	2,437	21.0	20
6.	48-49	Transportation and warehousing	2,360	19.9	20
7.	0	0	2,249	15.5	15
8.	54	Professional, scientific and technical services	2,042	17.3	14
9.	52	Finance and insurance	1,714	14.3	14
10.	41	Wholesale trade	1,461	17.9	20
11.	61	Educational services	1,378	14.7	15
12.	51	Information and cultural industries	1,119	15.4	14
13.	55	Management of companies and enterprises	849	22.2	20
14.	81	Other services (except public administration)	806	21.2	20
15.	23	Construction	603	19.7	20
16.	53	Real estate and rental and leasing	522	17.4	15
17.	71	Arts, entertainment and recreation	402	17.3	20
18.	91	Public administration	166	22.8	20
19.	22	Utilities	146	15.3	14
20.	11	Agriculture, forestry, fishing and hunting	31	19.5	20

NOTE: NAICS code 56 includes Employment Agencies. Manufacturing includes codes 31-33, Retail Trade includes codes 44-45 and Transportation and Warehousing includes codes 48-49.

TOP HIRING SECTORS BY 3-DIGIT NAICS CODE

What sectors are hiring?

	NAICS CODE	3-DIGIT NAICS LABEL	POSTING COUNT ▾	AVERAGE POSTING LENGTH IN DAYS	MEDIAN POSTING LENGTH IN DAYS
1.	561	Administrative and support services	7,775	20.8	20
2.			2,249	15.5	15
3.	722	Food services and drinking places	2,107	21.2	20
4.	541	Professional, scientific and technical services	2,042	17.3	14
5.	611	Educational services	1,378	14.7	15
6.	621	Ambulatory health care services	1,285	18.7	20
7.	445	Food and beverage stores	1,081	17.2	15
8.	522	Credit intermediation and related activities	929	14.2	14
9.	448	Clothing and clothing accessories stores	893	18.1	20
10.	452	General merchandise stores	880	13.0	14
11.	551	Management of companies and enterprises	849	22.2	20
12.	484	Truck transportation	840	21.5	20
13.	623	Nursing and residential care facilities	729	16.8	14
14.	492	Couriers and messengers	687	21.1	20
15.	446	Health and personal care stores	656	17.3	19
16.	311	Food manufacturing	591	17.1	20
17.	441	Motor vehicle and parts dealers	507	18.2	20
18.	453	Miscellaneous store retailers	454	18.3	20
19.	515	Broadcasting (except Internet)	428	14.9	14
20.	523	Securities, commodity contracts, and other financial investment and related activities	420	12.7	14
21.	442	Furniture and home furnishings stores	416	18.1	19
22.	624	Social assistance	385	19.0	20
23.	713	Amusement, gambling and recreation industries	384	17.3	20
24.	493	Warehousing and storage	376	17.7	20
25.	444	Building material and garden equipment and supplies dealers	372	16.9	20
26.	524	Insurance carriers and related activities	365	17.5	20
27.	336	Transportation equipment manufacturing	363	17.7	14
28.	811	Repair and maintenance	359	23.3	20
29.	721	Accommodation services	330	19.6	20
30.	325	Chemical manufacturing	329	15.3	14
31.	417	Machinery, equipment and supplies merchant wholesalers	321	18.6	20

TOP HIRING SECTORS BY 4-DIGIT NAICS CODE

What sectors are hiring?

	NAICS CODE	4-DIGIT NAICS LABEL	POSTING COUNT ▼	AVERAGE POSTING LENGTH IN DAYS	MEDIAN POSTING DAYS IN LENGTH
1.	5613	Employment services	6,992	21.1	20
2.			2,249	15.5	15
3.	7225	Full-service restaurants and limited-service eating places	1,610	23.0	20
4.	5221	Depository credit intermediation	868	14.0	14
5.	5511	Management of companies and enterprises	849	22.2	20
6.	4521	Department stores	842	12.8	14
7.	4451	Grocery stores	812	17.4	19
8.	4841	General freight trucking	761	21.5	20
9.	4481	Clothing stores	727	17.6	20
10.	4921	Couriers	681	21.1	20
11.	4461	Health and personal care stores	656	17.3	19
12.	6117	Educational support services	635	10.9	14
13.	5413	Architectural, engineering and related services	616	16.2	14
14.	6233	Community care facilities for the elderly	574	16.5	14
15.	7223	Special food services	453	16.1	14
16.	5152	Pay and specialty television	427	14.9	14
17.	5239	Other financial investment activities	414	12.6	14
18.	5418	Advertising, public relations, and related services	409	17.0	14
19.	4411	Automobile dealers	390	18.3	20
20.	4931	Warehousing and storage	376	17.7	20
21.	4441	Building material and supplies dealers	369	16.8	20
22.	7139	Other amusement and recreation industries	354	17.3	20
23.	7211	Traveller accommodation	330	19.6	20
24.	5416	Management, scientific and technical consulting services	327	15.1	14
25.	3116	Meat product manufacturing	320	15.7	14
26.	8111	Automotive repair and maintenance	301	23.4	20
27.	5112	Software publishers	291	13.6	14
28.	4431	Electronics and appliance stores	276	17.1	16
29.	5616	Investigation and security services	276	19.0	20
30.	6212	Offices of dentists	275	18.8	20
31.	4539	Other miscellaneous store retailers	263	16.3	18.5

TOP HIRING SECTORS BY 5-DIGIT NAICS CODE

What sectors are hiring?

	NAICS CODE	5-DIGIT NAICS LABEL	POSTING COUNT ▾	AVERAGE POSTING LENGTH IN DAYS	MEDIAN POSTING LENGTH IN DAYS
1.	56131	Employment placement agencies and executive search services	6,951	21.1	20
2.			2,249	15.5	15
3.	72251	Full-service restaurants and limited-service eating places	1,610	23.0	20
4.	55111	Management of companies and enterprises	849	22.2	20
5.	52211	Banking	847	13.9	14
6.	45211	Department stores	842	12.8	14
7.	44511	Supermarkets and other grocery (except convenience) stores	786	17.2	19
8.	49211	Couriers	681	21.1	20
9.	61171	Educational support services	635	10.9	14
10.	62331	Community care facilities for the elderly	574	16.5	14
11.	54133	Engineering services	456	16.7	14
12.	48412	General freight trucking, long distance	453	22.9	20
13.	51521	Pay and specialty television	427	14.9	14
14.	52399	All other financial investment activities	375	11.6	14
15.	44111	New car dealers	367	18.3	20
16.	49311	General warehousing and storage	349	17.7	20
17.	72111	Hotels (except casino hotels) and motels	329	19.6	20
18.	31161	Animal slaughtering and processing	320	15.7	14
19.	44411	Home centres	318	16.4	17
20.	48411	General freight trucking, local	308	19.5	15
21.	51121	Software publishers	291	13.6	14
22.	44819	Other clothing stores	286	18.0	20
23.	44314	Electronics and appliance stores	276	17.1	16
24.	62121	Offices of dentists	275	18.8	20
25.	54181	Advertising agencies	264	16.8	14
26.	72232	Caterers	260	14.8	14
27.	44611	Pharmacies and drug stores	257	16.6	14
28.	62111	Offices of physicians	243	22.9	20
29.	44529	Other specialty food stores	240	16.1	14
30.	56161	Investigation, guard and armoured car services	229	18.6	20
31.	44211	Furniture stores	227	17.5	14

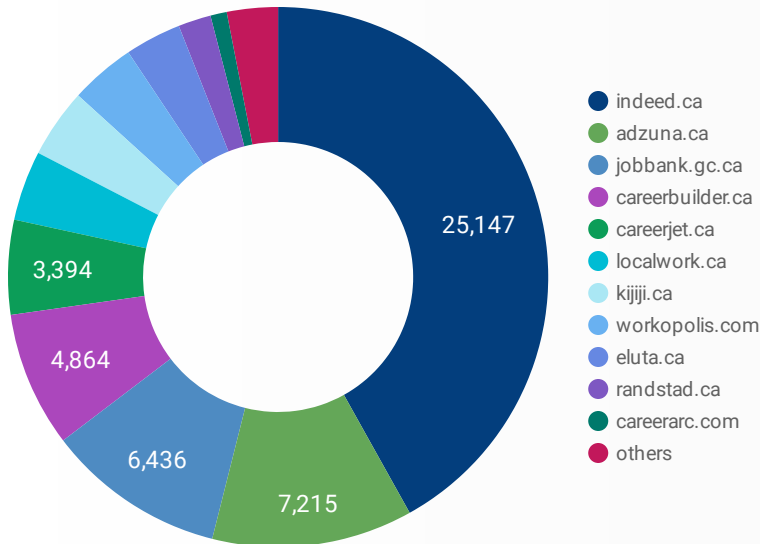
TOP HIRING SECTORS BY 6-DIGIT NAICS CODE

What sectors are hiring?

	NAICS CODE	6-DIGIT NAICS LABEL	POSTING COUNT ▾	AVG POSTING LENGTH IN DAYS	MEDIAN POSTING LENGTH IN DAYS
1.	561310	Employment placement agencies and executive search services	7,373	20.8	20
2.	722511	Full-service restaurants	923	22.8	20
3.	452110	Department stores	901	12.4	14
4.	551114	Head offices	843	22.1	20
5.	445110	Supermarkets and other grocery (except convenience) stores	831	16.9	14
6.	722512	Limited-service eating places	767	23.1	20
7.	492110	Couriers	734	20.7	20
8.	522112	Corporate and institutional banking industry	673	14.1	14
9.	611710	Educational support services	666	10.5	14
10.	623310	Community care facilities for the elderly	602	16.3	14
11.	541330	Engineering services	491	16.3	14
12.	515210	Pay and specialty television	443	14.8	14
13.	523990	All other financial investment activities	408	11.3	14
14.	441110	New car dealers	390	18.4	20
15.	493110	General warehousing and storage	376	17.6	20
16.	444110	Home centres	341	15.8	16
17.	721111	Hotels	339	19.6	20
18.	484110	General freight trucking, local	320	18.9	15
19.	511211	Software publishers (except video game publishers)	316	13.9	14
20.	448199	All other clothing stores	305	18.3	20
21.	621210	Offices of dentists	297	19.0	20
22.	484121	General freight trucking, long distance, truck-load	295	23.7	20
23.	541810	Advertising agencies	284	16.2	14
24.	722320	Caterers	275	14.3	14
25.	446110	Pharmacies and drug stores	273	16.7	14
26.	621110	Offices of physicians	257	22.6	20
27.	443143	Appliance, television and other electronics stores	256	16.6	14
28.	442110	Furniture stores	243	17.3	14
29.	713940	Fitness and recreational sports centres	238	18.5	20
30.	522111	Personal and commercial banking industry	226	13.0	14
31.	541514	Computer systems design and related services (except video game design and development)	217	24.2	20

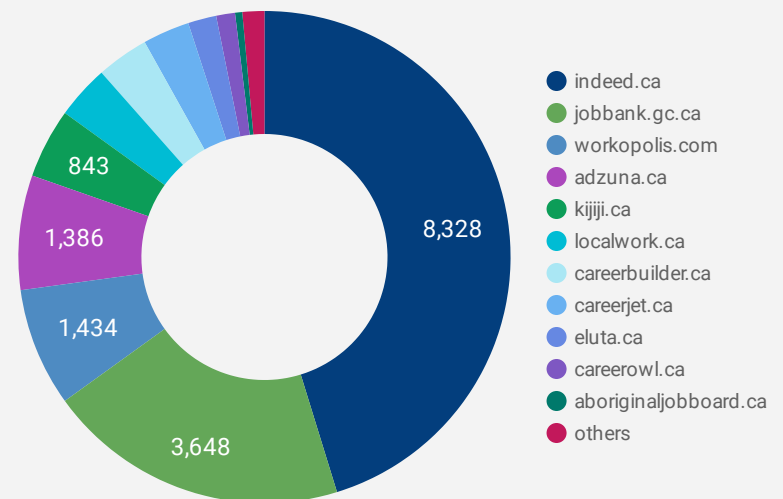
JOB POSTINGS BY JOB BOARD

What share of unique job postings appear on each job board?



COMPANIES BY JOB BOARD

What share of unique job postings appear on each job board?



JOB POSTING DETAILS BY JOB BOARD

How does job posting activity differ by job board?

	JOB BOARD	POSTING COUNT	AVG POSTING LENGTH IN DAYS	MEDIAN POSTING LENGTH IN DAYS	# OF COMPANIES
1.	indeed.ca	25,147	20	20	8,328
2.	adzuna.ca	7,215	14	14	1,386
3.	jobbank.gc.ca	6,436	50	31	3,648
4.	careerbuilder.ca	4,864	8	8	631
5.	careerjet.ca	3,394	21	22	567
6.	localwork.ca	2,514	57	62.5	650
7.	kijiji.ca	2,484	15	15	843
8.	workopolis.com	2,344	14	14	1,434
9.	eluta.ca	2,019	20	20	343
10.	randstad.ca	1,177	35	16	1
11.	careerarc.com	587	28	16	29
12.	jobillico.com	440	39	21.5	74
13.	careerowl.ca	377	116	110	228
14.	network.applytoeducation.com	358	5	2	8
15.	rncareers.ca	166	13	7	40
16.	aboriginaljobboard.ca	130	78	74	87
17.	retail.ca	56	20	16	16
18.	careersinfood.com	49	23	21.5	9