

# JOB DEMAND REPORT

## AUGUST 2022

### HIGHLIGHTS

#### JOB POSTINGS BY THE NUMBERS

TOTAL POSTINGS	NEW THIS MONTH	COMPANIES	JOB BOARDS
60,369	37,652	14,141	33

#### # OF DAYS POSTED

AVERAGE	MEDIAN
19.7	20

### REPORT BUILDER

The default filter selection below will show all job demand data for the month. You can use the filters to create a customized report for the purpose of understanding a subset of the data.

#### OCCUPATION FILTERS

SKILL TYPE NAME / 1-DIGIT NOC	▼
MAJOR GROUP / 2-DIGIT NOC	▼
MINOR GROUP / 3-DIGIT NOC	▼
UNIT GROUP / 4-DIGIT NOC	▼
SKILL LEVEL	▼
JOB TYPE	▼
JOB DURATION	▼
ADDITIONAL LANGUAGE	▼
SPECIFIC JOB TAGS	▼

#### INDUSTRY/SECTOR FILTERS

HIRING SECTOR BY 2-DIGIT NAICS CODE	▼
HIRING SECTOR BY 3-DIGIT NAICS CODE	▼
HIRING SECTOR BY 4-DIGIT NAICS CODE	▼
HIRING SECTOR BY 5-DIGIT NAICS CODE	▼
HIRING SECTOR BY 6-DIGIT NAICS CODE	▼

#### OTHER FILTERS

MUNICIPALITY	▼
REGION	▼
JOB BOARD	▼

NOC = National Occupation Classification | NAICS = North American Industry Classification System

Page 1 of 20

#### Source:

Job posting data collected by the Peel Halton Workforce Development Group from job boards and employer websites that recruit candidates in Peel and Halton Regions.

Canada 

EMPLOYMENT ONTARIO  EMPLOI ONTARIO

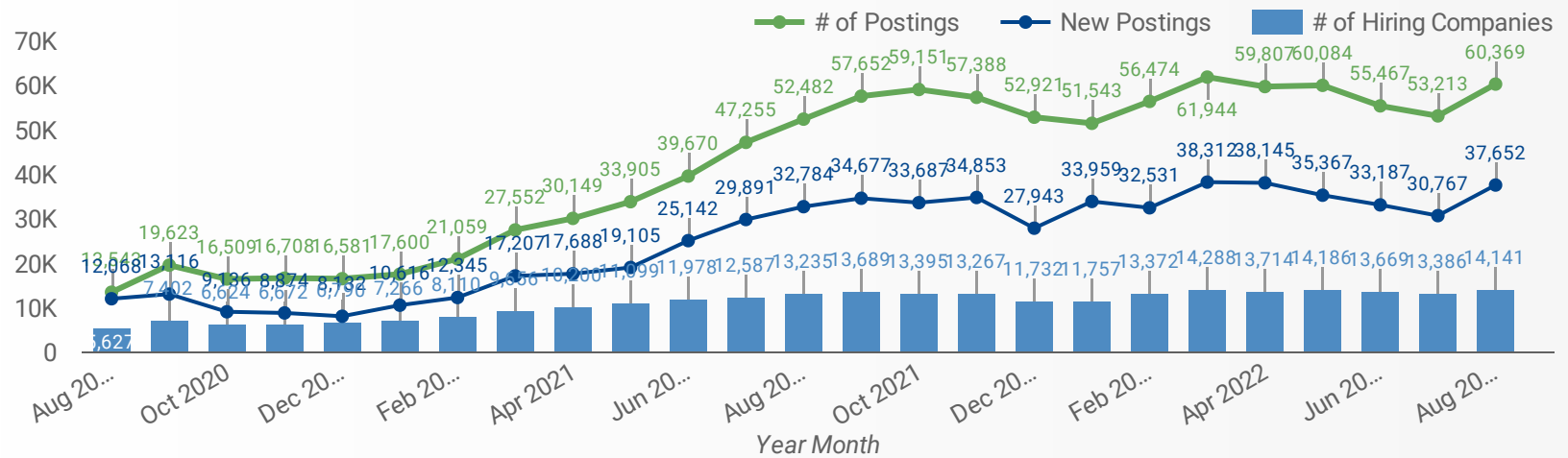
Ontario 

This Employment Ontario service is funded in part by the Government of Canada and the Government of Ontario.

Ce service Emploi Ontario est financé en partie par le gouvernement du Canada et le gouvernement de l'Ontario.

## JOB POSTINGS BY MONTH FOR PEEL & HALTON REGIONS

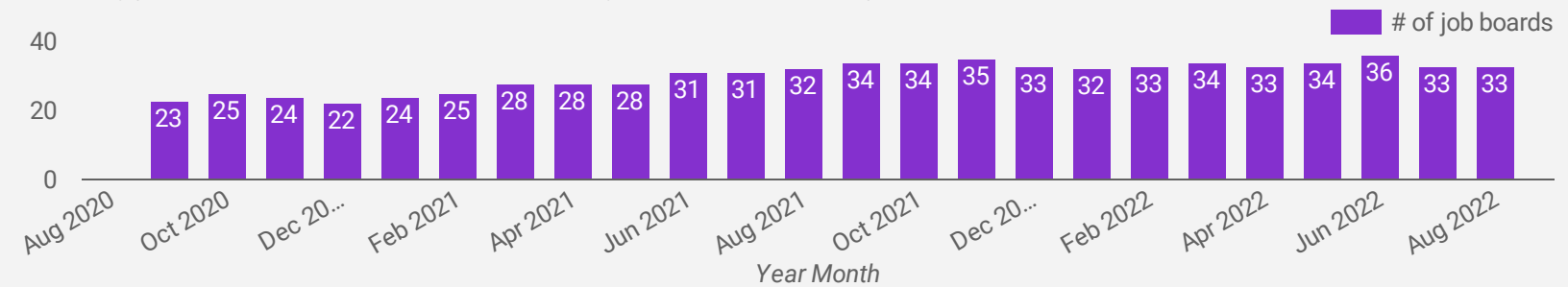
How many job postings were active for at least 1 day this month?



NOTE: This graph cannot be filtered using the controls on the cover page

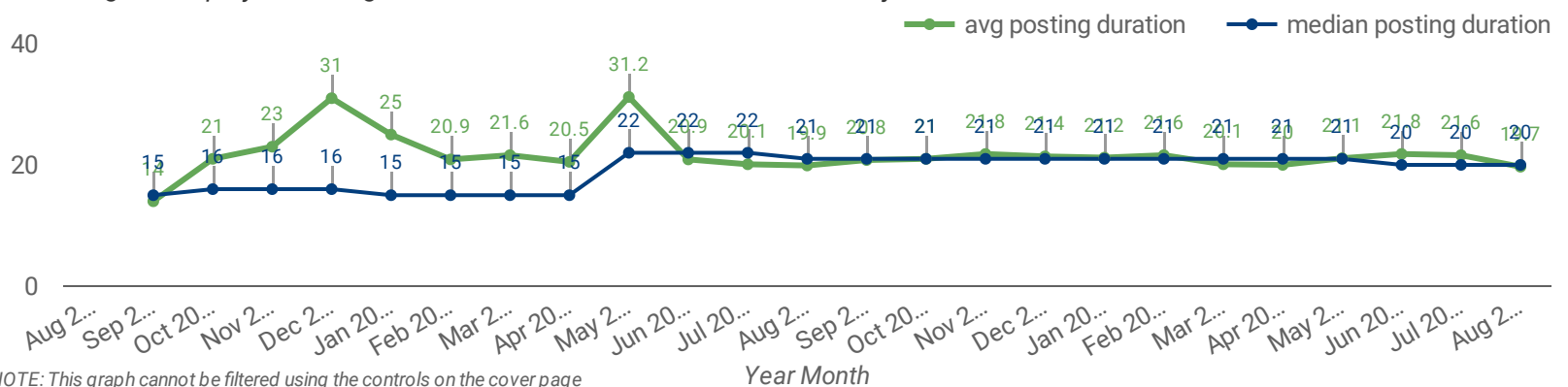
## NUMBER OF ACTIVE JOB BOARDS

How many job postings were active for at least 1 day this month on these job boards?



## AVG & MEDIAN POSTING LENGTH BY DAYS

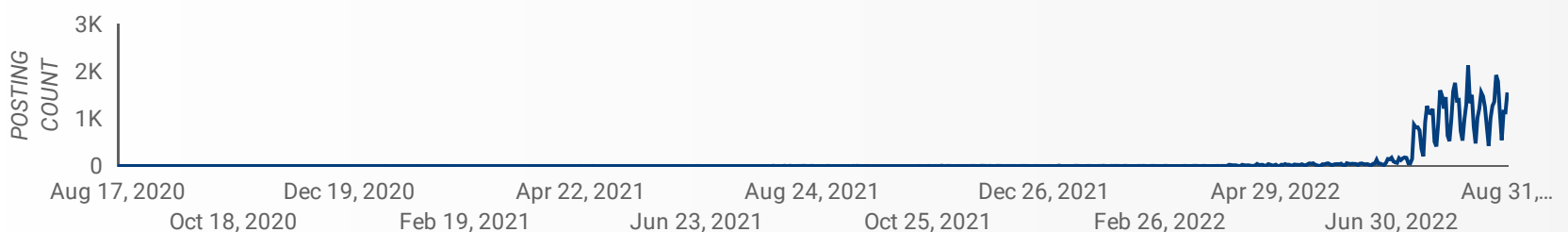
How long are employers having to recruit for to find candidates to fill their job vacancies?



NOTE: This graph cannot be filtered using the controls on the cover page

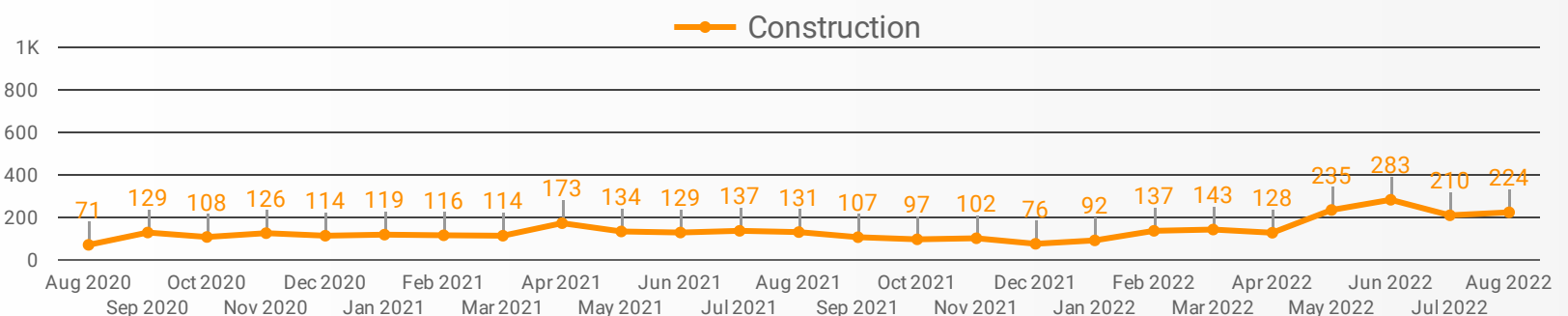
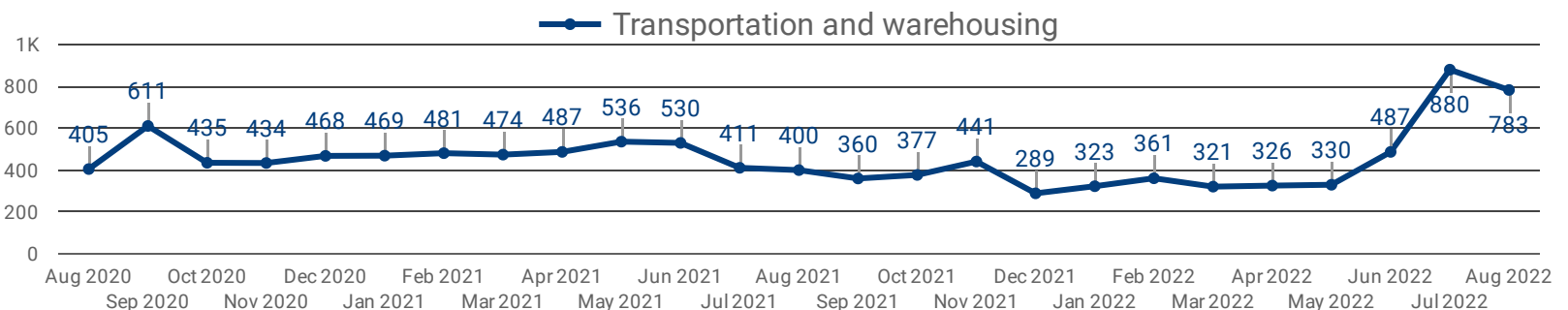
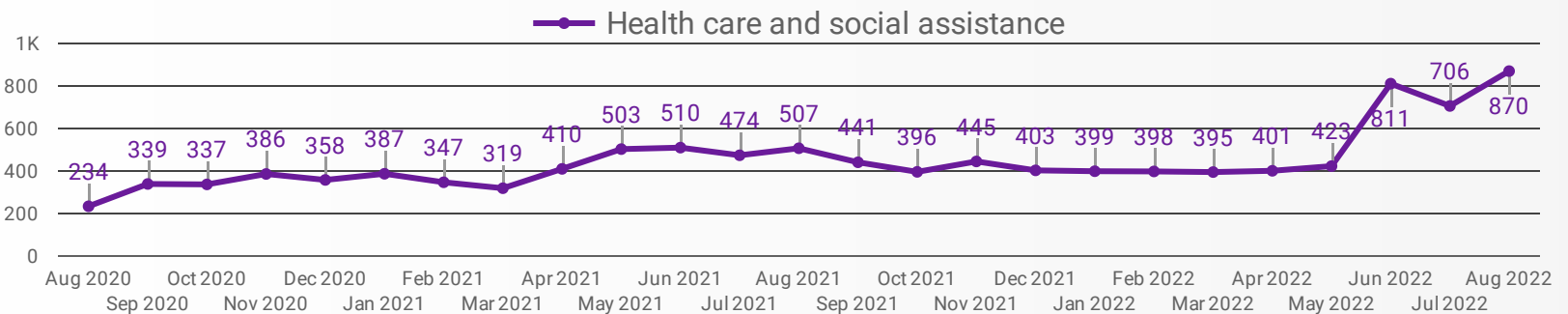
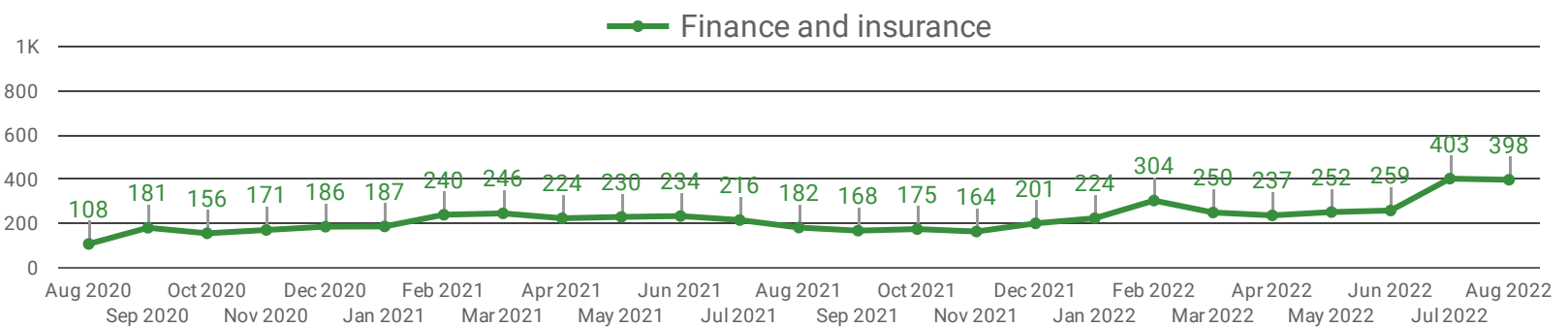
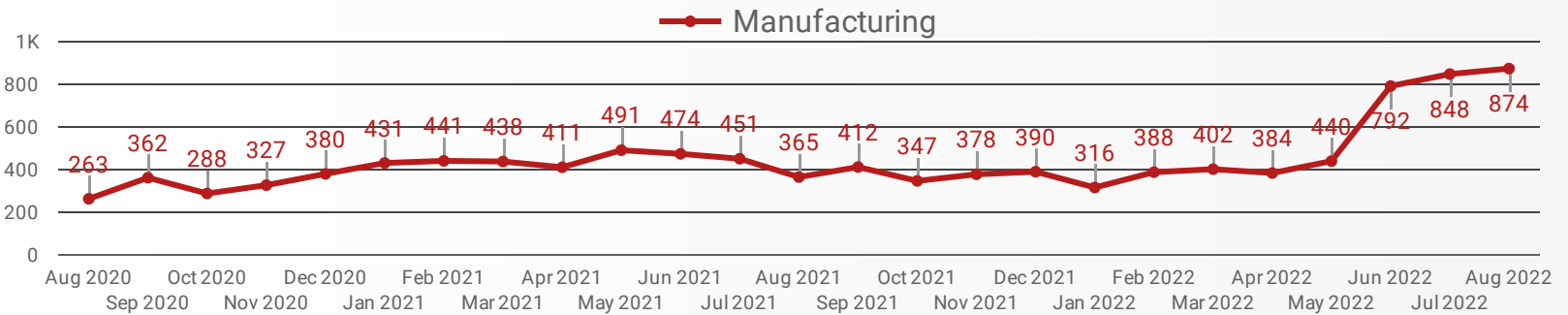
## POST DATE TIMELINE FOR THIS MONTH'S ACTIVE JOB POSTINGS

How many job postings were active for at least 1 day this month?



## DEMAND BY KEY SECTOR (PEEL & HALTON REGIONS)

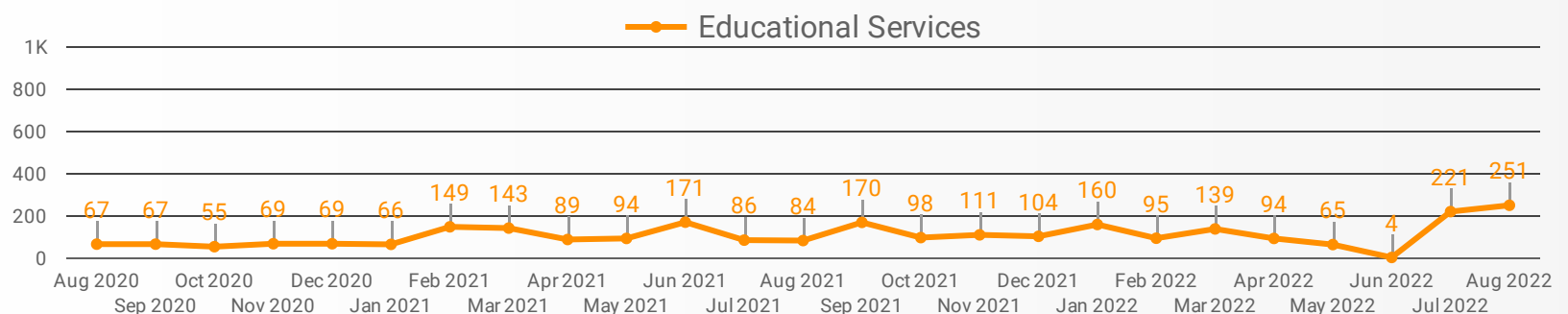
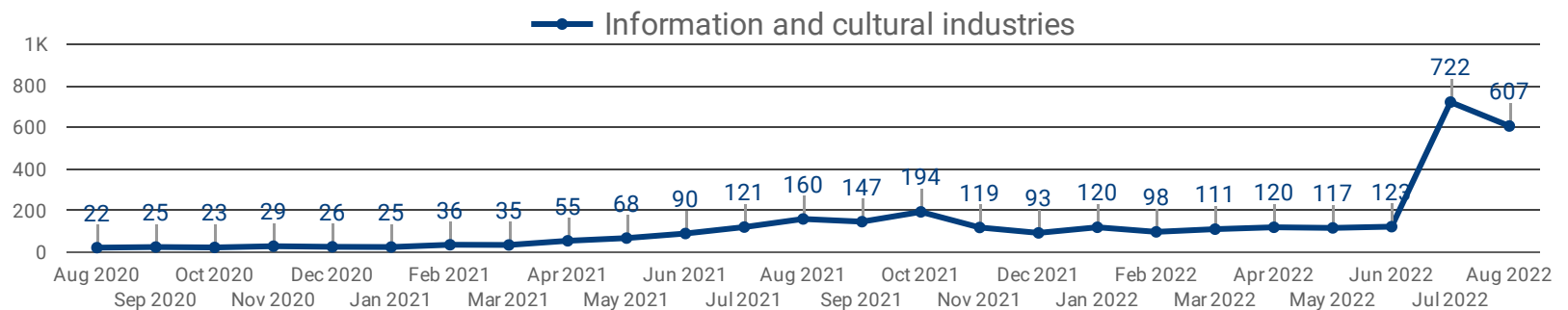
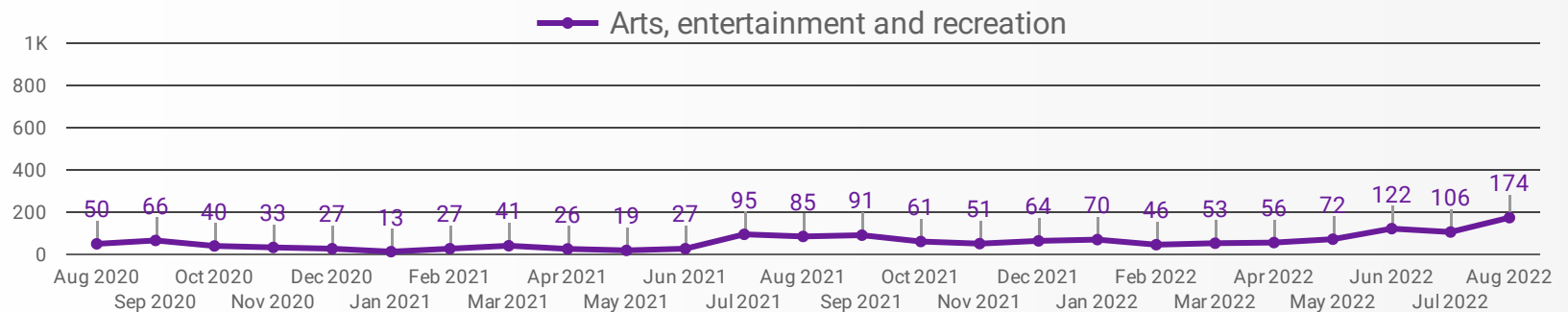
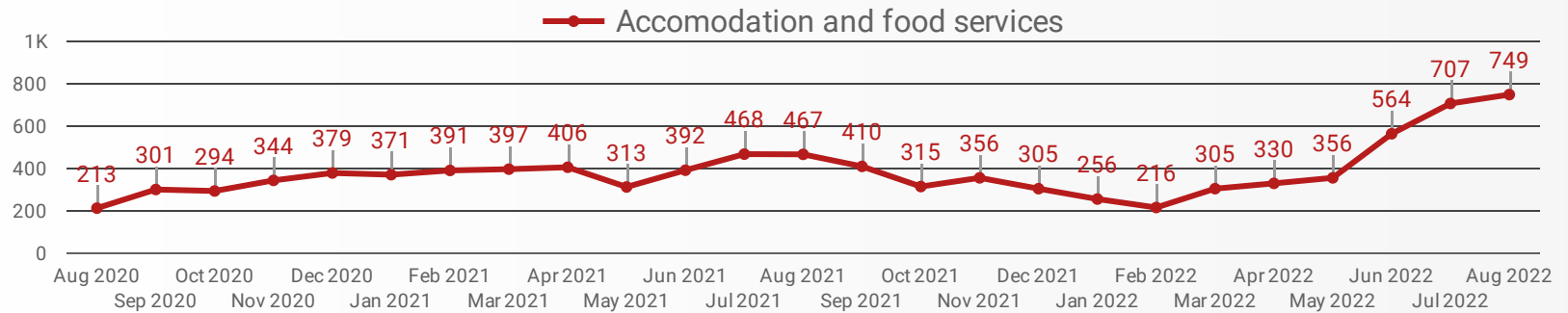
How many job postings were active for at least 1 day this month by sector?



NOTE: This graph cannot be filtered using the controls on the cover page

## DEMAND BY IMPACTED SECTOR (PEEL & HALTON REGIONS)

How many job postings were active for at least 1 day this month by sector?



NOTE: This graph cannot be filtered using the controls on the cover page

## JOB POSTINGS BY REGION

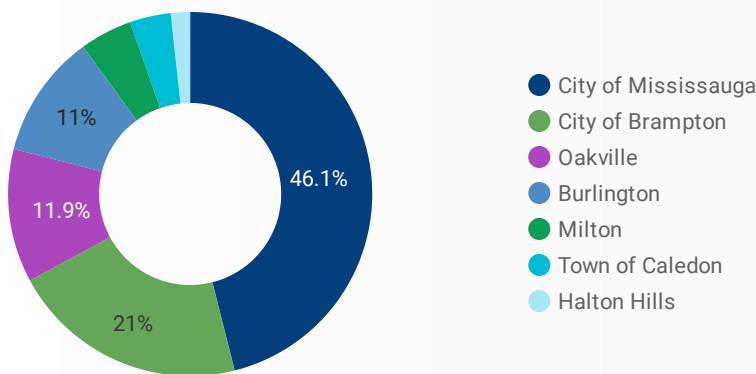
Where are job opportunities being offered?

	REGION	POSTING COUNT	AVG POSTING LENGTH IN DAYS	MEDIAN POSTING LENGTH IN DAYS
1.	Peel Region	42,425	20.2	20
2.	Halton Region	17,532	18.5	20

## JOB POSTINGS BY MUNICIPALITY

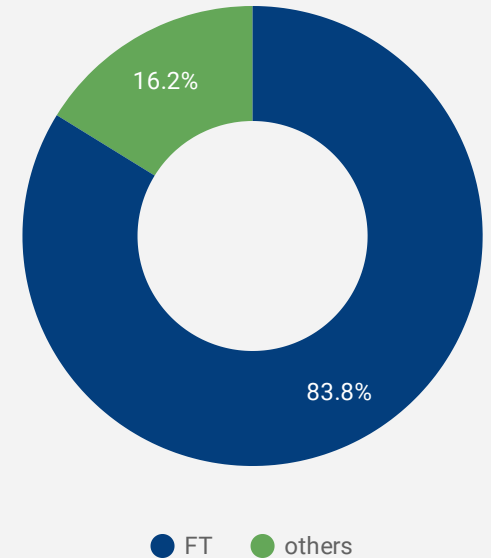
Where are job opportunities being offered?

	MUNICIPALITY	POSTING COUNT	AVG POSTING LENGTH IN DAYS	MEDIAN POSTING LENGTH IN DAYS
1.	City of Mississauga	27,621	19.7	19
2.	City of Brampton	12,618	21.1	20
3.	Oakville	7,111	18.1	19
4.	Burlington	6,614	18.5	20
5.	Milton	2,781	19.2	15
6.	Town of Caledon	2,186	22.7	20
7.	Halton Hills	1,026	19.9	20



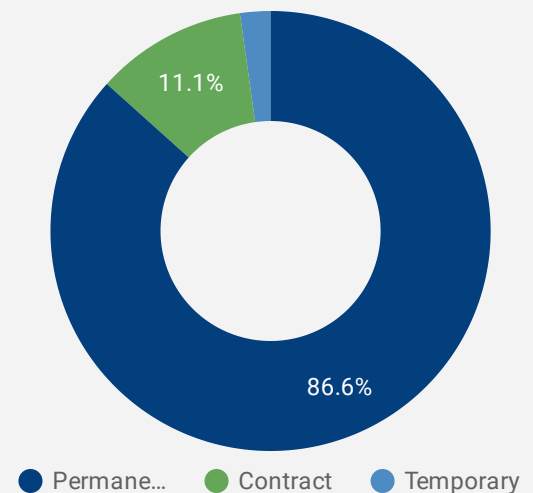
## JOB TYPE

Full-time vs Part-time



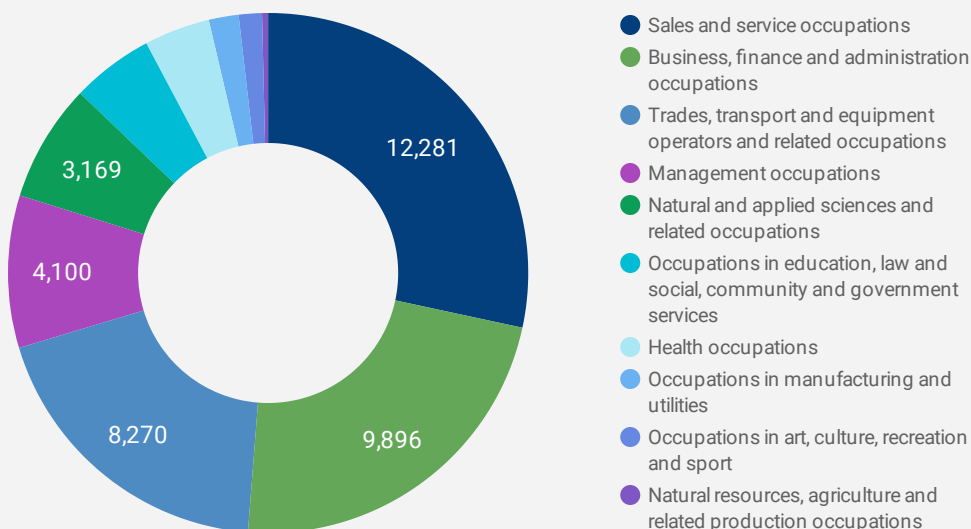
## JOB DURATION

Permanency of jobs posted



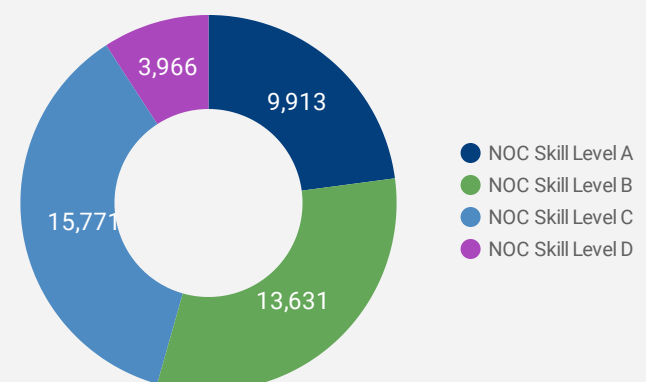
## JOB POSTINGS BY JOB CATEGORY

What broad occupational category is being recruited?



## JOB POSTS BY SKILL LEVEL

What education do occupations typically require?



Skill Level A = Usually University education | Skill Level B = Usually College education or Apprenticeship training | Skill Level C = Usually Secondary education or occupation-specific training | Skill Level D = Usually on-the-job training

## TOP HIRING COMPANIES & AGENCIES

What companies are hiring?

	COMPANY	POSTINGS ▾	AVERAGE POSTING DURATION IN DAYS	MEDIAN POSTING DURATION IN DAYS
1.	Randstad Interim Inc.	1,442	38.9	20
2.	Peel District School Board	556	6.7	4
3.	Citigroup Inc.	442	12.5	14
4.	Loblaw Companies Limited	387	16.8	20
5.	Halton Healthcare Services	375	14.3	14
6.	Walmart Canada	369	13.5	14
7.	Trillium Health Partners	289	14.3	14
8.	Robert Half Canada Inc.	244	20.4	20
9.	Michael Page CA	233	20.1	20
10.	Royal Bank of Canada	225	14.0	14
11.	Equest	217	14.0	14
12.	AppleOne	198	18.5	20
13.	University of Toronto	195	17.4	20
14.	Halton Healthcare	175	22.9	20
15.	The Home Depot Canada	174	13.9	14
16.	Aerotek	172	18.5	20
17.	Starbucks	171	13.3	14
18.	UPS	169	33.7	31
19.	Compass Group Canada	163	13.9	14
20.	Scotiabank	161	16.1	14
21.	TD Bank	154	13.6	14
22.	City of Mississauga	149	16.5	14
23.	Cognizant Technology Solutions	143	13.6	14
24.	Sobeys Inc.	136	13.6	14
25.	Charger Logistics Inc.	134	11.6	9
26.	Manpower Group	130	16.3	15
27.	Rogers Communications Canada Inc.	130	14.0	14
28.	myGwork	129	14.0	14
29.	TJX Companies, Inc.	128	14.8	14
30.	Chartwell Retirement Residences	128	15.2	14
31.	City of Mississauga	126	17.6	20

## TOP HOURLY WAGES IN JOB POSTINGS

What are employers willing to pay to find the perfect candidate?

# of Minimum Wage Jobs  
**378**

	JOB TITLE	COMPANY	LOCATION	HOURLY WAGE ▾
1.	Data Entry Position Work From Home - Part-Time Focus Group Participants	FocusGroupJobs	City of Brampton	250 
2.	One on one time with a Chief Operating Officer	Kijiji Jobs	Oakville	200 
3.	Family Physician	Britlin Medical Clinic	City of Mississauga	150 
4.	Osteopathic Manual Practitioner	Osteoathletic	Milton	114 
5.	Speech-language Pathologist	SPEECH THERAPY WORKS	City of Mississauga	110 
6.	Psychologist	The Mindful Living Centre	Burlington	100 
7.	Looking for Santas	5 Star Entertainment	City of Mississauga	100 
8.	Registered Massage Therapist	THRIVE PHYSIO	City of Mississauga	95 
9.	Registered Massage Therapist (rmt)	Massago	City of Mississauga	90 
10.	Registered Physiotherapist	Joanna Zurowska	City of Mississauga	90 
11.	Civil Lawyer	TDC Tablet Devices Canada Inc	City of Brampton	90 
12.	Journeyman/woman Plumber	ESW Building Services Inc	City of Mississauga	90 
				1 - 100 / 9055 < >

## TOP SALARIES IN JOB POSTINGS

What are employers willing to pay to find the perfect candidate?

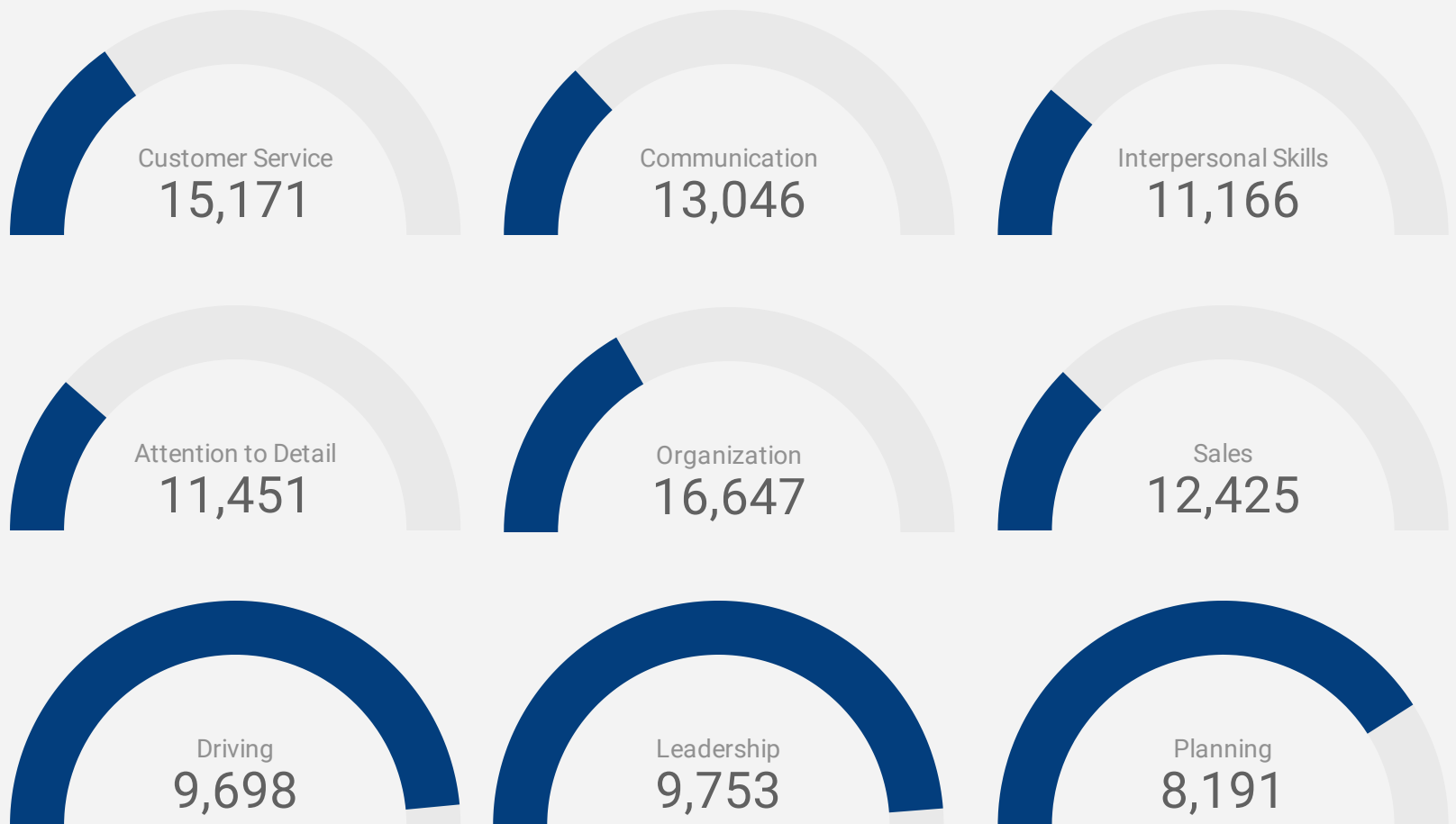
	JOB TITLE	COMPANY	LOCATION	ANNUAL SALARY ▾
1.	Class AZ Regional Owner Operators	Trimac Transportation Services Inc	City of Mississauga	330,000 
2.	AZ Drivers (Owner Operators) Wanted. Make up to \$300K Per Year!	TRIPAR TRANSPORTATION	Oakville	300,000 
3.	Family Physician - Brampton, On	Jack Nathan Health	City of Brampton	250,000 
4.	Az Owner Operator- Scheduled Team Run *** New Rates ***	AYR MOTOR EXPRESS	City of Brampton	250,000 
5.	Az Owner Operator - Mid West Runs	Expressway Logistics Inc.	City of Brampton	250,000 
6.	Productivity Coach	Elevation Realty with Keller Williams	Oakville	250,000 
7.	Hiring Az Drivers For Ups/canadian Tire Work	ONTARIO FREIGHT SERVICES	City of Brampton	242,413 
8.	Owner Operator	PrinceRoadlink Inc.	City of Brampton	240,162 
9.	Construction Manager	Astaldi Canada Enterprise inc.	City of Mississauga	210,000 
				1 - 100 / 12152 < >

## TOP IN-DEMAND SKILLS

How many times were these skills found in job postings?

ACTIVE JOB POSTINGS THIS MONTH

60,369

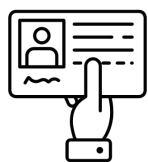


## KEY JOB REQUIREMENTS

How often are these requirements desired in job postings?

ACTIVE JOB POSTINGS THIS MONTH

60,369



Driver's License

1,152



First Aid

1,610



Regular Access to a Vehicle

1,243



Criminal Record Check

2,394



Microsoft Office

5,079



Food Safety

1,457



## JOB POSTINGS BY 4-DIGIT NOC, SKILL LEVEL, FREQUENCY & DURATION

What jobs are hard-to-fill and/or in-demand?

	4-DIGIT NOC CODE	4-DIGIT NOC LABEL	OCCUPATION'S SKILL LEVEL	POSTING COUNT	AVG POSTING LENGTH IN DAYS	MEDIAN POSTING LENGTH IN DAYS
1.	6421	Retail salespersons	NOC Skill Level C	3,011	18	20
2.	7452	Material handlers	NOC Skill Level C	2,921	21	20
3.	7511	Transport truck drivers	NOC Skill Level C	1,561	20	15
4.	6552	Other customer and information services representatives	NOC Skill Level C	1,378	17	20
5.	1221	Administrative officers	NOC Skill Level B	1,358	27	20
6.	6711	Food counter attendants  kitchen helpers and related support occupations	NOC Skill Level D	1,213	19	20
7.	6322	Cooks	NOC Skill Level B	1,050	27	20
8.	0621	Retail and wholesale trade managers	NOC Skill Level A	1,014	19	20
9.	1241	Administrative assistants	NOC Skill Level B	995	27	20
10.	6622	Store shelf stockers  clerks and order fillers	NOC Skill Level D	583	19	20
11.	4412	Home support workers  housekeepers and related occupations	NOC Skill Level C	572	22	20
12.	1215	Supervisors  supply chain  tracking and scheduling co-ordination occupations	NOC Skill Level B	553	24	20
13.	1311	Accounting technicians and bookkeepers	NOC Skill Level B	541	37	20
14.	1414	Receptionists	NOC Skill Level C	512	18	20
15.	1521	Shippers and receivers	NOC Skill Level C	510	21	20
16.	7321	Automotive service technicians  truck and bus mechanics and mechanical repairers	NOC Skill Level B	501	23	20
17.	7514	Delivery and courier service drivers	NOC Skill Level C	496	17	16
18.	6731	Light duty cleaners	NOC Skill Level D	461	24	20
19.	1114	Other financial officers	NOC Skill Level A	415	17	14
20.	1122	Professional occupations in business management consulting	NOC Skill Level A	413	17	14
21.	2173	Software engineers and designers	NOC Skill Level A	401	21	14
22.	6513	Food and beverage servers	NOC Skill Level C	386	18	20
23.	1431	Accounting and related clerks	NOC Skill Level C	376	18	20
24.	6311	Food service supervisors	NOC Skill Level B	372	44	20
25.	6231	Insurance agents and brokers	NOC Skill Level B	361	17	19
26.	0124	Advertising  marketing and public relations managers	NOC Skill Level A	359	22	15
27.	1223	Human resources and recruitment officers	NOC Skill Level B	354	18	20
28.	1111	Financial auditors and accountants	NOC Skill Level A	339	17	14
29.	1123	Professional occupations in advertising  marketing and public	NOC Skill Level A	338	19	20

## JOB POSTINGS BY 3-DIGIT NOC, SKILL LEVEL, FREQUENCY & DURATION

What jobs are hard to fill and/or in-demand?

	3-DIGIT NOC CODE	3-DIGIT NOC LABEL	OCCUPATION'S SKILL LEVEL	POSTING COUNT ▾	AVG POSTING LENGTH IN DAYS	MEDIAN POSTING LENGTH IN DAYS
1.	642	Retail salespersons	NOC Skill Level C	3,011	18	20
2.	745	Longshore workers and material handlers	NOC Skill Level C	2,923	21	20
3.	122	Administrative and regulatory occupations	NOC Skill Level B	2,144	24	20
4.	751	Motor vehicle and transit drivers	NOC Skill Level C	2,130	19	15
5.	655	Customer and information services representatives	NOC Skill Level C	1,384	17	20
6.	217	Computer and information systems professionals	NOC Skill Level A	1,334	19	14
7.	632	Chefs and cooks	NOC Skill Level B	1,242	28	20
8.	152	Supply chain logistics, tracking and scheduling co-ordination occupations	NOC Skill Level C	1,228	20	20
9.	671	Food counter attendants, kitchen helpers and related support occupations	NOC Skill Level D	1,213	19	20
10.	124	Office administrative assistants - general, legal and medical	NOC Skill Level B	1,204	26	20
11.	111	Auditors, accountants and investment professionals	NOC Skill Level A	1,065	17	14
12.	112	Human resources and business service professionals	NOC Skill Level A	1,061	18	20
13.	062	Retail and wholesale trade managers	NOC Skill Level A	1,014	19	20
14.	673	Cleaners	NOC Skill Level D	983	21	20
15.	121	Administrative services supervisors	NOC Skill Level B	767	23	20
16.	141	General office workers	NOC Skill Level C	738	18	20
17.	143	Financial, insurance and related administrative support workers	NOC Skill Level C	725	18	20
18.	131	Finance, insurance and related business administrative occupations	NOC Skill Level B	720	32	20
19.	662	Other sales support and related occupations	NOC Skill Level D	713	18	20
20.	651	Occupations in food and beverage service	NOC Skill Level C	681	18	20
21.	441	Home care providers and educational support occupations	NOC Skill Level C	675	25	20
22.	421	Paraprofessional occupations in legal, social, community and education services	NOC Skill Level B	664	19	20
23.	011	Senior managers - construction, transportation, production and utilities	NOC Skill Level A	625	21	20
24.	012	Senior managers - construction, transportation, production and utilities	NOC Skill Level A	592	19	14
25.	732	Automotive service technicians	NOC Skill Level B	576	24	20
26.	321	Medical technologists and technicians (except dental health)	NOC Skill Level B	537	19	20
27.	631	Service supervisors	NOC Skill Level B	516	37	20
28.	723	Machining, metal forming, shaping and erecting trades	NOC Skill Level B	474	29	20

## JOB POSTINGS BY 2-DIGIT NOC, SKILL LEVEL, FREQUENCY & DURATION

What jobs are hard to fill and/or in-demand?

	2-DIGIT NOC CODE	2-DIGIT NOC LABEL	OCCUPATION'S SKILL LEVEL	POSTING COUNT ▾	AVG POSTING LENGTH IN DAYS	MEDIAN POSTING LENGTH IN DAYS
1.	12	Administrative and financial supervisors and administrative occupations	NOC Skill Level B	4,137	24	20
2.	64	Sales representatives and salespersons - wholesale and retail trade	NOC Skill Level C	3,144	18	20
3.	74	Other installers, repairers and servicers and material handlers	NOC Skill Level C	3,013	21	20
4.	65	Service representatives and other customer and personal services occupations	NOC Skill Level C	2,718	18	20
5.	75	Transport and heavy equipment operation and related maintenance occupations	NOC Skill Level C	2,320	19	15
6.	67	Service support and other service occupations, n.e.c.	NOC Skill Level D	2,252	20	20
7.	63	Service supervisors and specialized service occupations	NOC Skill Level B	2,149	28	20
8.	11	Professional occupations in business and finance	NOC Skill Level A	2,126	18	14
9.	21	Professional occupations in natural and applied sciences	NOC Skill Level A	2,121	19	14
10.	06	Middle management occupations in retail and wholesale trade and customer services	NOC Skill Level A	1,631	20	20
11.	14	Office support occupations	NOC Skill Level C	1,616	18	20
12.	72	Industrial, electrical and construction trades	NOC Skill Level B	1,472	29	20
13.	15	Distribution, tracking and scheduling co-ordination occupations	NOC Skill Level C	1,297	20	20
14.	01	Senior managers - construction, transportation, production and utilities	NOC Skill Level A	1,224	20	15
15.	62	Retail sales supervisors and specialized sales occupations	NOC Skill Level B	1,054	21	20
16.	22	Technical occupations related to natural and applied sciences	NOC Skill Level B	1,048	21	20
17.	73	Maintenance and equipment operation trades	NOC Skill Level B	1,017	26	20
18.	66	Sales support occupations	NOC Skill Level D	964	18	20
19.	32	Technical occupations in health	NOC Skill Level B	840	19	20
20.	13	Finance, insurance and related business administrative occupations	NOC Skill Level B	720	32	20
21.	44	Care providers and educational, legal and public protection support occupations	NOC Skill Level C	678	25	20
22.	42	Paraprofessional occupations in legal, social, community and education services	NOC Skill Level B	664	19	20
23.	41	Professional occupations in law and social, community and government services	NOC Skill Level A	615	19	20
24.	07	Managers in customer and personal services, n.e.c.	NOC Skill Level A	494	20	20
25.	52	Technical occupations in art, culture, recreation and sport	NOC Skill Level B	456	19	20
26.	76	Trades helpers, construction labourers and related occupations	NOC Skill Level D	448	22	15
27.	31	Professional occupations in health (except nursing)	NOC Skill Level A	430	18	19

## MULTILINGUAL JOB POSTINGS BY THE NUMBERS

ACTIVE POSTINGS  
**6,275**

NEW POSTINGS  
**4,098**

COMPANIES  
**2,519**

JOB LANGUAGES  
**11**

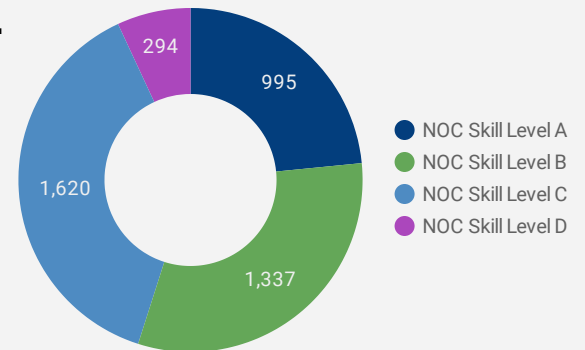
## # OF DAYS POSTED

AVERAGE  
**17.8**

MEDIAN  
**20**

## MULTILINGUAL JOB POSTINGS BY SKILL LEVEL

What language skills are employers looking for by occupational skill level?



**995** Skill Level A - Management/ Professional Occupations usually requiring University

**1,337** Skill Level B - Usually college education or apprenticeship training

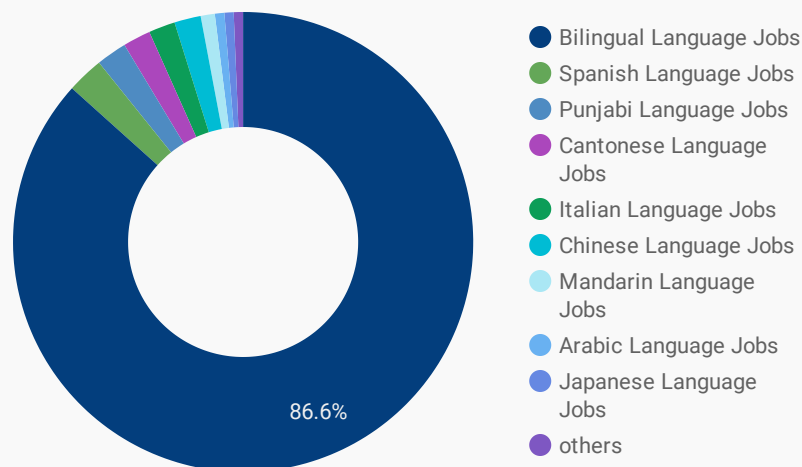
**1,620** Skill Level C - Usually secondary education or occupation-specific training

**294** Skill Level D - Usually on-the-job training

LANGUAGES	NOC Skill Level A	NOC Skill Level B	NOC Skill Level C	NOC Skill Level D
Bilingual Language Jobs	860	1,104	1,387	243
Italian Language Jobs	12	56	41	10
Spanish Language Jobs	28	42	36	7
Punjabi Language Jobs	11	52	33	6
Cantonese Language Jobs	16	16	56	4
Chinese Language Jobs	24	24	22	9
Mandarin Language Jobs	10	10	22	1

## LANGUAGE SKILLS BREAKDOWN

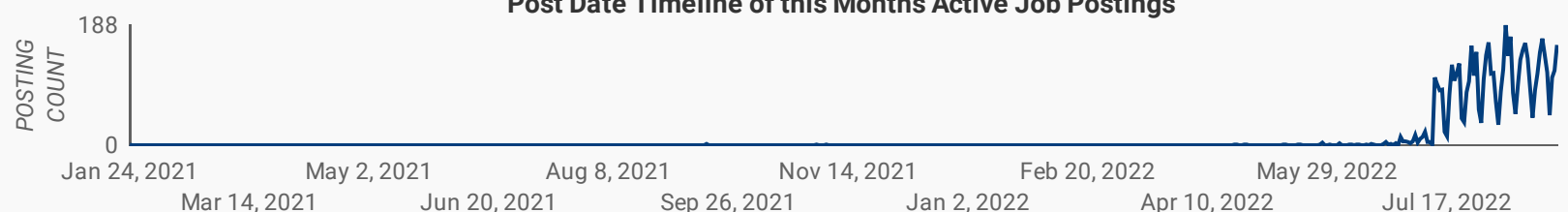
Which kinds of language skills do employers seek?



	LANGUAGES	POSTING COUNT
1.	Bilingual Language Jobs	5,436
2.	Spanish Language Jobs	157
3.	Italian Language Jobs	134
4.	Punjabi Language Jobs	127
5.	Cantonese Language Jobs	114
6.	Chinese Language Jobs	106
7.	Mandarin Language Jobs	71

1 - 11 / 11

## Post Date Timeline of this Month's Active Job Postings



## LANGUAGE SKILLS BEING RECRUITED BY JOB CATEGORY

What language skills are sought by 1-Digit NOC?

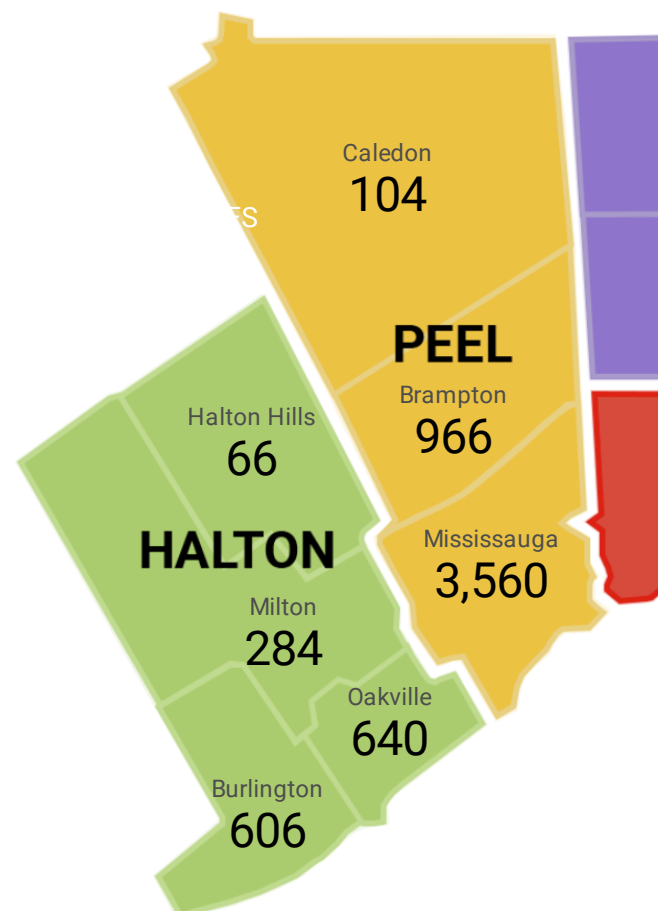
BROAD OCCUPATIONAL CATEGORY	French La...	Italian La...	Spanish ...	Punjabi L...	Cantones...	Chinese ...	Grand total
Business, finance and administration occu...	1,029	7	47	51	28	16	1,229
Health occupations	219		1	8	6	11	245
Management occupations	288	10	11	4	5	1	337
Natural and applied sciences and related o...	167	2	7	1		6	195
Natural resources, agriculture and related ...	11						12
Occupations in art, culture, recreation and ...	42	2	1	4	1		51
Occupations in education, law and social, ...	302	3	3	5	1	16	335
Occupations in manufacturing and utilities	30	2	1	1			35
Sales and service occupations	1,146	92	30	20	51	27	1,418
Trades, transport and equipment operator...	360	1	12	8		2	389
<b>Grand total</b>	<b>3,594</b>	<b>119</b>	<b>113</b>	<b>102</b>	<b>92</b>	<b>79</b>	<b>4,246</b>

## MULTILINGUAL JOB POSTINGS BY MUNICIPALITY

What language skills are sought by 4-Digit NOC?

	MUNICIPALITY	JOB LANGUAGES ▼	AVG POSTING LENGTH IN DAYS	MEDIAN POSTING LENGTH IN DAYS
1.	City of Mississauga	3,560	19.7	19
2.	City of Brampton	966	21.1	20
3.	Oakville	640	18.1	19
4.	Burlington	606	18.5	20
5.	Milton	284	19.2	15
6.	Town of Caledon	104	22.7	20
7.	Halton Hills	66	19.9	20

	REGION	JOB LANGUAGES ▼	AVG POSTING LENGTH IN DAYS	MEDIAN POSTING LENGTH IN DAYS
1.	Peel Region	4,630	20.2	20
2.	Halton Region	1,596	18.5	20



## LANGUAGE DEMAND BY JOB

What language skills are sought by 4-Digit NOC?

	4 DIGIT NOC NAME	POSTINGS ▾
1.	Other customer and information service...	401
2.	Retail salespersons	320
3.	Administrative officers	176
4.	Material handlers	152
5.	Administrative assistants	114
6.	Food counter attendants  kitchen helpers...	111
7.	Cooks	98
8.	Insurance agents and brokers	86
9.	Professional occupations in advertising  ...	81
10.	Human resources and recruitment officers	62
11.	Other instructors	62
12.	Receptionists	62
13.	Retail and wholesale trade managers	60
14.	Supervisors  supply chain  tracking and s...	59
15.	Human resources professionals	55
16.	Business development officers and mark...	51
17.	Food and beverage servers	51
18.	Other financial officers	50
19.	Accounting and related clerks	48
20.	User support technicians	45
21.	Corporate sales managers	44
22.	Transport truck drivers	44
23.	Professional occupations in business m...	44
24.	Social and community service workers	43
25.	General office support workers	43
26.	Store shelf stockers  clerks and order fill...	43
27.	Home support workers  housekeepers an...	42
28.	Medical administrative assistants	39
29.	Delivery and courier service drivers	37
30.	Advertising  marketing and public relatio...	37
31.	Nurse aides  orderlies and patient servic...	33
		1 - 100 / 268 < >

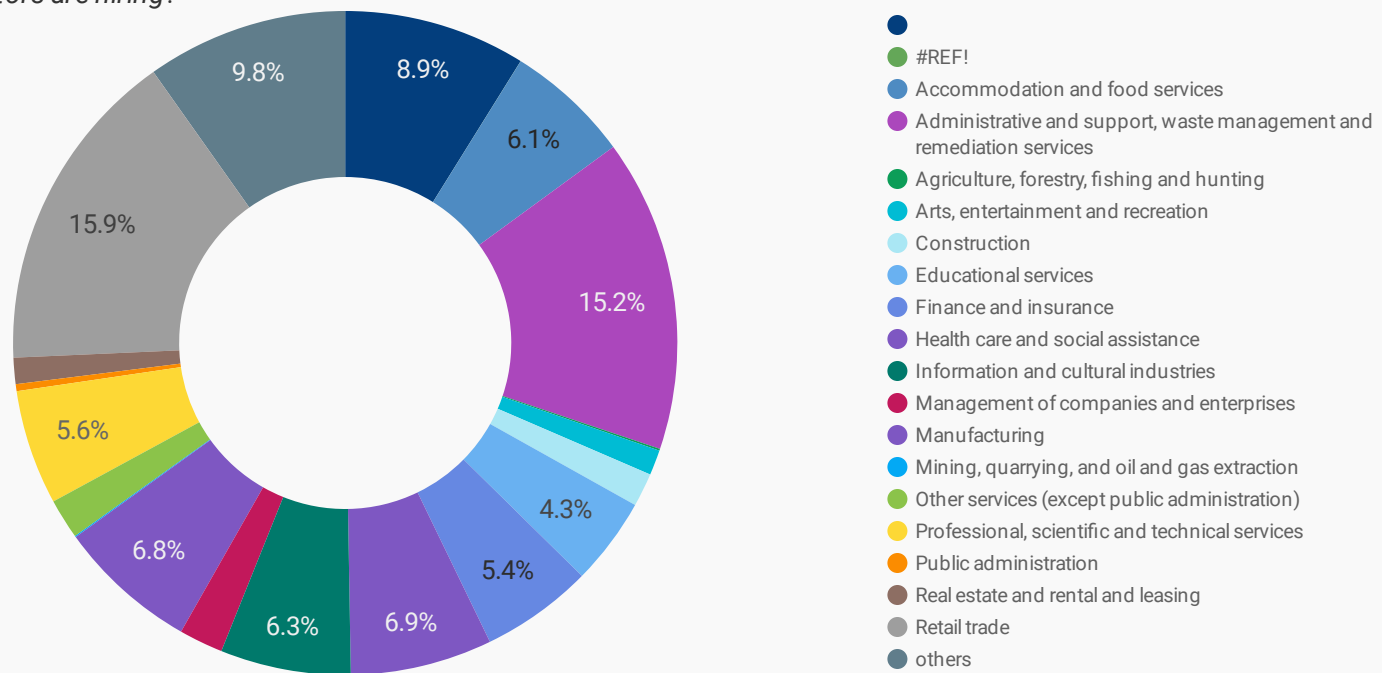
## MULTILINGUAL HIRING EMPLOYERS

Which employers are seeking multilingual candidates?

	COMPANY	POSTINGS ▾
1.	Trillium Health Partners	281
2.	Peel District School Board	92
3.	LAURENTIAN BANK OF CANADA	78
4.	Royal Bank of Canada	75
5.	Randstad Interim Inc.	66
6.	myGwork	41
7.	Kijiji Jobs	40
8.	Btrust International Trading Inc.	39
9.	Baylis Medical	37
10.	CANON CANADA INC.	36
11.	Bell	31
12.	Liquor Control Board of Ontario	31
13.	ARZ Fine Foods	29
14.	Desjardins	29
15.	Reitmans Canada Limited	28
16.	The Source (Bell) Electronics Inc.	28
17.	Desjardins Financial Security Independent Network - GTA West Financial Centre	27
18.	Siemens Corporation	27
19.	Global Employment	27
20.	FEDEX	26
21.	ERINOAKKIDS CENTRE FOR TREATMENT AND DEVELOPMENT	26
22.	BELL MOBILITY/BELL MOBILITÁ%	26
23.	Bell Canada	25
24.	FedEx Freight Canada	25
25.	Sanofi	24
26.	Amerisourcebergen Corporation	24
		1 - 50 / 2522 < >

## TOP HIRING SECTORS BY 2-DIGIT NAICS CODE

What sectors are hiring?



	NAICS CODE	2-DIGIT NAICS LABEL	POSTING COUNT	AVG POSTING LENGTH IN DAYS	MEDIAN POSTING LENGTH IN DAYS
1.	56	Administrative and support, waste management and remediation services	6,491	23.1	20
2.	44-45	Retail trade	5,772	17.3	15
3.	62	Health care and social assistance	2,630	18.2	20
4.	31-33	Manufacturing	2,584	18.1	20
5.	72	Accommodation and food services	2,327	20.2	20
6.	0	0	2,267	16.2	15
7.	51	Information and cultural industries	2,252	15.5	15
8.	48-49	Transportation and warehousing	2,233	19.4	20
9.	54	Professional, scientific and technical services	2,133	18.5	14
10.	52	Finance and insurance	1,841	14.7	14
11.	41	Wholesale trade	1,410	17.8	20
12.	61	Educational services	1,294	14.5	14
13.	55	Management of companies and enterprises	822	16.9	19
14.	81	Other services (except public administration)	777	19.1	20
15.	23	Construction	624	19.3	20
16.	71	Arts, entertainment and recreation	497	17.5	20
17.	53	Real estate and rental and leasing	481	19.6	19
18.	91	Public administration	141	18.5	19
19.	22	Utilities	122	16.0	14
20.	11	Agriculture, forestry, fishing and hunting	37	18.6	20

NOTE: NAICS code 56 includes Employment Agencies. Manufacturing includes codes 31-33, Retail Trade includes codes 44-45 and Transportation and Warehousing includes codes 48-49.

## TOP HIRING SECTORS BY 3-DIGIT NAICS CODE

What sectors are hiring?

	NAICS CODE	3-DIGIT NAICS LABEL	POSTING COUNT ▾	AVERAGE POSTING LENGTH IN DAYS	MEDIAN POSTING LENGTH IN DAYS
1.	561	Administrative and support services	6,307	23.3	20
2.			2,267	16.2	15
3.	541	Professional, scientific and technical services	2,133	18.5	14
4.	722	Food services and drinking places	1,945	20.6	20
5.	621	Ambulatory health care services	1,345	18.6	20
6.	611	Educational services	1,294	14.5	14
7.	445	Food and beverage stores	1,148	16.9	14
8.	519	Other information services	1,143	15.2	15
9.	452	General merchandise stores	933	14.3	14
10.	522	Credit intermediation and related activities	928	14.7	14
11.	484	Truck transportation	860	19.8	20
12.	448	Clothing and clothing accessories stores	840	18.8	20
13.	551	Management of companies and enterprises	822	16.9	19
14.	623	Nursing and residential care facilities	799	17.1	14
15.	311	Food manufacturing	625	17.3	20
16.	446	Health and personal care stores	601	18.6	20
17.	492	Couriers and messengers	568	21.0	20
18.	523	Securities, commodity contracts, and other financial investment and related activities	560	13.4	14
19.	441	Motor vehicle and parts dealers	497	19.7	20
20.	453	Miscellaneous store retailers	477	17.4	15
21.	713	Amusement, gambling and recreation industries	463	17.5	20
22.	624	Social assistance	445	19.1	20
23.	515	Broadcasting (except Internet)	406	15.6	14
24.	442	Furniture and home furnishings stores	400	18.0	20
25.	721	Accommodation services	382	18.3	20
26.	444	Building material and garden equipment and supplies dealers	363	16.0	14
27.	325	Chemical manufacturing	355	17.3	14
28.	336	Transportation equipment manufacturing	354	16.3	14
29.	524	Insurance carriers and related activities	353	17.2	20
30.	811	Repair and maintenance	347	18.8	17
31.	402	Warehousing and storage	337	18.1	20



## TOP HIRING SECTORS BY 4-DIGIT NAICS CODE

What sectors are hiring?

	NAICS CODE	4-DIGIT NAICS LABEL	POSTING COUNT ▾	AVERAGE POSTING LENGTH IN DAYS	MEDIAN POSTING DAYS IN LENGTH
1.	5613	Employment services	5,519	23.8	20
2.			2,267	16.2	15
3.	7225	Full-service restaurants and limited-service eating places	1,511	22.0	20
4.	5191	Other information services	1,143	15.2	15
5.	4521	Department stores	911	14.2	14
6.	5221	Depository credit intermediation	884	14.6	14
7.	4451	Grocery stores	830	17.3	14
8.	5511	Management of companies and enterprises	822	16.9	19
9.	4841	General freight trucking	772	19.7	20
10.	4481	Clothing stores	711	17.6	17
11.	6233	Community care facilities for the elderly	699	16.9	14
12.	5413	Architectural, engineering and related services	662	18.0	14
13.	4461	Health and personal care stores	601	18.6	20
14.	6117	Educational support services	578	7.9	4
15.	4921	Couriers	561	21.0	20
16.	5239	Other financial investment activities	555	13.3	14
17.	7139	Other amusement and recreation industries	432	17.4	20
18.	4411	Automobile dealers	414	18.6	20
19.	5152	Pay and specialty television	403	15.5	14
20.	7223	Special food services	390	15.9	14
21.	7211	Traveller accommodation	382	18.3	20
22.	4441	Building material and supplies dealers	361	16.0	14
23.	5418	Advertising, public relations, and related services	360	20.3	19
24.	4931	Warehousing and storage	337	18.1	20
25.	5416	Management, scientific and technical consulting services	332	16.3	14
26.	4431	Electronics and appliance stores	324	17.5	14
27.	3116	Meat product manufacturing	317	17.2	14
28.	6212	Offices of dentists	305	19.0	20
29.	4452	Specialty food stores	304	16.0	14
30.	5112	Software publishers	297	14.4	14
31.	8111	Automotive repair and maintenance	292	17.5	15

## TOP HIRING SECTORS BY 5-DIGIT NAICS CODE

What sectors are hiring?

	NAICS CODE	5-DIGIT NAICS LABEL	POSTING COUNT ▾	AVERAGE POSTING LENGTH IN DAYS	MEDIAN POSTING LENGTH IN DAYS
1.	56131	Employment placement agencies and executive search services	5,454	23.9	20
2.			2,267	16.2	15
3.	72251	Full-service restaurants and limited-service eating places	1,511	22.0	20
4.	51919	All other information services	1,130	15.1	15
5.	45211	Department stores	911	14.2	14
6.	52211	Banking	861	14.5	14
7.	55111	Management of companies and enterprises	822	16.9	19
8.	44511	Supermarkets and other grocery (except convenience) stores	809	17.2	14
9.	62331	Community care facilities for the elderly	699	16.9	14
10.	61171	Educational support services	578	7.9	4
11.	49211	Couriers	561	21.0	20
12.	52399	All other financial investment activities	524	13.0	14
13.	54133	Engineering services	518	18.7	14
14.	48412	General freight trucking, long distance	476	20.5	20
15.	51521	Pay and specialty television	403	15.5	14
16.	44111	New car dealers	391	18.6	20
17.	72111	Hotels (except casino hotels) and motels	382	18.3	20
18.	44314	Electronics and appliance stores	324	17.5	14
19.	31161	Animal slaughtering and processing	317	17.2	14
20.	49311	General warehousing and storage	306	17.4	20
21.	44411	Home centres	306	15.9	14
22.	62121	Offices of dentists	305	19.0	20
23.	51121	Software publishers	297	14.4	14
24.	48411	General freight trucking, local	296	18.5	14
25.	44529	Other specialty food stores	289	15.8	14
26.	71394	Fitness and recreational sports centres	267	18.0	20
27.	44819	Other clothing stores	255	17.8	19
28.	54151	Computer systems design and related services	243	22.1	20
29.	62111	Offices of physicians	239	21.4	20
30.	72232	Caterers	225	14.3	14
31.	44211	Furniture stores	222	17.2	20

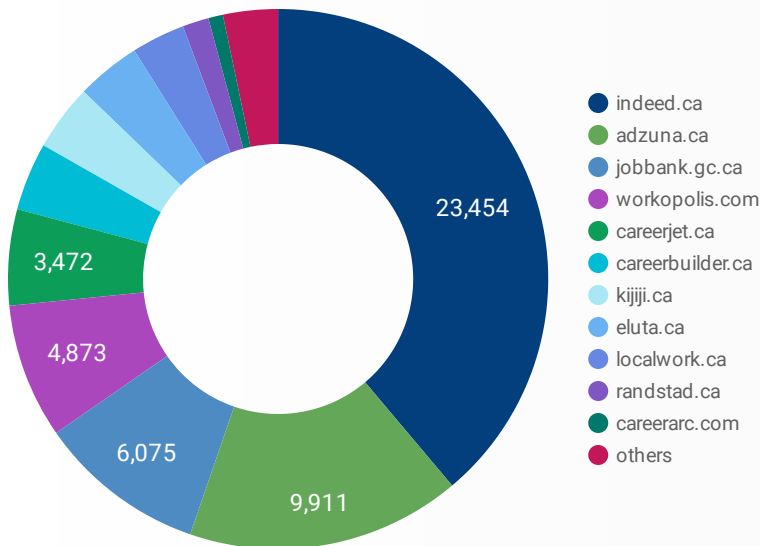
## TOP HIRING SECTORS BY 6-DIGIT NAICS CODE

What sectors are hiring?

	NAICS CODE	6-DIGIT NAICS LABEL	POSTING COUNT ▾	AVG POSTING LENGTH IN DAYS	MEDIAN POSTING LENGTH IN DAYS
1.	561310	Employment placement agencies and executive search services	5,766	23.9	20
2.	519190	All other information services	1,234	15.0	15
3.	452110	Department stores	964	13.9	14
4.	445110	Supermarkets and other grocery (except convenience) stores	864	16.9	14
5.	722511	Full-service restaurants	834	21.9	20
6.	551114	Head offices	784	17.1	20
7.	722512	Limited-service eating places	781	21.7	20
8.	623310	Community care facilities for the elderly	727	16.8	14
9.	522112	Corporate and institutional banking industry	723	14.6	14
10.	611710	Educational support services	628	7.2	4
11.	492110	Couriers	597	20.7	20
12.	541330	Engineering services	535	18.5	14
13.	523990	All other financial investment activities	533	13.0	14
14.	515210	Pay and specialty television	423	15.5	14
15.	441110	New car dealers	420	18.8	20
16.	721111	Hotels	414	18.4	20
17.	621210	Offices of dentists	338	18.9	20
18.	493110	General warehousing and storage	330	17.4	20
19.	444110	Home centres	329	15.1	14
20.	511211	Software publishers (except video game publishers)	315	14.3	14
21.	443143	Appliance, television and other electronics stores	310	17.1	14
22.	484110	General freight trucking, local	306	17.9	14
23.	484121	General freight trucking, long distance, truck-load	304	19.5	20
24.	713940	Fitness and recreational sports centres	284	17.8	20
25.	448199	All other clothing stores	269	17.7	20
26.	541514	Computer systems design and related services (except video game design and development)	253	21.8	20
27.	445299	All other specialty food stores	252	15.7	14
28.	621110	Offices of physicians	250	21.3	20
29.	442110	Furniture stores	240	17.0	14
30.	446110	Pharmacies and drug stores	239	18.4	20
31.	722320	Caterers	237	14.1	14

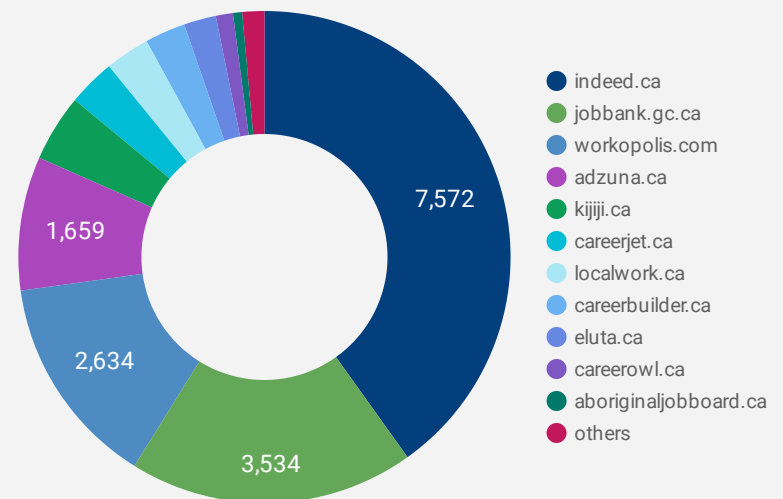
## JOB POSTINGS BY JOB BOARD

What share of unique job postings appear on each job board?



## COMPANIES BY JOB BOARD

What share of unique job postings appear on each job board?



## JOB POSTING DETAILS BY JOB BOARD

How does job posting activity differ by job board?

	JOB BOARD	POSTING COUNT ▼	AVG POSTING LENGTH IN DAYS	MEDIAN POSTING LENGTH IN DAYS	# OF COMPANIES
1.	indeed.ca	23,454	20	20	7,572
2.	adzuna.ca	9,911	14	14	1,659
3.	jobbank.gc.ca	6,075	47	30	3,534
4.	workopolis.com	4,873	14	14	2,634
5.	careerjet.ca	3,472	20	22	586
6.	careerbuilder.ca	2,458	9	8	503
7.	kijiji.ca	2,397	15	15	831
8.	eluta.ca	2,323	20	20	399
9.	localwork.ca	1,933	30	30	553
10.	randstad.ca	953	55	55	1
11.	careerarc.com	527	30	16	32
12.	jobillico.com	444	29	20	81
13.	network.applytoeducation.com	422	4	2	9
14.	careerowl.ca	358	189	143.5	212
15.	rncareers.ca	190	12	4	37
16.	aboriginaljobboard.ca	166	60	66	113
17.	retail.ca	64	32	19	17
18.	centreforskills.ca	59	22	23	1