

# JOB DEMAND REPORT

## JULY 2022

### HIGHLIGHTS

#### JOB POSTINGS BY THE NUMBERS

TOTAL POSTINGS	NEW THIS MONTH	COMPANIES	JOB BOARDS
53,213	30,767	13,386	33

#### # OF DAYS POSTED

AVERAGE	MEDIAN
21.6	20

### REPORT BUILDER

The default filter selection below will show all job demand data for the month. You can use the filters to create a customized report for the purpose of understanding a subset of the data.

#### OCCUPATION FILTERS

SKILL TYPE NAME / 1-DIGIT NOC	▼
MAJOR GROUP / 2-DIGIT NOC	▼
MINOR GROUP / 3-DIGIT NOC	▼
UNIT GROUP / 4-DIGIT NOC	▼
SKILL LEVEL	▼
JOB TYPE	▼
JOB DURATION	▼
ADDITIONAL LANGUAGE	▼
SPECIFIC JOB TAGS	▼

#### INDUSTRY/SECTOR FILTERS

HIRING SECTOR BY 2-DIGIT NAICS CODE	▼
HIRING SECTOR BY 3-DIGIT NAICS CODE	▼
HIRING SECTOR BY 4-DIGIT NAICS CODE	▼
HIRING SECTOR BY 5-DIGIT NAICS CODE	▼
HIRING SECTOR BY 6-DIGIT NAICS CODE	▼

#### OTHER FILTERS

MUNICIPALITY	▼
REGION	▼
JOB BOARD	▼

NOC = National Occupation Classification | NAICS = North American Industry Classification System

Page 1 of 20

#### Source:

Job posting data collected by the Peel Halton Workforce Development Group from job boards and employer websites that recruit candidates in Peel and Halton Regions.

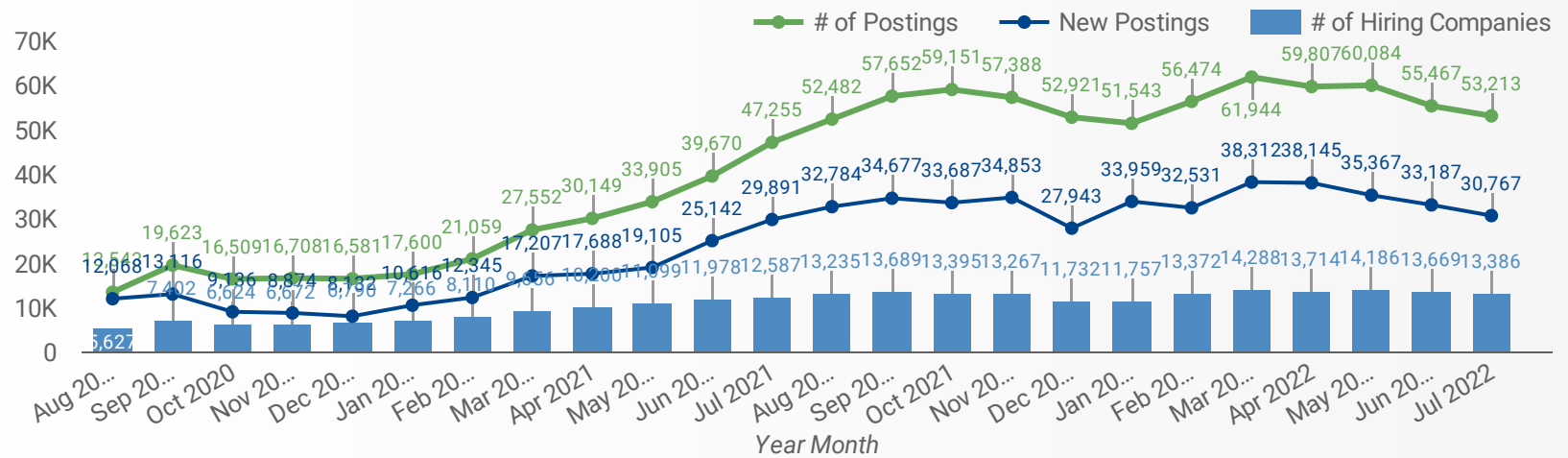


This Employment Ontario service is funded in part by the Government of Canada and the Government of Ontario.

Ce service Emploi Ontario est financé en partie par le gouvernement du Canada et le gouvernement de l'Ontario.

## JOB POSTINGS BY MONTH FOR PEEL & HALTON REGIONS

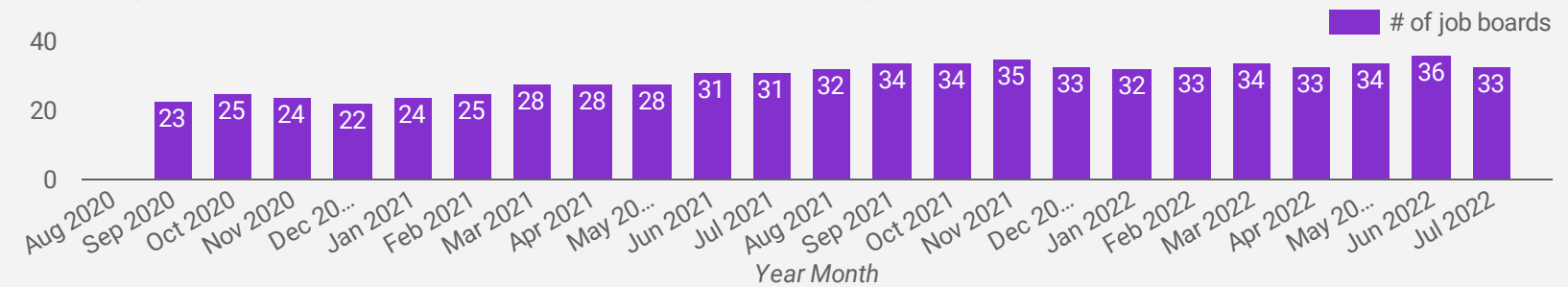
How many job postings were active for at least 1 day this month?



NOTE: This graph cannot be filtered using the controls on the cover page

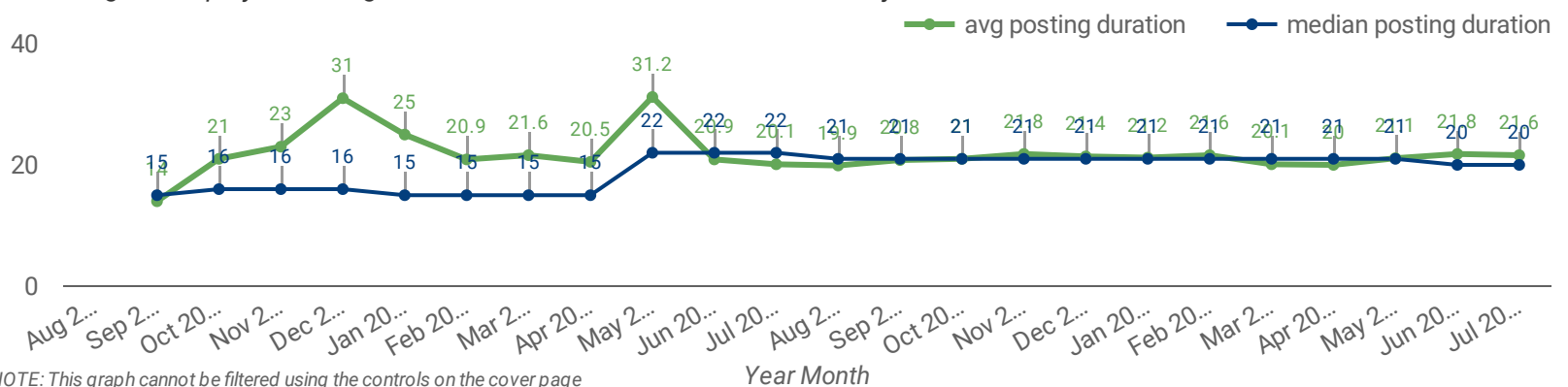
## NUMBER OF ACTIVE JOB BOARDS

How many job postings were active for at least 1 day this month on these job boards?



## AVG & MEDIAN POSTING LENGTH BY DAYS

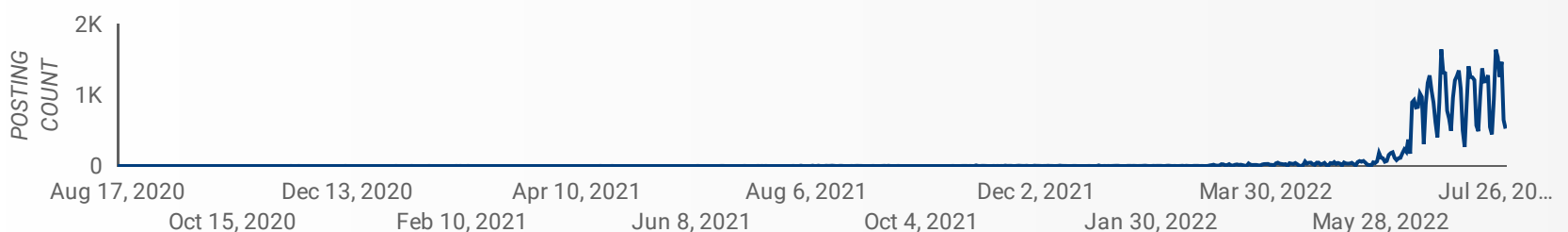
How long are employers having to recruit for to find candidates to fill their job vacancies?



NOTE: This graph cannot be filtered using the controls on the cover page

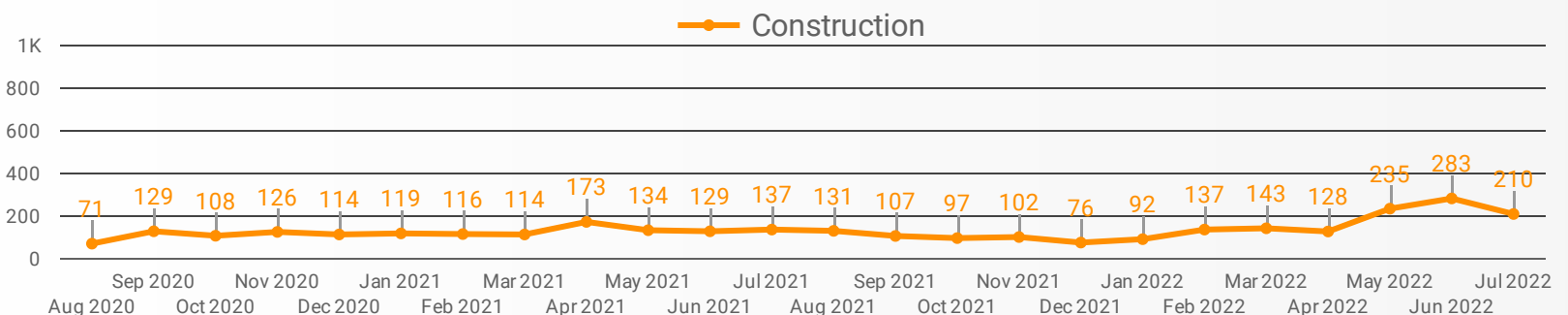
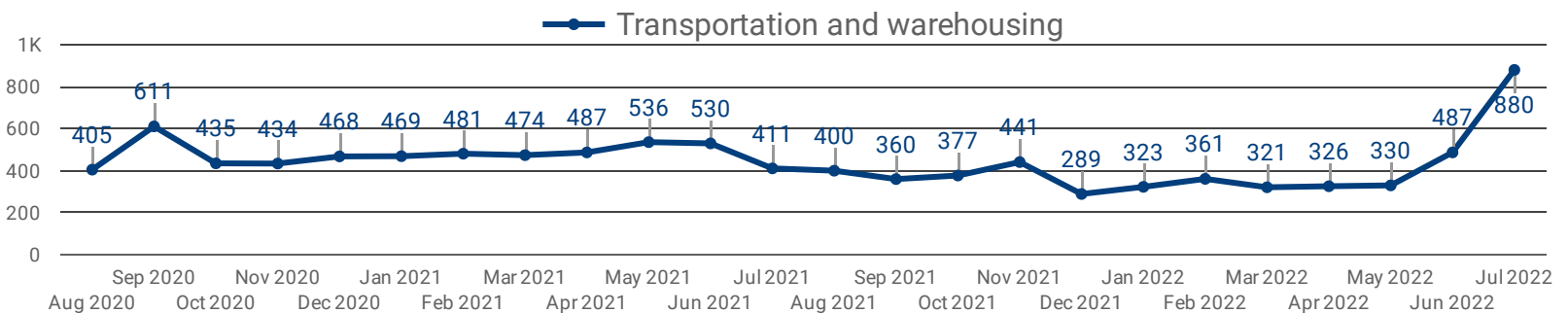
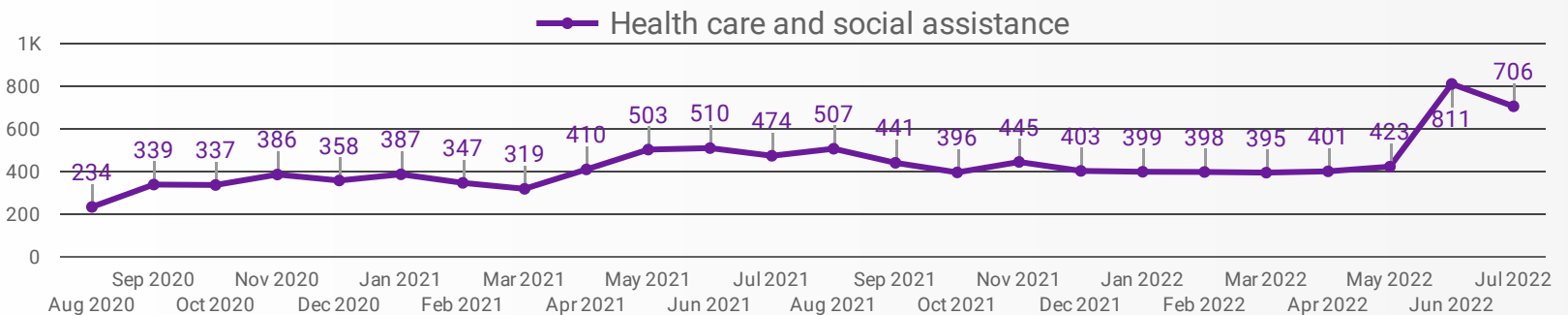
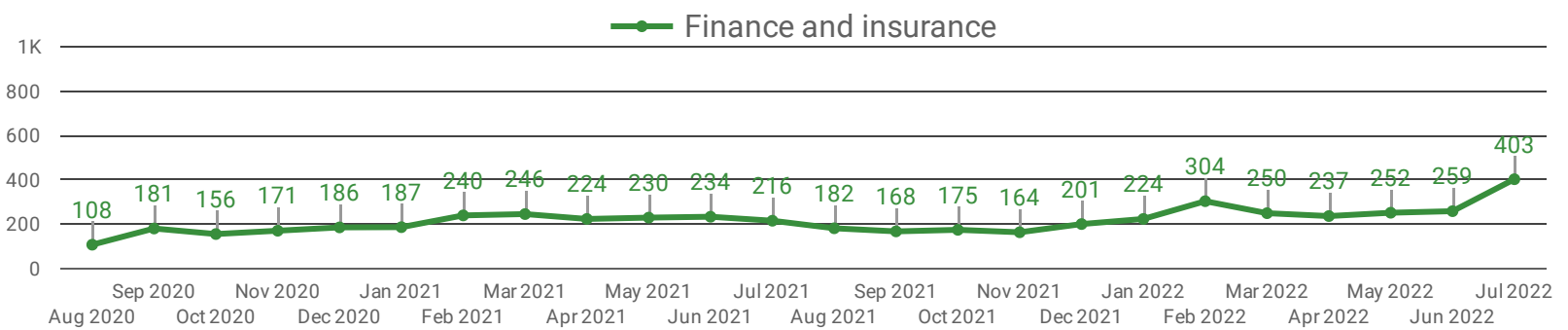
## POST DATE TIMELINE FOR THIS MONTH'S ACTIVE JOB POSTINGS

How many job postings were active for at least 1 day this month?



## DEMAND BY KEY SECTOR (PEEL & HALTON REGIONS)

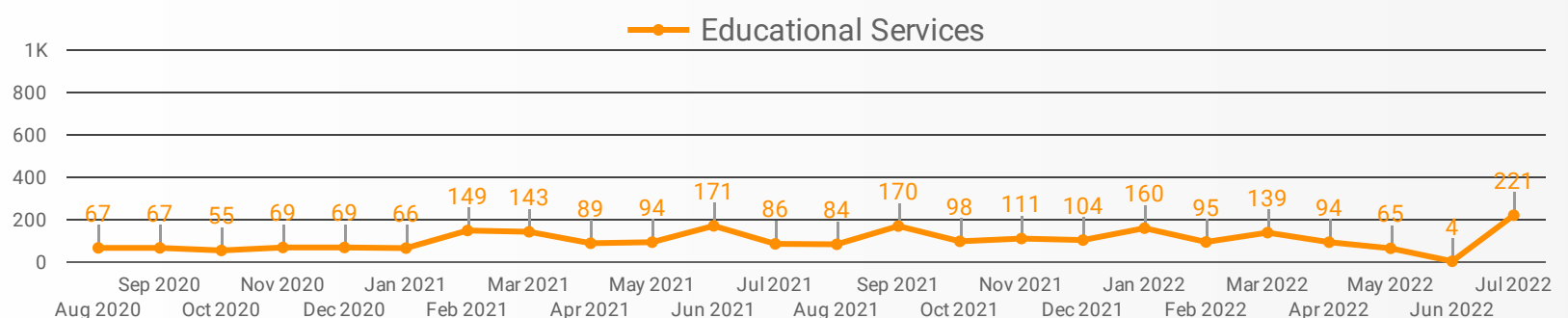
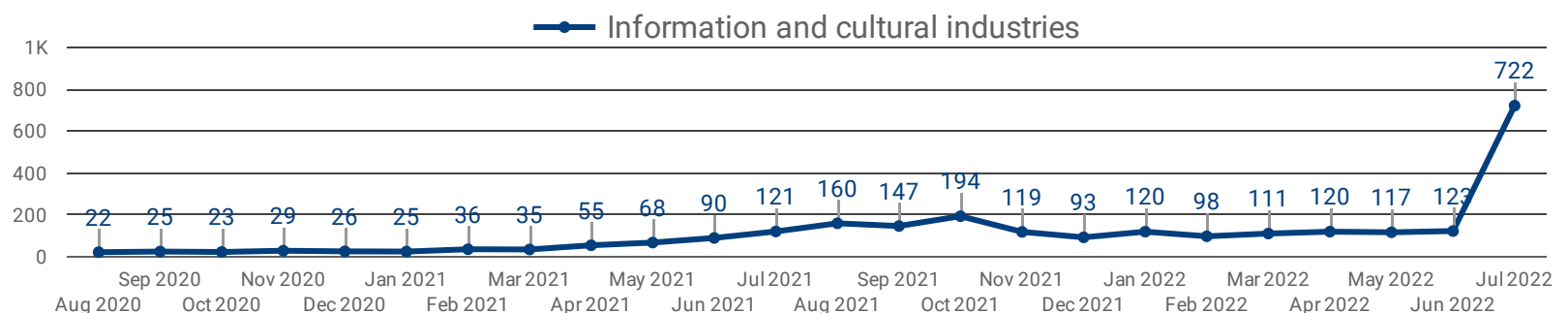
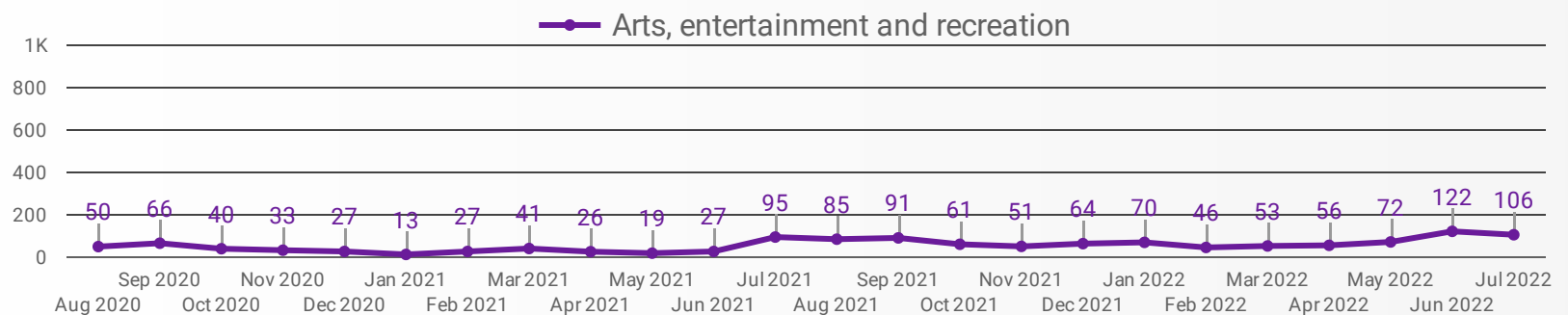
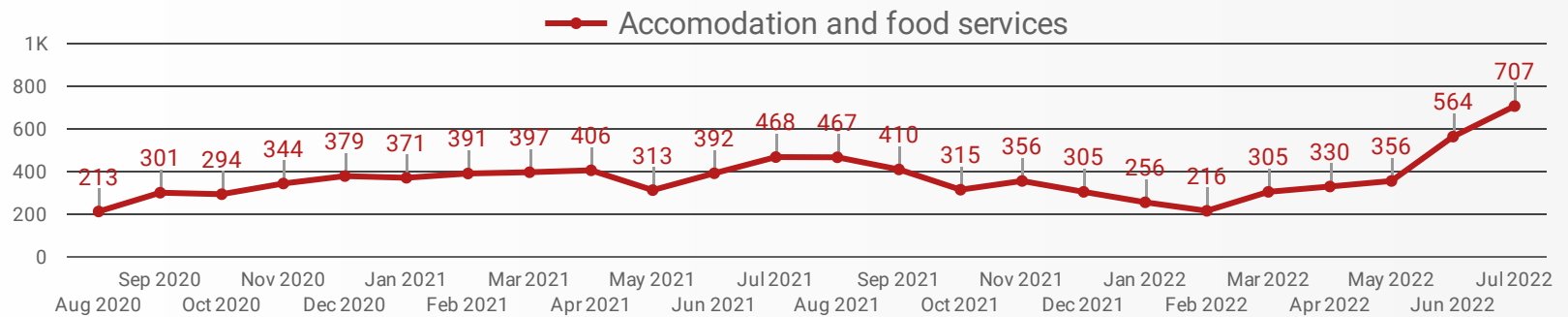
How many job postings were active for at least 1 day this month by sector?



NOTE: This graph cannot be filtered using the controls on the cover page

## DEMAND BY IMPACTED SECTOR (PEEL & HALTON REGIONS)

How many job postings were active for at least 1 day this month by sector?



NOTE: This graph cannot be filtered using the controls on the cover page

## JOB POSTINGS BY REGION

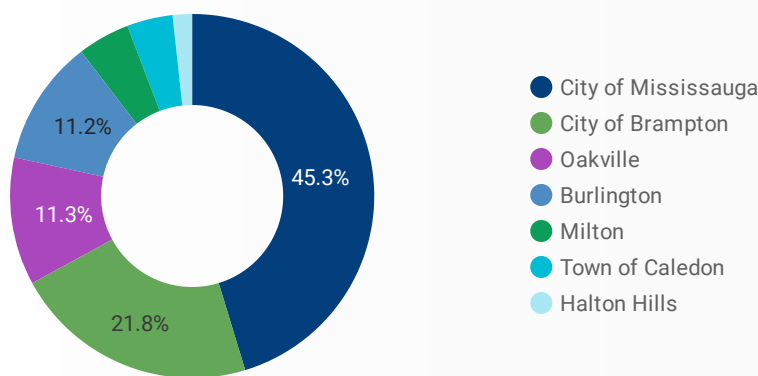
Where are job opportunities being offered?

	REGION	POSTING COUNT	AVG POSTING LENGTH IN DAYS	MEDIAN POSTING LENGTH IN DAYS
1.	Peel Region	37,621	22.0	20
2.	Halton Region	15,273	20.7	20

## JOB POSTINGS BY MUNICIPALITY

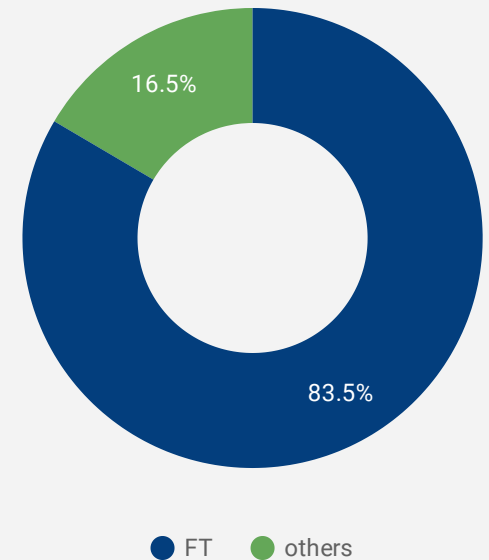
Where are job opportunities being offered?

	MUNICIPALITY	POSTING COUNT	AVG POSTING LENGTH IN DAYS	MEDIAN POSTING LENGTH IN DAYS
1.	City of Mississauga	23,957	21.8	20
2.	City of Brampton	11,512	22.5	20
3.	Oakville	6,001	20.8	20
4.	Burlington	5,906	20.2	20
5.	Milton	2,453	21.6	20
6.	Town of Caledon	2,152	22.6	20
7.	Halton Hills	913	20.3	20



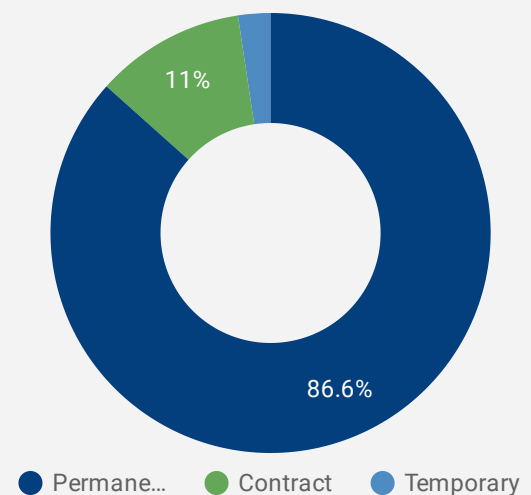
## JOB TYPE

Full-time vs Part-time



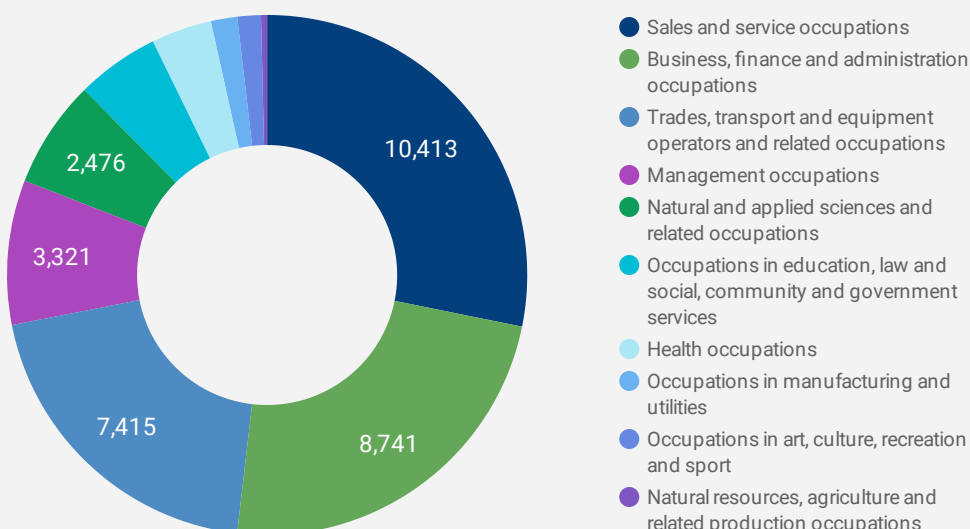
## JOB DURATION

Permanency of jobs posted



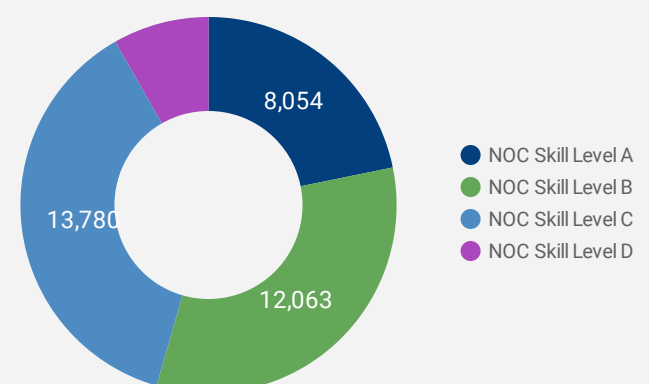
## JOB POSTINGS BY JOB CATEGORY

What broad occupational category is being recruited?



## JOB POSTS BY SKILL LEVEL

What education do occupations typically require?



Skill Level A = Usually University education | Skill Level B = Usually College education or Apprenticeship training | Skill Level C = Usually Secondary education or occupation-specific training | Skill Level D = Usually on-the-job training

## TOP HIRING COMPANIES & AGENCIES

What companies are hiring?

	COMPANY	POSTINGS ▾	AVERAGE POSTING DURATION IN DAYS	MEDIAN POSTING DURATION IN DAYS
1.	Randstad Interim Inc.	1,432	42.4	22
2.	Halton Healthcare Services	547	28.2	20
3.	Loblaw Companies Limited	303	19.4	20
4.	Peel District School Board	254	4.5	4
5.	Trillium Health Partners	246	15.7	15
6.	Halton Healthcare	224	25.1	35
7.	Robert Half Canada Inc.	209	19.8	20
8.	Charger Logistics Inc.	208	12.2	9
9.	The Home Depot Canada	206	16.2	17
10.	Aerotek	204	18.0	20
11.	AppleOne	178	18.7	20
12.	Equest	175	14.0	14
13.	Citi	175	19.2	20
14.	University of Toronto	167	20.3	20
15.	TD Bank	159	14.5	14
16.	UPS	152	27.9	30
17.	Scotiabank	146	17.1	17
18.	Sobeys	145	19.1	20
19.	Citigroup	141	13.9	14
20.	Walmart Canada	138	19.8	20
21.	Rogers Communications Canada Inc.	137	14.0	14
22.	Loblaw Companies Ltd - Head Office	137	26.4	26
23.	Manpower	133	16.2	15
24.	Michael Page CA	130	19.6	20
25.	TJX Companies, Inc.	128	16.7	15
26.	Royal Bank of Canada	122	17.5	20
27.	Staples Canada	119	16.8	14
28.	Starbucks Coffee Company	117	14.0	14
29.	City of Brampton	116	19.4	20
30.	Compass Group	112	19.2	20
31.	...	...	...	...

## TOP HOURLY WAGES IN JOB POSTINGS









What are employers willing to pay to find the perfect candidate?

# of Minimum Wage Jobs  
**336**

	JOB TITLE	COMPANY	LOCATION	HOURLY WAGE ▾
1.	Data Entry Position Work From Home - Part-Time Focus Group Participants	FocusGroupJobs	City of Brampton	250 
2.	Family Physician	Britlin Medical Clinic	City of Mississauga	150 
3.	Psychologist	Canoe Therapy	Oakville	132 
4.	Hairstylist	Glow Girl Beauty	City of Mississauga	125 
5.	Osteopathic Manual Practitioner	Osteoathletic	Milton	114 
6.	Speech-language Pathologist	SPEECH THERAPY WORKS	City of Mississauga	110 
7.	Procurement Manager   Sr. Manager ***6-MONTH CONTRACT - PHARMA MANUFACTURING	Groom & Associes	City of Mississauga	108 
8.	HVAC Technician and Sales	CANADIAN COMFORT	City of Brampton	100 
9.	Art Psychotherapist	The Story Isn't Over	Town of Caledon	95 
10.	Scrum Master Jobs In Mississauga	Robert Half Canada Inc.	City of Mississauga	93.5 
11.	Registered Physiotherapist	Joanna Zurowska	City of Mississauga	90 
12.	Registered Massage Therapist	Massage	City of Mississauga	80 
				1 - 100 / 8712 < >

## TOP SALARIES IN JOB POSTINGS

What are employers willing to pay to find the perfect candidate?

	JOB TITLE	COMPANY	LOCATION	ANNUAL SALARY ▾
1.	Class AZ Regional Owner Operators	Trimac Transportation Services Inc	City of Mississauga	330,000 
2.	AZ Drivers (Owner Operators) Wanted. Make up to \$300K Per Year!	TRIPAR TRANSPORTATION	Oakville	300,000 
3.	Special Finance Manager	AutoCanada Inc.	Burlington	300,000 
4.	Team Owner Operators - Dedicated Vancouver Runs (100% Expenses Paid)	Service Pro Truck Lines	City of Mississauga	280,000 
5.	Real Estate Sales Representative	Champs Real Estate Brokerage Inc.	City of Brampton	277,820 
6.	Truck Owner Operator - Straight Truck (box Truck) - Cross Border Expedite	Final Mile Logistics Inc.	City of Mississauga	250,000 
7.	Hiring Az Drivers For Ups/canadian Tire Work	ONTARIO FREIGHT SERVICES	City of Brampton	242,413 
8.	Team Az Owner Operator Dedicated Switch Canada Post	ACB Cartage Inc	City of Brampton	236,949 
				1 - 100 / 11017 < >

## TOP IN-DEMAND SKILLS

How many times were these skills found in job postings?

ACTIVE JOB POSTINGS THIS MONTH

53,213

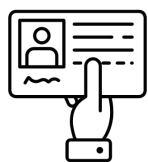


## KEY JOB REQUIREMENTS

How often are these requirements desired in job postings?

ACTIVE JOB POSTINGS THIS MONTH

53,213



Driver's License

964



First Aid

1,360



Regular Access to a Vehicle

1,265



Criminal Record Check

2,284



Microsoft Office

4,672



Food Safety

1,260



## JOB POSTINGS BY 4-DIGIT NOC, SKILL LEVEL, FREQUENCY & DURATION

What jobs are hard-to-fill and/or in-demand?

	4-DIGIT NOC CODE	4-DIGIT NOC LABEL	OCCUPATION'S SKILL LEVEL	POSTING COUNT	AVG POSTING LENGTH IN DAYS	MEDIAN POSTING LENGTH IN DAYS
1.	7452	Material handlers	NOC Skill Level C	2,714	22	20
2.	6421	Retail salespersons	NOC Skill Level C	2,674	20	20
3.	7511	Transport truck drivers	NOC Skill Level C	1,425	21	15
4.	1221	Administrative officers	NOC Skill Level B	1,228	29	20
5.	6552	Other customer and information services representatives	NOC Skill Level C	1,184	19	20
6.	6322	Cooks	NOC Skill Level B	915	31	20
7.	0621	Retail and wholesale trade managers	NOC Skill Level A	894	21	20
8.	6711	Food counter attendants  kitchen helpers and related support occupations	NOC Skill Level D	890	18	20
9.	1241	Administrative assistants	NOC Skill Level B	854	27	20
10.	1215	Supervisors  supply chain  tracking and scheduling co-ordination occupations	NOC Skill Level B	538	24	20
11.	4412	Home support workers  housekeepers and related occupations	NOC Skill Level C	503	24	20
12.	1311	Accounting technicians and bookkeepers	NOC Skill Level B	468	40	20
13.	7514	Delivery and courier service drivers	NOC Skill Level C	454	18	20
14.	6622	Store shelf stockers  clerks and order fillers	NOC Skill Level D	435	20	20
15.	6731	Light duty cleaners	NOC Skill Level D	434	25	20
16.	1414	Receptionists	NOC Skill Level C	425	19	20
17.	7321	Automotive service technicians  truck and bus mechanics and mechanical repairers	NOC Skill Level B	413	28	20
18.	1521	Shippers and receivers	NOC Skill Level C	403	21	20
19.	1122	Professional occupations in business management consulting	NOC Skill Level A	396	19	20
20.	1114	Other financial officers	NOC Skill Level A	385	19	20
21.	1223	Human resources and recruitment officers	NOC Skill Level B	339	20	20
22.	1431	Accounting and related clerks	NOC Skill Level C	338	20	20
23.	6311	Food service supervisors	NOC Skill Level B	335	53	30
24.	6541	Security guards and related security service occupations	NOC Skill Level C	312	16	17
25.	6513	Food and beverage servers	NOC Skill Level C	308	18	20
26.	0111	Financial managers	NOC Skill Level A	301	22	20
27.	6733	Janitors  caretakers and building superintendents	NOC Skill Level D	296	18	20
28.	1112	Financial and investment analysts	NOC Skill Level A	292	20	20
29.	1123	Professional occupations in advertising  marketing and public	NOC Skill Level A	289	20	20

## JOB POSTINGS BY 3-DIGIT NOC, SKILL LEVEL, FREQUENCY & DURATION

What jobs are hard to fill and/or in-demand?

	3-DIGIT NOC CODE	3-DIGIT NOC LABEL	OCCUPATION'S SKILL LEVEL	POSTING COUNT ▾	AVG POSTING LENGTH IN DAYS	MEDIAN POSTING LENGTH IN DAYS
1.	745	Longshore workers and material handlers	NOC Skill Level C	2,715	22	20
2.	642	Retail salespersons	NOC Skill Level C	2,674	20	20
3.	751	Motor vehicle and transit drivers	NOC Skill Level C	1,932	20	15
4.	122	Administrative and regulatory occupations	NOC Skill Level B	1,929	25	20
5.	655	Customer and information services representatives	NOC Skill Level C	1,189	19	20
6.	632	Chefs and cooks	NOC Skill Level B	1,124	30	20
7.	124	Office administrative assistants - general, legal and medical	NOC Skill Level B	1,047	26	20
8.	152	Supply chain logistics, tracking and scheduling co-ordination occupations	NOC Skill Level C	1,046	21	20
9.	217	Computer and information systems professionals	NOC Skill Level A	1,012	23	20
10.	112	Human resources and business service professionals	NOC Skill Level A	956	20	20
11.	111	Auditors, accountants and investment professionals	NOC Skill Level A	946	20	20
12.	062	Retail and wholesale trade managers	NOC Skill Level A	894	21	20
13.	671	Food counter attendants, kitchen helpers and related support occupations	NOC Skill Level D	890	18	20
14.	673	Cleaners	NOC Skill Level D	875	21	20
15.	121	Administrative services supervisors	NOC Skill Level B	743	25	20
16.	143	Financial, insurance and related administrative support workers	NOC Skill Level C	635	20	20
17.	141	General office workers	NOC Skill Level C	621	19	20
18.	131	Finance, insurance and related business administrative occupations	NOC Skill Level B	621	33	20
19.	421	Paraprofessional occupations in legal, social, community and education services	NOC Skill Level B	587	20	20
20.	441	Home care providers and educational support occupations	NOC Skill Level C	585	25	20
21.	011	Senior managers - construction, transportation, production and utilities	NOC Skill Level A	559	23	20
22.	662	Other sales support and related occupations	NOC Skill Level D	528	20	20
23.	651	Occupations in food and beverage service	NOC Skill Level C	517	18	20
24.	321	Medical technologists and technicians (except dental health)	NOC Skill Level B	480	18	20
25.	732	Automotive service technicians	NOC Skill Level B	479	30	20
26.	723	Machining, metal forming, shaping and erecting trades	NOC Skill Level B	475	25	20
27.	631	Service supervisors	NOC Skill Level B	456	43	20
28.	012	Senior managers - construction, transportation, production and utilities	NOC Skill Level A	387	23	20

## JOB POSTINGS BY 2-DIGIT NOC, SKILL LEVEL, FREQUENCY & DURATION

What jobs are hard to fill and/or in-demand?

	2-DIGIT NOC CODE	2-DIGIT NOC LABEL	OCCUPATION'S SKILL LEVEL	POSTING COUNT ▾	AVG POSTING LENGTH IN DAYS	MEDIAN POSTING LENGTH IN DAYS
1.	12	Administrative and financial supervisors and administrative occupations	NOC Skill Level B	3,731	26	20
2.	74	Other installers, repairers and servicers and material handlers	NOC Skill Level C	2,794	22	20
3.	64	Sales representatives and salespersons - wholesale and retail trade	NOC Skill Level C	2,785	20	20
4.	65	Service representatives and other customer and personal services occupations	NOC Skill Level C	2,309	18	20
5.	75	Transport and heavy equipment operation and related maintenance occupations	NOC Skill Level C	2,085	20	15
6.	63	Service supervisors and specialized service occupations	NOC Skill Level B	1,916	32	20
7.	11	Professional occupations in business and finance	NOC Skill Level A	1,902	20	20
8.	67	Service support and other service occupations, n.e.c.	NOC Skill Level D	1,818	20	20
9.	21	Professional occupations in natural and applied sciences	NOC Skill Level A	1,557	22	19
10.	06	Middle management occupations in retail and wholesale trade and customer services	NOC Skill Level A	1,422	22	20
11.	14	Office support occupations	NOC Skill Level C	1,402	19	20
12.	72	Industrial, electrical and construction trades	NOC Skill Level B	1,342	28	20
13.	15	Distribution, tracking and scheduling co-ordination occupations	NOC Skill Level C	1,085	21	20
14.	01	Senior managers - construction, transportation, production and utilities	NOC Skill Level A	950	23	20
15.	73	Maintenance and equipment operation trades	NOC Skill Level B	930	29	20
16.	22	Technical occupations related to natural and applied sciences	NOC Skill Level B	919	23	20
17.	62	Retail sales supervisors and specialized sales occupations	NOC Skill Level B	865	22	20
18.	66	Sales support occupations	NOC Skill Level D	720	20	20
19.	32	Technical occupations in health	NOC Skill Level B	700	20	20
20.	13	Finance, insurance and related business administrative occupations	NOC Skill Level B	621	33	20
21.	44	Care providers and educational, legal and public protection support occupations	NOC Skill Level C	587	25	20
22.	42	Paraprofessional occupations in legal, social, community and education services	NOC Skill Level B	587	20	20
23.	41	Professional occupations in law and social, community and government services	NOC Skill Level A	555	21	20
24.	52	Technical occupations in art, culture, recreation and sport	NOC Skill Level B	388	21	20
25.	07	Managers in customer and personal services, n.e.c.	NOC Skill Level A	358	23	20
26.	31	Professional occupations in health (except nursing)	NOC Skill Level A	333	20	20
27.	34	Assisting occupations in support of health services	NOC Skill Level C	298	20	20

## MULTILINGUAL JOB POSTINGS BY THE NUMBERS

ACTIVE POSTINGS  
**5,276**

NEW POSTINGS  
**3,189**

COMPANIES  
**2,321**

JOB LANGUAGES  
**11**

## # OF DAYS POSTED

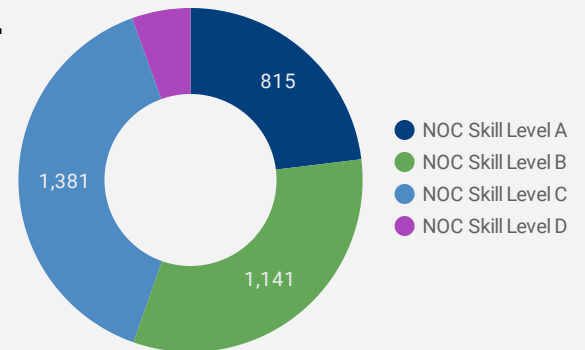
AVERAGE  
**19.2**

MEDIAN  
**20**

## MULTILINGUAL JOB POSTINGS BY SKILL LEVEL

What language skills are employers looking for by occupational skill level?

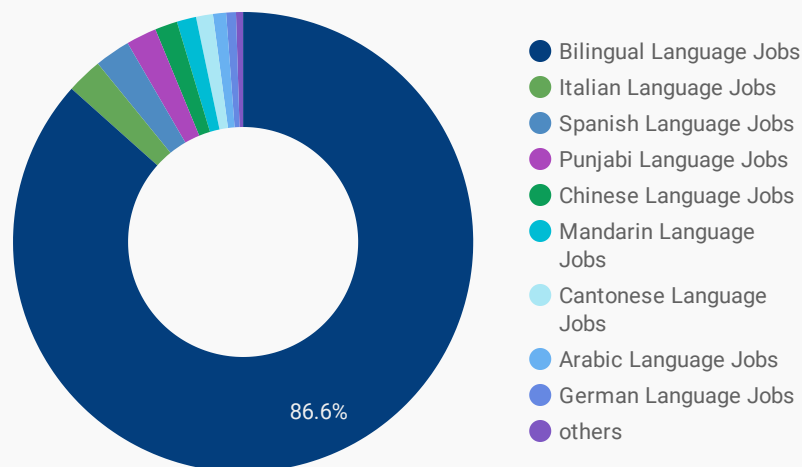
- 815** Skill Level A - Management/ Professional Occupations usually requiring University
- 1,141** Skill Level B - Usually college education or apprenticeship training
- 1,381** Skill Level C - Usually secondary education or occupation-specific training
- 195** Skill Level D - Usually on-the-job training



LANGUAGES	NOC Skill Level A	NOC Skill Level B	NOC Skill Level C	NOC Skill Level D
Bilingual Language Jobs	693	930	1,194	158
Italian Language Jobs	18	58	32	13
Punjabi Language Jobs	10	49	41	6
Spanish Language Jobs	27	34	29	1
Chinese Language Jobs	19	19	19	11
Mandarin Language Jobs	15	19	26	
Cantonese Language Jobs	7	8	27	

## LANGUAGE SKILLS BREAKDOWN

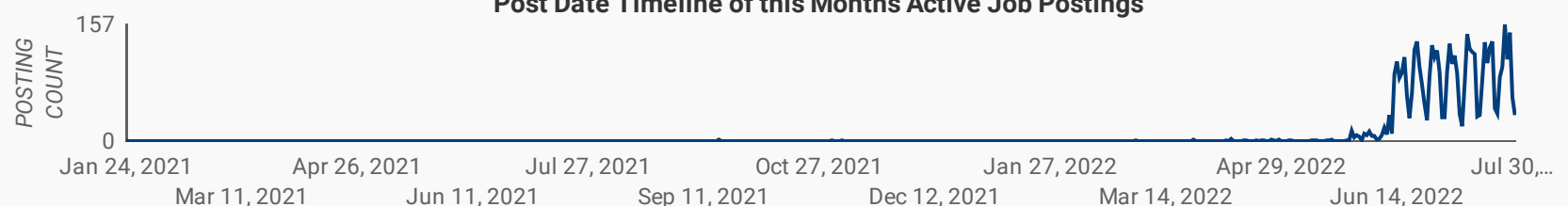
Which kinds of language skills do employers seek?



LANGUAGES	POSTING COUNT
1. Bilingual Language Jobs	4,556
2. Italian Language Jobs	135
3. Punjabi Language Jobs	133
4. Spanish Language Jobs	124
5. Chinese Language Jobs	89
6. Mandarin Language Jobs	72
7. Cantonese Language Jobs	59

1 - 11 / 11

## Post Date Timeline of this Month's Active Job Postings



## LANGUAGE SKILLS BEING RECRUITED BY JOB CATEGORY

What language skills are sought by 1-Digit NOC?

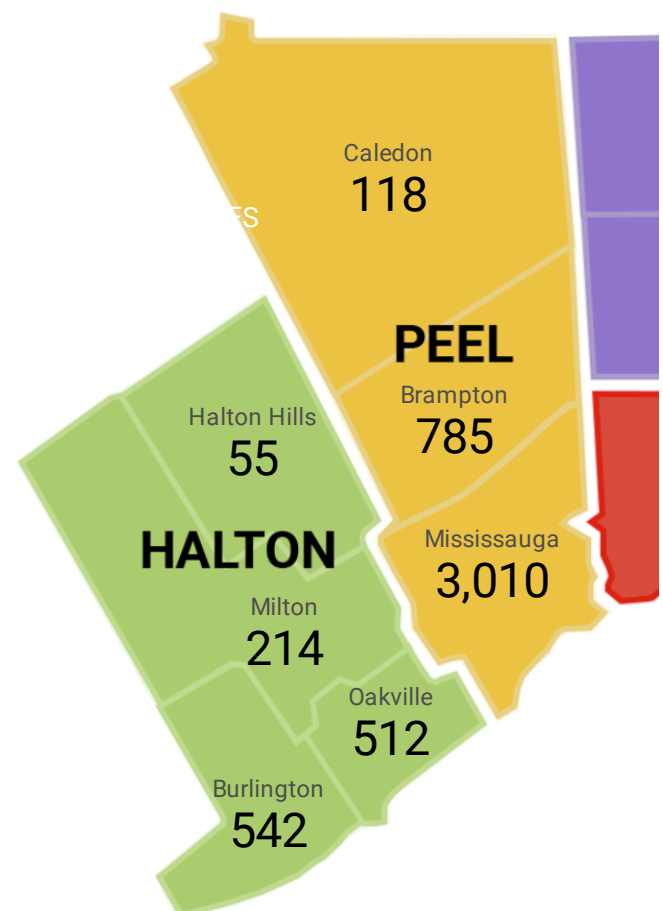
BROAD OCCUPATIONAL CATEGORY	French La...	Italian La...	Punjabi L...	Spanish ...	Chinese ...	Mandarin...	Grand total
Business, finance and administration occu...	903	7	40	37	13	30	1,057
Health occupations	128		7		7	1	147
Management occupations	230	9	4	9	2	10	273
Natural and applied sciences and related o...	143	2	1	5	3		161
Natural resources, agriculture and related ...	4						5
Occupations in art, culture, recreation and ...	44	3	2	2	2	1	55
Occupations in education, law and social, ...	226	10	11	4	8		271
Occupations in manufacturing and utilities	28	2			1		32
Sales and service occupations	962	87	29	23	25	13	1,184
Trades, transport and equipment operator...	307	1	12	11	7	5	347
<b>Grand total</b>	<b>2,975</b>	<b>121</b>	<b>106</b>	<b>91</b>	<b>68</b>	<b>60</b>	<b>3,532</b>

## MULTILINGUAL JOB POSTINGS BY MUNICIPALITY

What language skills are sought by 4-Digit NOC?

MUNICIPALITY	JOB LANGUAGES	AVG POSTING LENGTH IN DAYS	MEDIAN POSTING LENGTH IN DAYS
1. City of Mississauga	3,010	21.8	20
2. City of Brampton	785	22.5	20
3. Burlington	542	20.2	20
4. Oakville	512	20.8	20
5. Milton	214	21.6	20
6. Town of Caledon	118	22.6	20
7. Halton Hills	55	20.3	20

REGION	JOB LANGUAGES	AVG POSTING LENGTH IN DAYS	MEDIAN POSTING LENGTH IN DAYS
1. Peel Region	3,913	22.0	20
2. Halton Region	1,323	20.7	20



## LANGUAGE DEMAND BY JOB

What language skills are sought by 4-Digit NOC?

4 DIGIT NOC NAME	POSTINGS
1. Other customer and information service...	337
2. Retail salespersons	299
3. Administrative officers	175
4. Material handlers	133
5. Administrative assistants	93
6. Cooks	76
7. Food counter attendants  kitchen helpers...	73
8. Professional occupations in advertising  ...	65
9. Insurance agents and brokers	61
10. Human resources and recruitment officers	59
11. Professional occupations in business m...	56
12. Receptionists	50
13. Supervisors  supply chain  tracking and s...	49
14. Retail and wholesale trade managers	49
15. Other financial officers	48
16. Human resources professionals	46
17. Transport truck drivers	46
18. Other instructors	46
19. Business development officers and mark...	44
20. Social and community service workers	41
21. User support technicians	39
22. Delivery and courier service drivers	37
23. Corporate sales managers	37
24. Accounting and related clerks	37
25. Food and beverage servers	36
26. Home support workers  housekeepers an...	36
27. Information systems analysts and consu...	35
28. Advertising  marketing and public relatio...	35
29. Chefs	34
30. Medical administrative assistants	33
31. Collectors	28

1 - 100 / 251 < >

## MULTILINGUAL HIRING EMPLOYERS

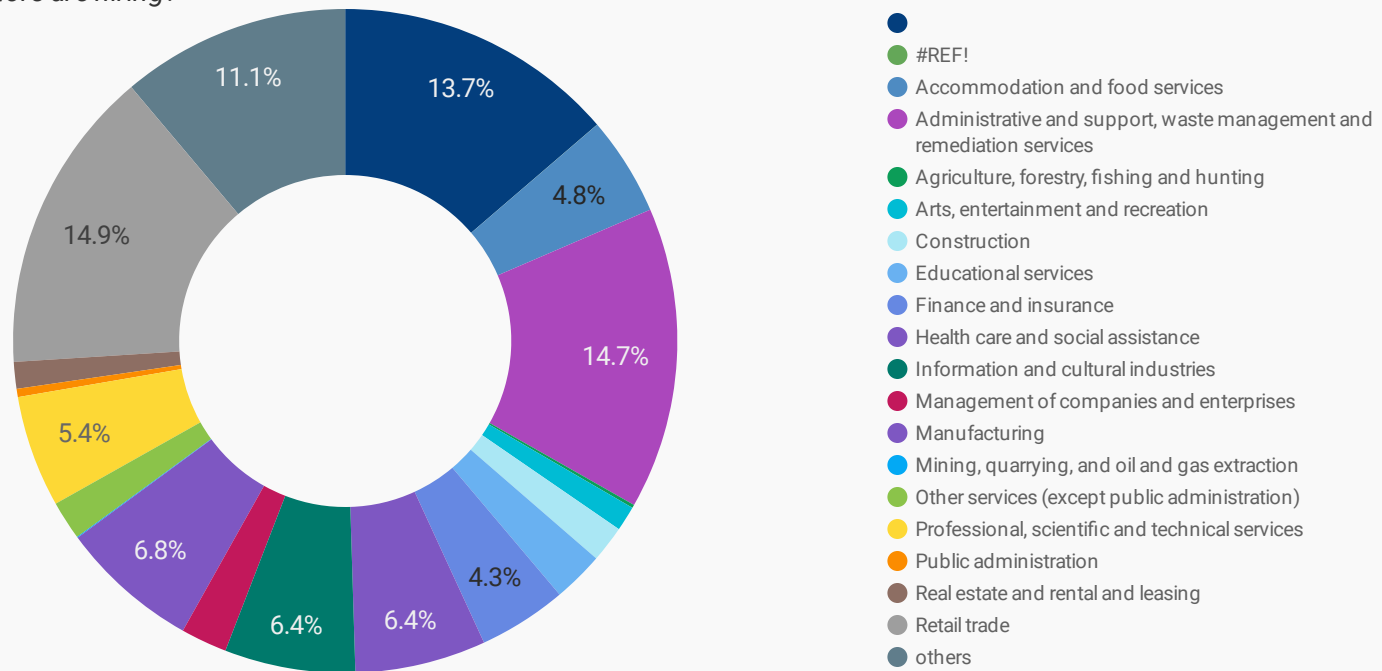
Which employers are seeking multilingual candidates?

COMPANY	POSTINGS
1. Trillium Health Partners	236
2. Randstad Interim Inc.	77
3. LAURENTIAN BANK OF CANADA	54
4. Royal Bank of Canada	39
5. Bell	38
6. The Source (Bell) Electronics Inc.	32
7. Peel District School Board	30
8. myGwork	29
9. Global Employment	28
10. Kijiji Jobs	27
11. ERINOAKKIDS CENTRE FOR TREATMENT AND DEVELOPMENT	25
12. Innomar Strategies Inc.	22
13. Siemens Canada Limited	22
14. FedEx Express Canada	21
15. ARZ Fine Foods	21
16. Bell Canada	21
17. CANON CANADA INC.	20
18. Farm Boy Inc.	20
19. University of Toronto	20
20. CONSUMER & SMB/MARCHÉ% CONSOMMATEUR & PME	20
21. Reitmans Canada Limited	20
22. FedEx Freight Canada	20
23. Intact Insurance Co	19
24. Robert Half Canada Inc.	19
25. Btrust International Trading Inc.	19
26. Uline Canada	19
27. Community Living Mississauga	19

1 - 50 / 2325 < >

## TOP HIRING SECTORS BY 2-DIGIT NAICS CODE

What sectors are hiring?



	NAICS CODE	2-DIGIT NAICS LABEL	POSTING COUNT	AVG POSTING LENGTH IN DAYS	MEDIAN POSTING LENGTH IN DAYS
1.	56	Administrative and support, waste management and remediation services	4,747	25.1	20
2.	44-45	Retail trade	4,453	18.3	20
3.	0	0	2,373	10.9	14
4.	48-49	Transportation and warehousing	2,068	20.3	20
5.	31-33	Manufacturing	2,064	20.1	20
6.	62	Health care and social assistance	1,893	21.1	20
7.	51	Information and cultural industries	1,860	16.7	15
8.	54	Professional, scientific and technical services	1,694	19.7	20
9.	72	Accommodation and food services	1,584	22.2	20
10.	41	Wholesale trade	1,229	20.5	20
11.	52	Finance and insurance	1,192	17.3	15
12.	61	Educational services	759	15.1	20
13.	55	Management of companies and enterprises	639	20.9	20
14.	81	Other services (except public administration)	568	21.6	20
15.	23	Construction	536	20.7	20
16.	53	Real estate and rental and leasing	435	22.8	20
17.	71	Arts, entertainment and recreation	328	19.3	20
18.	91	Public administration	124	21.2	20
19.	22	Utilities	89	19.3	20
20.	11	Agriculture, forestry, fishing and hunting	44	19.5	20

NOTE: NAICS code 56 includes Employment Agencies. Manufacturing includes codes 31-33, Retail Trade includes codes 44-45 and Transportation and Warehousing includes codes 48-49.

## TOP HIRING SECTORS BY 3-DIGIT NAICS CODE

What sectors are hiring?

	NAICS CODE	3-DIGIT NAICS LABEL	POSTING COUNT ▾	AVERAGE POSTING LENGTH IN DAYS	MEDIAN POSTING LENGTH IN DAYS
1.	561	Administrative and support services	4,602	25.3	20
2.			2,373	10.9	14
3.	541	Professional, scientific and technical services	1,694	19.7	20
4.	722	Food services and drinking places	1,420	22.0	20
5.	519	Other information services	1,042	15.0	15
6.	621	Ambulatory health care services	953	21.1	20
7.	484	Truck transportation	868	20.3	20
8.	522	Credit intermediation and related activities	831	16.2	14
9.	611	Educational services	759	15.1	20
10.	445	Food and beverage stores	694	19.3	20
11.	452	General merchandise stores	674	16.6	20
12.	448	Clothing and clothing accessories stores	663	19.2	20
13.	551	Management of companies and enterprises	639	20.9	20
14.	623	Nursing and residential care facilities	592	22.0	20
15.	311	Food manufacturing	530	19.3	20
16.	492	Couriers and messengers	470	21.5	20
17.	446	Health and personal care stores	443	19.6	20
18.	453	Miscellaneous store retailers	422	17.6	20
19.	443	Electronics and appliance stores	380	17.0	14
20.	444	Building material and garden equipment and supplies dealers	369	17.2	19
21.	441	Motor vehicle and parts dealers	369	19.5	20
22.	515	Broadcasting (except Internet)	330	18.1	14
23.	713	Amusement, gambling and recreation industries	316	19.3	20
24.	488	Support activities for transportation	300	19.6	20
25.	524	Insurance carriers and related activities	295	19.3	20
26.	811	Repair and maintenance	285	22.3	20
27.	325	Chemical manufacturing	284	20.5	20
28.	624	Social assistance	283	19.7	20
29.	532	Rental and leasing services	282	23.8	20
30.	417	Machinery, equipment and supplies merchant wholesalers	279	22.3	20
31.	493	Warehousing and storage	269	19.9	20



## TOP HIRING SECTORS BY 4-DIGIT NAICS CODE

What sectors are hiring?

	NAICS CODE	4-DIGIT NAICS LABEL	POSTING COUNT ▾	AVERAGE POSTING LENGTH IN DAYS	MEDIAN POSTING DAYS IN LENGTH
1.	5613	Employment services	4,164	26.2	20
2.			2,373	10.9	14
3.	7225	Full-service restaurants and limited-service eating places	1,095	23.1	20
4.	5191	Other information services	1,042	15.0	15
5.	4841	General freight trucking	799	20.3	20
6.	5221	Depository credit intermediation	654	16.5	14
7.	4521	Department stores	646	16.0	20
8.	5511	Management of companies and enterprises	639	20.9	20
9.	5413	Architectural, engineering and related services	629	19.0	19
10.	4451	Grocery stores	572	18.8	20
11.	4481	Clothing stores	562	19.2	20
12.	6233	Community care facilities for the elderly	546	22.3	20
13.	4921	Couriers	463	21.6	20
14.	4461	Health and personal care stores	443	19.6	20
15.	4431	Electronics and appliance stores	380	17.0	14
16.	4441	Building material and supplies dealers	369	17.2	19
17.	5152	Pay and specialty television	326	18.1	14
18.	7223	Special food services	315	18.7	20
19.	5416	Management, scientific and technical consulting services	306	19.3	20
20.	7139	Other amusement and recreation industries	287	19.5	20
21.	4411	Automobile dealers	282	19.5	20
22.	3116	Meat product manufacturing	282	20.1	20
23.	6117	Educational support services	269	5.8	4
24.	4931	Warehousing and storage	269	19.9	20
25.	8111	Automotive repair and maintenance	249	21.8	20
26.	6211	Offices of physicians	244	24.0	22
27.	5415	Computer systems design and related services	238	23.5	20
28.	5418	Advertising, public relations, and related services	236	18.1	20
29.	4532	Office supplies, stationery and gift stores	221	16.9	14
30.	5242	Agencies, brokerages and other insurance related activities	200	19.4	20
31.	4145	Pharmaceuticals, toiletries, cosmetics and sundries merchant wholesalers	194	20.5	20

## TOP HIRING SECTORS BY 5-DIGIT NAICS CODE

What sectors are hiring?

	NAICS CODE	5-DIGIT NAICS LABEL	POSTING COUNT ▾	AVERAGE POSTING LENGTH IN DAYS	MEDIAN POSTING LENGTH IN DAYS
1.	56131	Employment placement agencies and executive search services	4,033	26.3	20
2.			2,373	10.9	14
3.	72251	Full-service restaurants and limited-service eating places	1,095	23.1	20
4.	51919	All other information services	1,037	15.0	15
5.	45211	Department stores	646	16.0	20
6.	55111	Management of companies and enterprises	639	20.9	20
7.	52211	Banking	632	16.3	14
8.	44511	Supermarkets and other grocery (except convenience) stores	556	18.1	20
9.	62331	Community care facilities for the elderly	546	22.3	20
10.	54133	Engineering services	493	18.6	14
11.	49211	Couriers	463	21.6	20
12.	48412	General freight trucking, long distance	460	22.4	20
13.	44314	Electronics and appliance stores	380	17.0	14
14.	48411	General freight trucking, local	339	17.7	15
15.	51521	Pay and specialty television	326	18.1	14
16.	44411	Home centres	305	17.2	17
17.	31161	Animal slaughtering and processing	282	20.1	20
18.	61171	Educational support services	269	5.8	4
19.	44111	New car dealers	261	19.4	20
20.	62111	Offices of physicians	244	24.0	22
21.	54151	Computer systems design and related services	238	23.5	20
22.	49311	General warehousing and storage	236	19.3	20
23.	44819	Other clothing stores	232	19.1	20
24.	45321	Office supplies and stationery stores	210	16.8	14
25.	71394	Fitness and recreational sports centres	203	19.9	20
26.	54161	Management consulting services	196	20.3	20
27.	72231	Food service contractors	185	19.3	20
28.	62121	Offices of dentists	184	18.1	20
29.	41451	Pharmaceuticals and pharmacy supplies merchant wholesalers	178	20.0	20
30.	81111	Automotive mechanical and electrical repair and maintenance	174	21.3	20
31.	61131	Universities	171	20.2	20

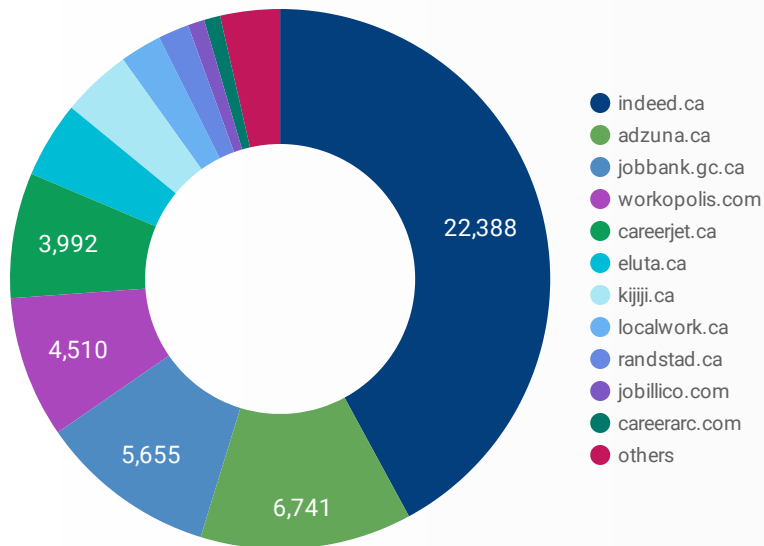
## TOP HIRING SECTORS BY 6-DIGIT NAICS CODE

What sectors are hiring?

	NAICS CODE	6-DIGIT NAICS LABEL	POSTING COUNT ▾	AVG POSTING LENGTH IN DAYS	MEDIAN POSTING LENGTH IN DAYS
1.	561310	Employment placement agencies and executive search services	4,351	26.0	20
2.	519190	All other information services	1,150	15.1	15
3.	452110	Department stores	706	15.7	19
4.	722512	Limited-service eating places	667	21.3	15
5.	551114	Head offices	649	21.0	20
6.	623310	Community care facilities for the elderly	610	21.7	20
7.	445110	Supermarkets and other grocery (except convenience) stores	607	18.1	20
8.	522112	Corporate and institutional banking industry	559	16.4	14
9.	541330	Engineering services	537	18.8	14
10.	492110	Couriers	514	21.0	20
11.	722511	Full-service restaurants	497	25.7	20
12.	443143	Appliance, television and other electronics stores	366	16.3	14
13.	484110	General freight trucking, local	358	17.3	15
14.	515210	Pay and specialty television	342	18.1	14
15.	444110	Home centres	323	16.5	16
16.	484121	General freight trucking, long distance, truck-load	293	21.4	20
17.	441110	New car dealers	288	19.5	20
18.	611710	Educational support services	280	5.6	4
19.	621110	Offices of physicians	270	24.7	22
20.	493110	General warehousing and storage	262	18.9	20
21.	448199	All other clothing stores	252	19.1	20
22.	541514	Computer systems design and related services (except video game design and development)	252	23.3	20
23.	453210	Office supplies and stationery stores	227	16.9	14
24.	713940	Fitness and recreational sports centres	219	20.0	20
25.	484122	General freight trucking, long distance, less than truck-load	213	23.8	20
26.	621210	Offices of dentists	204	18.0	20
27.	722310	Food service contractors	197	19.1	20
28.	414510	Pharmaceuticals and pharmacy supplies merchant wholesalers	194	20.0	20
29.	811111	General automotive repair	184	21.0	20
30.	488519	Other freight transportation arrangement	183	19.3	20
31.	611310	Universities	182	20.2	20

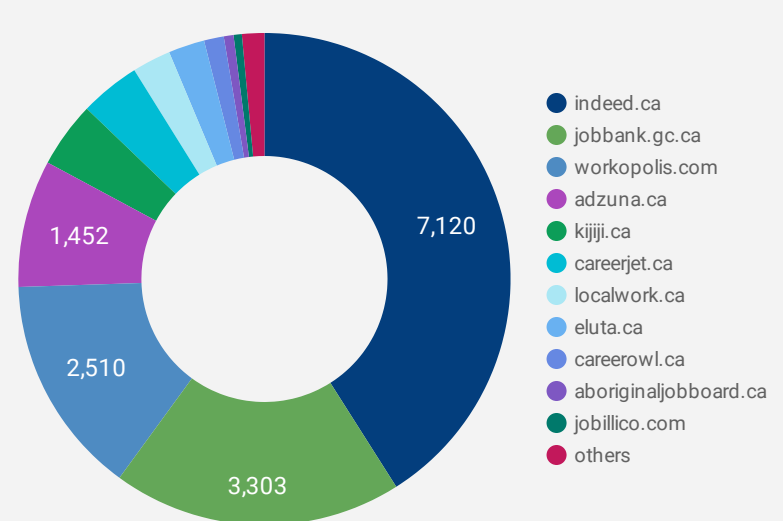
## JOB POSTINGS BY JOB BOARD

What share of unique job postings appear on each job board?



## COMPANIES BY JOB BOARD

What share of unique job postings appear on each job board?



## JOB POSTING DETAILS BY JOB BOARD

How does job posting activity differ by job board?

	JOB BOARD	POSTING COUNT	AVG POSTING LENGTH IN DAYS	MEDIAN POSTING LENGTH IN DAYS	# OF COMPANIES
1.	indeed.ca	22,388	20	20	7,120
2.	adzuna.ca	6,741	14	14	1,452
3.	jobbank.gc.ca	5,655	48	31	3,303
4.	workopolis.com	4,510	14	14	2,510
5.	careerjet.ca	3,992	23	31	689
6.	eluta.ca	2,433	20	20	413
7.	kijiji.ca	2,222	15	15	750
8.	localwork.ca	1,326	19	18	441
9.	randstad.ca	983	61	90	1
10.	jobillico.com	531	24	20	94
11.	careerarc.com	517	26	18	33
12.	careerbuilder.ca	379	20	25	42
13.	careerowl.ca	371	184	182	226
14.	network.applytoeducation.com	289	6	4	13
15.	rncareers.ca	280	46	42	45
16.	aboriginaljobboard.ca	162	27	28	111
17.	retail.ca	76	18	18	18
18.	charityvillage.com	51	15	15	31