

JOB DEMAND REPORT

JUNE 2022

HIGHLIGHTS

JOB POSTINGS BY THE NUMBERS

TOTAL POSTINGS	NEW THIS MONTH	COMPANIES	JOB BOARDS
55,467	33,187	13,669	36

OF DAYS POSTED

AVERAGE	MEDIAN
21.8	20

REPORT BUILDER

The default filter selection below will show all job demand data for the month. You can use the filters to create a customized report for the purpose of understanding a subset of the data.

OCCUPATION FILTERS

SKILL TYPE NAME / 1-DIGIT NOC	▼
MAJOR GROUP / 2-DIGIT NOC	▼
MINOR GROUP / 3-DIGIT NOC	▼
UNIT GROUP / 4-DIGIT NOC	▼
SKILL LEVEL	▼
JOB TYPE	▼
JOB DURATION	▼
ADDITIONAL LANGUAGE	▼
SPECIFIC JOB TAGS	▼

INDUSTRY/SECTOR FILTERS

HIRING SECTOR BY 2-DIGIT NAICS CODE	▼
HIRING SECTOR BY 3-DIGIT NAICS CODE	▼
HIRING SECTOR BY 4-DIGIT NAICS CODE	▼
HIRING SECTOR BY 5-DIGIT NAICS CODE	▼
HIRING SECTOR BY 6-DIGIT NAICS CODE	▼

OTHER FILTERS

MUNICIPALITY	▼
REGION	▼
JOB BOARD	▼

NOC = National Occupation Classification | NAICS = North American Industry Classification System

Page 1 of 20

Source:

Job posting data collected by the Peel Halton Workforce Development Group from job boards and employer websites that recruit candidates in Peel and Halton Regions.

Canada 

EMPLOYMENT ONTARIO  EMPLOI ONTARIO

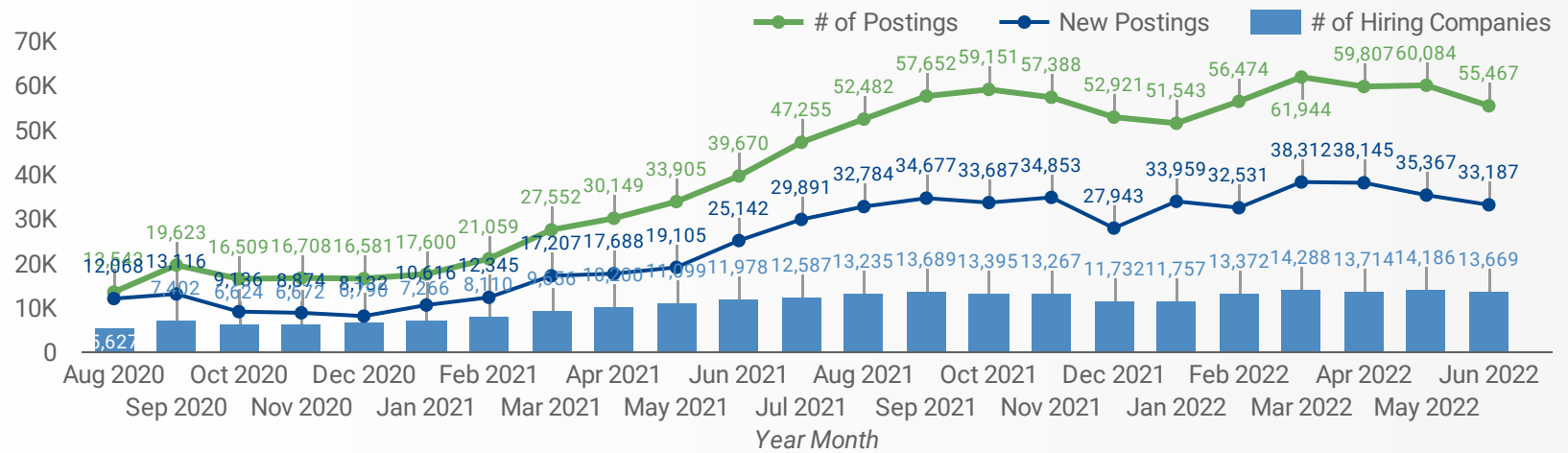
Ontario 

This Employment Ontario service is funded in part by the Government of Canada and the Government of Ontario.

Ce service Emploi Ontario est financé en partie par le gouvernement du Canada et le gouvernement de l'Ontario.

JOB POSTINGS BY MONTH FOR PEEL & HALTON REGIONS

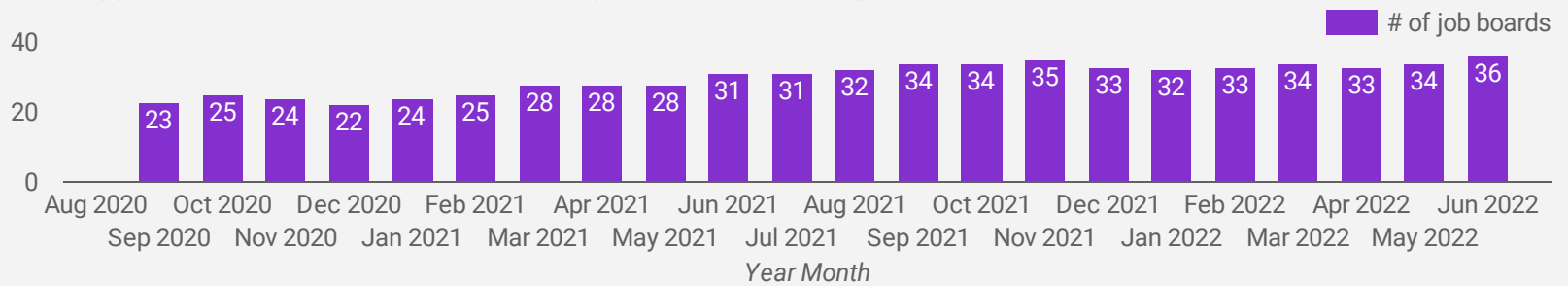
How many job postings were active for at least 1 day this month?



NOTE: This graph cannot be filtered using the controls on the cover page

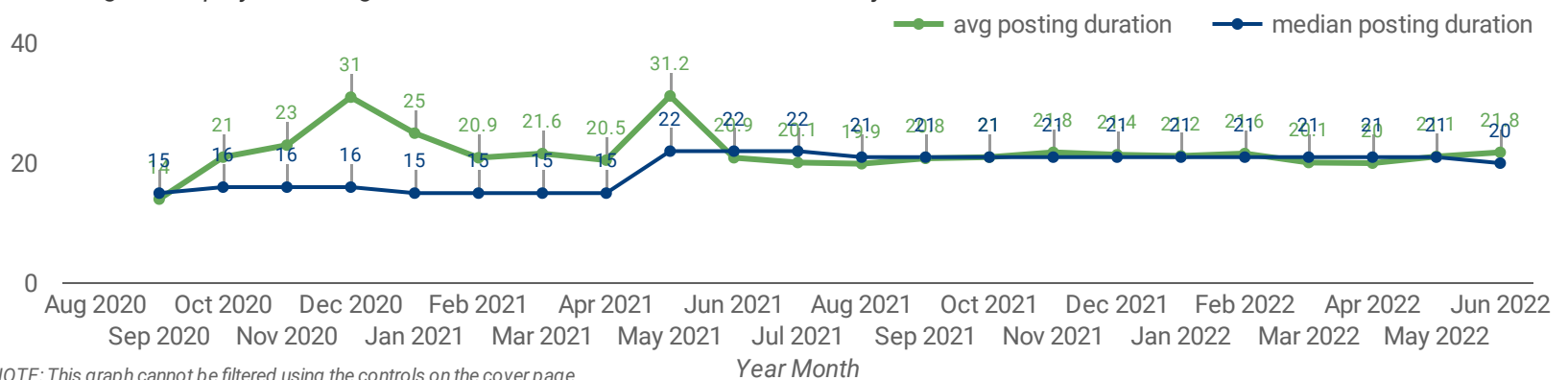
NUMBER OF ACTIVE JOB BOARDS

How many job postings were active for at least 1 day this month on these job boards?



AVG & MEDIAN POSTING LENGTH BY DAYS


How long are employers having to recruit for to find candidates to fill their job vacancies?



NOTE: This graph cannot be filtered using the controls on the cover page

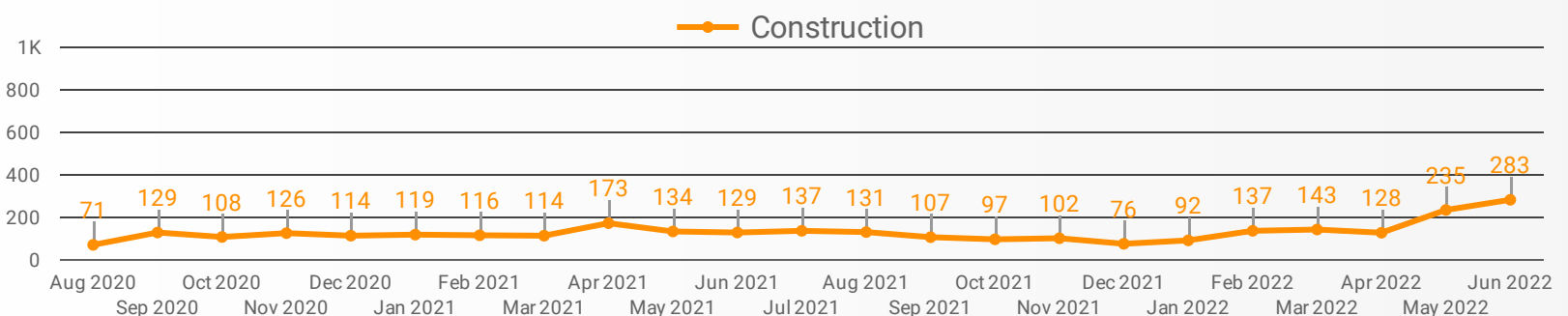
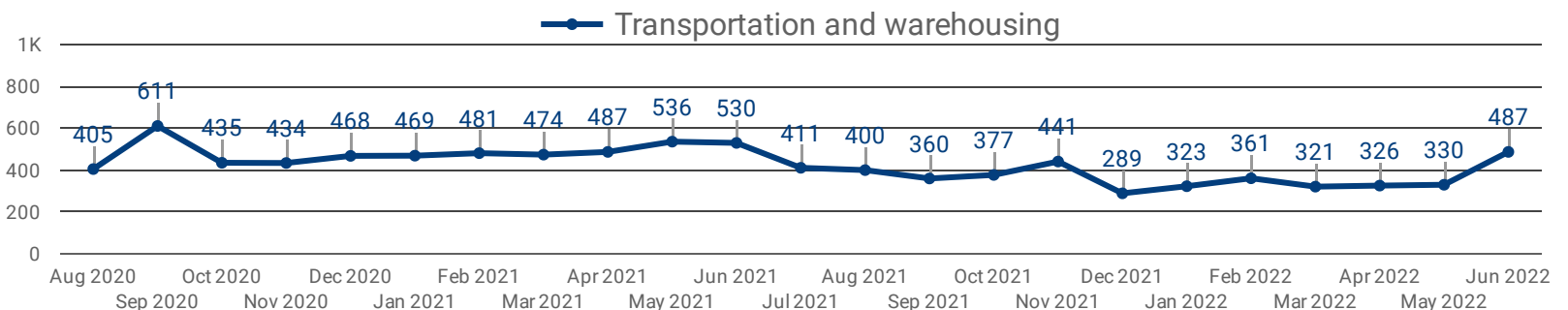
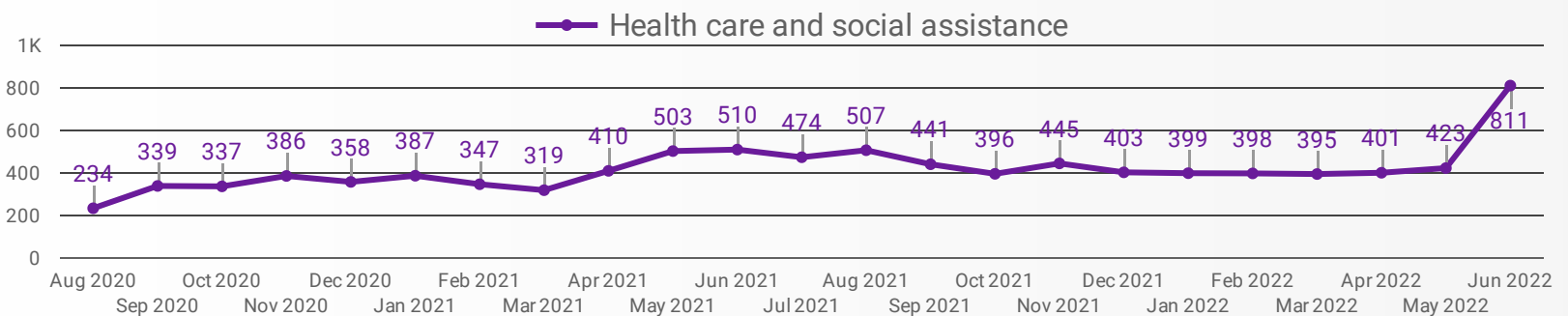
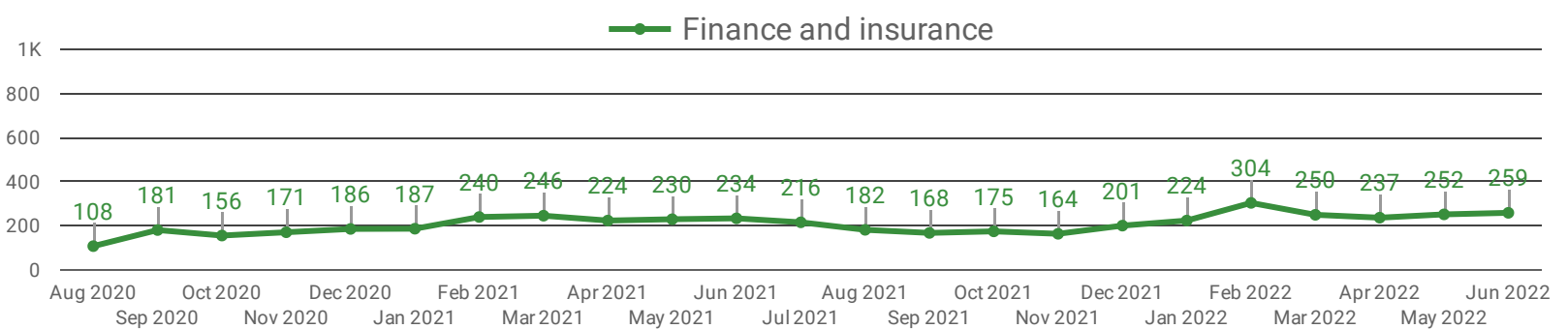
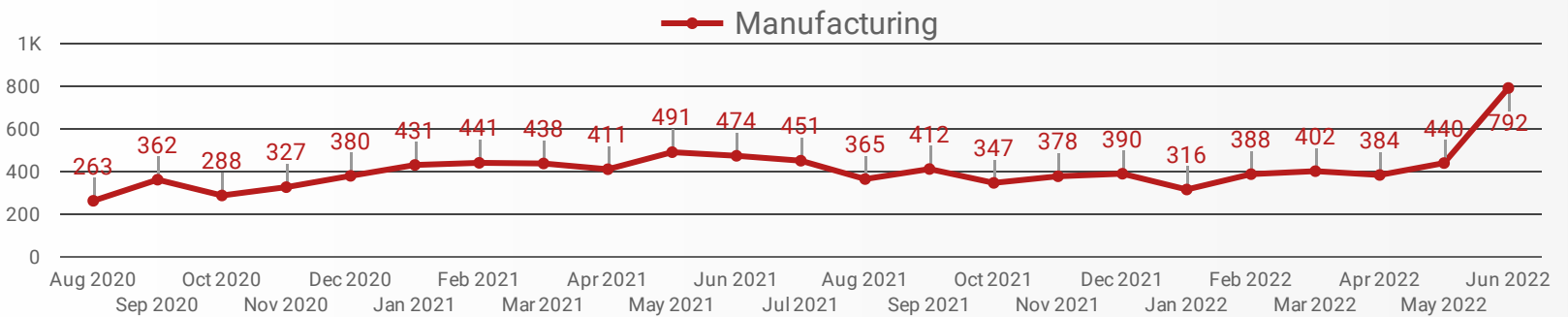
POST DATE TIMELINE FOR THIS MONTH'S ACTIVE JOB POSTINGS

How many job postings were active for at least 1 day this month?



DEMAND BY KEY SECTOR (PEEL & HALTON REGIONS)

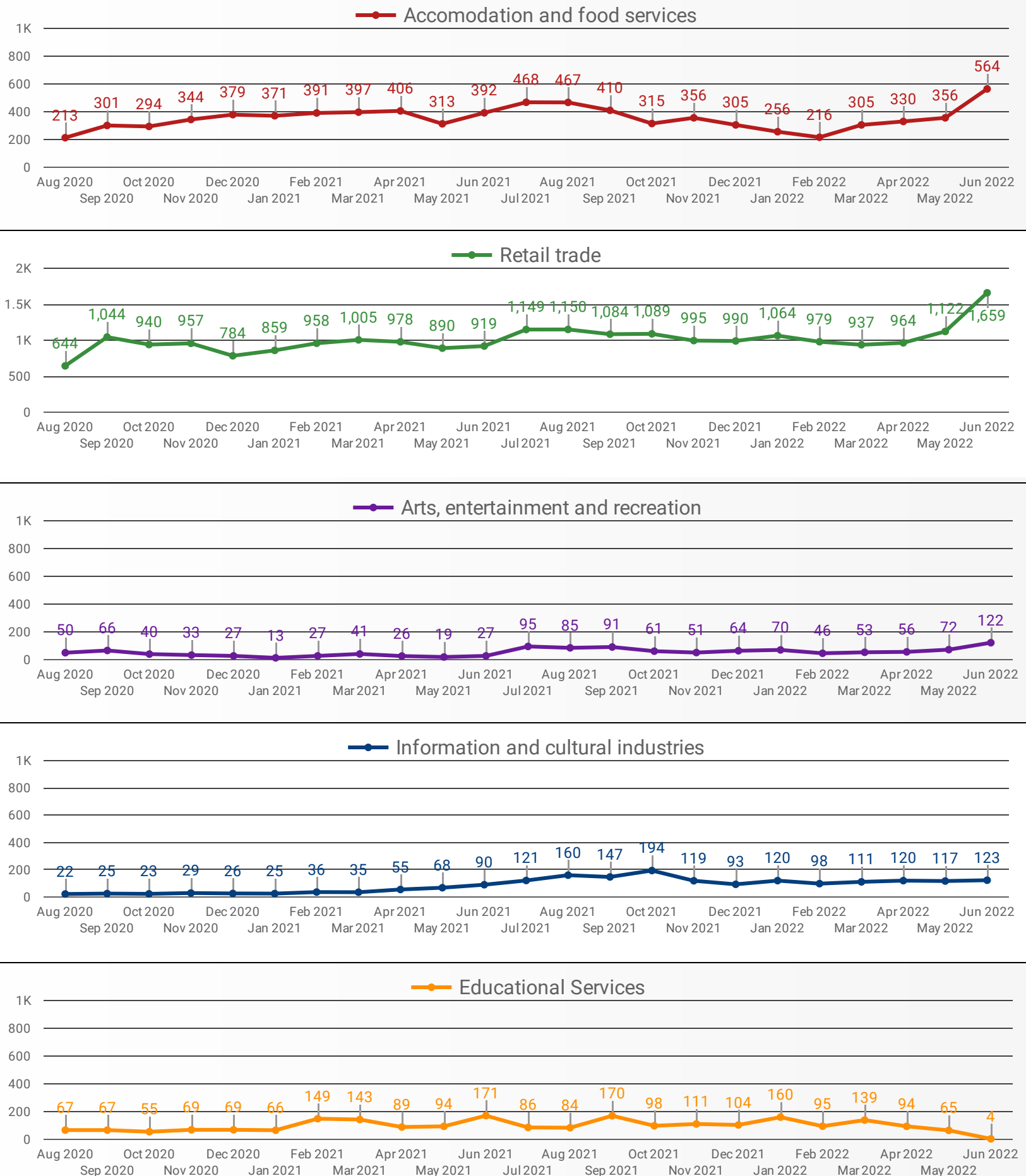
How many job postings were active for at least 1 day this month by sector?



NOTE: This graph cannot be filtered using the controls on the cover page

DEMAND BY IMPACTED SECTOR (PEEL & HALTON REGIONS)

How many job postings were active for at least 1 day this month by sector?



NOTE: This graph cannot be filtered using the controls on the cover page

JOB POSTINGS BY REGION

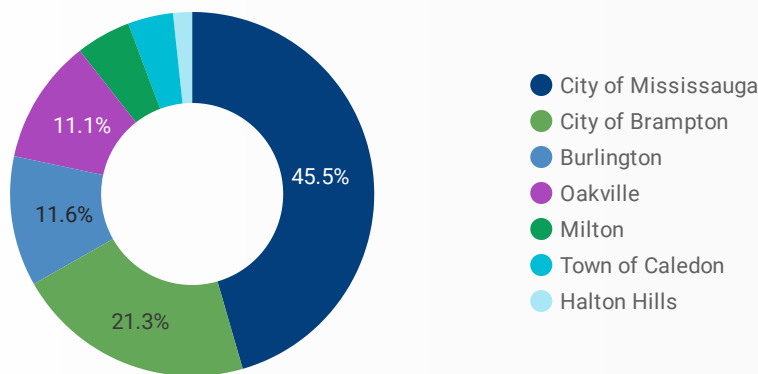
Where are job opportunities being offered?

	REGION	POSTING COUNT	AVG POSTING LENGTH IN DAYS	MEDIAN POSTING LENGTH IN DAYS
1.	Peel Region	39,019	22.2	20
2.	Halton Region	16,096	20.9	20

JOB POSTINGS BY MUNICIPALITY

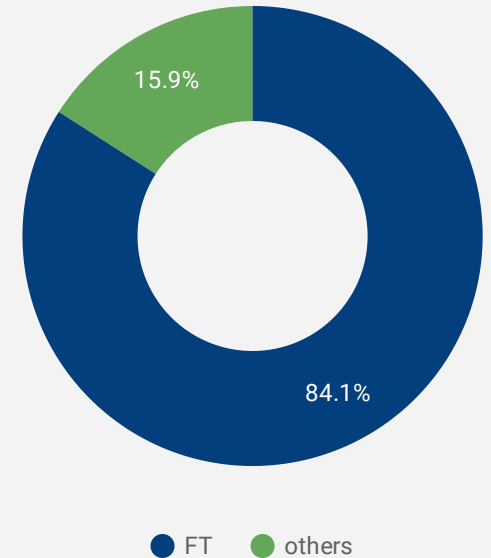
Where are job opportunities being offered?

	MUNICIPALITY	POSTING COUNT	AVG POSTING LENGTH IN DAYS	MEDIAN POSTING LENGTH IN DAYS
1.	City of Mississauga	25,087	22.2	20
2.	City of Brampton	11,713	22.0	20
3.	Burlington	6,375	20.8	20
4.	Oakville	6,105	20.9	20
5.	Milton	2,687	20.7	20
6.	Town of Caledon	2,219	22.4	20
7.	Halton Hills	929	21.6	20



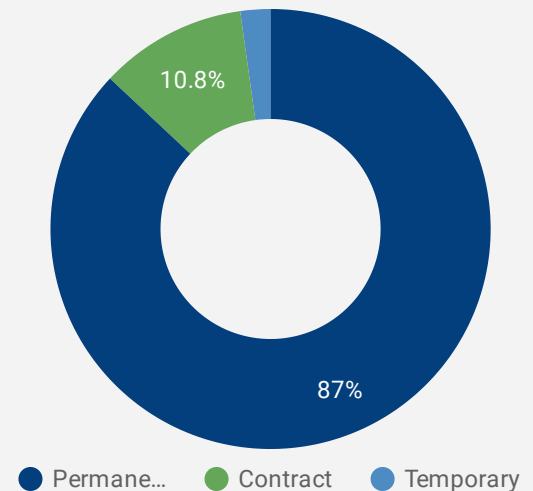
JOB TYPE

Full-time vs Part-time



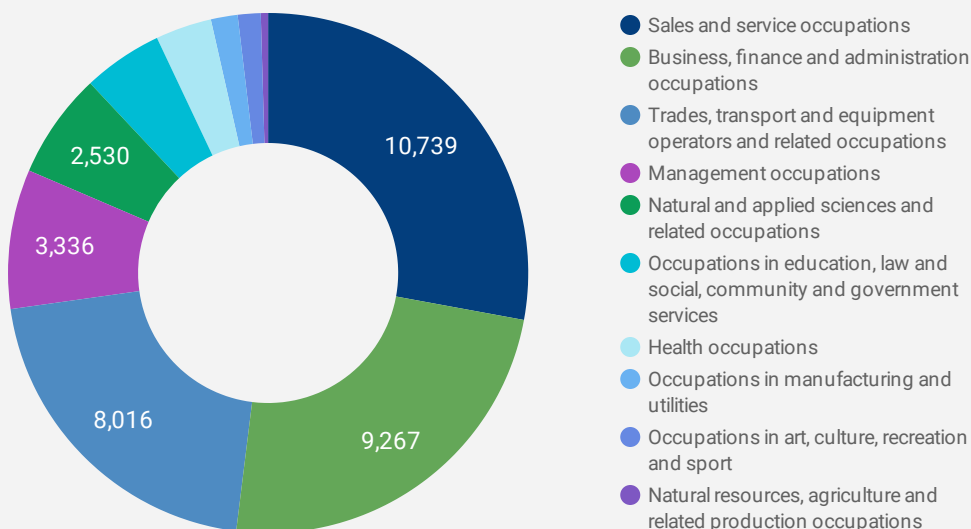
JOB DURATION

Permanency of jobs posted



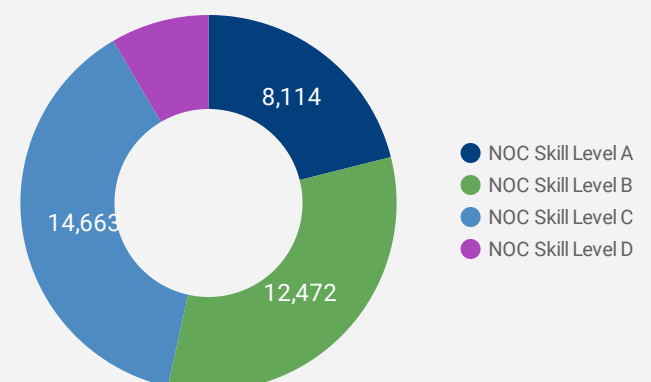
JOB POSTINGS BY JOB CATEGORY

What broad occupational category is being recruited?



JOB POSTS BY SKILL LEVEL

What education do occupations typically require?



Skill Level A = Usually University education | Skill Level B = Usually College education or Apprenticeship training | Skill Level C = Usually Secondary education or occupation-specific training | Skill Level D = Usually on-the-job training

TOP HIRING COMPANIES & AGENCIES

What companies are hiring?

	COMPANY	POSTINGS ▾	AVERAGE POSTING DURATION IN DAYS	MEDIAN POSTING DURATION IN DAYS
1.	Randstad Canada	1,486	47.6	35
2.	Halton Healthcare Services	369	16.5	14
3.	The Home Depot Canada	368	14.6	16
4.	Peel District School Board	360	3.9	2
5.	Halton Healthcare	287	32.0	35
6.	Trillium Health Partners	287	15.4	14
7.	Loblaw Companies Limited	269	19.4	20
8.	AppleOne	218	18.8	20
9.	UPS	178	26.0	30
10.	Michael Page CA	173	8.1	5
11.	Citi	167	19.5	20
12.	Scotiabank	166	17.8	20
13.	Robert Half	164	9.2	3
14.	University of Toronto	154	20.2	20
15.	ABL Employment	143	17.1	20
16.	Walmart Canada	139	19.1	20
17.	Royal Bank of Canada	138	18.3	20
18.	LAURENTIAN BANK OF CANADA	132	1.6	1
19.	TJX Companies, Inc.	131	16.0	15
20.	Aerotek	129	19.9	20
21.	Procom Consultants Group Ltd	125	15.0	14
22.	Shoppers Drug Mart / Pharmaprix	125	18.3	20
23.	Compass Group	118	19.6	20
24.	Sienna Living	115	27.9	35
25.	Sobeys	115	19.9	20
26.	Manpower	114	17.9	20
27.	Starbucks Coffee Company	114	14.0	14
28.	Shoppers Drug Mart	113	22.3	22
29.	Charger Logistics Inc	110	17.6	20
30.	HATCH	110	25.0	20
31.	Walmart	107	22.0	20

TOP HOURLY WAGES IN JOB POSTINGS

What are employers willing to pay to find the perfect candidate?

of Minimum Wage Jobs
387

	JOB TITLE	COMPANY	LOCATION	WAGE VALUE ▾
1.	Family Physician/ Walk-in Physician Needed	North Medafix Corp	City of Mississauga	138.35
2.	Psychologist	Canoe Therapy	Oakville	132
3.	Speech Language Pathologist - Virtual	The Speech Associates - VIRTUAL - CDA SUPERVISOR	City of Mississauga	110
4.	Pathologist, Speech-language	Chorus Speech & Hearing Centre	Oakville	110
5.	Procurement Manager Sr. Manager ***6-MONTH CONTRACT - PHARMA MANUFACTURING	Groom & Associes	City of Mississauga	108
6.	Procurement Manager Sr. Manager 6-month Contract - Pharma Manufacturing	Groom & Associes	City of Mississauga	108
7.	Osteopathic Manual Practitioner	Osteoathletic	Milton	102
8.	P3 - Senior Solution Architect	Randstad Canada	City of Mississauga	97.1
9.	Chiropractor	Triangle Physiotherapy Erin Mills	City of Mississauga	95
10.	Scrum Master Jobs In Mississauga	Robert Half Canada	City of Mississauga	93.5
11.	Full Stack Developer - Contract -	Direct IT Recruiting	City of Mississauga	90
				1 - 100 / 9007 < >

TOP SALARIES IN JOB POSTINGS

What are employers willing to pay to find the perfect candidate?

	JOB TITLE	COMPANY	LOCATION	WAGE VALUE ▾
1.	HomelifeG1 Realty: Hiring Realtors in the GTA	HomelifeG1 Realty Inc. Brokerage	City of Brampton	350,000
2.	Dentist / Orthodontist	Monarch Dentistry	Burlington	346,674
3.	Realtor	Shen Real Estate Dan Cooper Group	City of Mississauga	300,000
4.	Owner Operator - (2.25+/mile Or Percentage Base)	Black Group Corporation	City of Mississauga	290,000
5.	Team Owner Operators - Dedicated Vancouver Runs (100% Expenses Paid)	Service Pro Truck Lines	City of Mississauga	280,000
6.	Real Estate Sales Representative	Champs Real Estate Brokerage Inc.	City of Brampton	277,820
7.	Owner Operator - Az License Cross Boarder (2.25+/mile Or Percentage Base)	Black Group Corporation	City of Brampton	270,000
8.	Owner Operator - AZ License Cross Boarder (2.25+/Mile or percent	Black Group Corporation	City of Brampton	270,000
				1 - 100 / 11421 < >

TOP IN-DEMAND SKILLS

How many times were these skills found in job postings?

ACTIVE JOB POSTINGS THIS MONTH

55,467

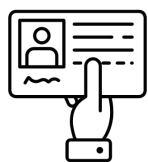


KEY JOB REQUIREMENTS

How often are these requirements desired in job postings?

ACTIVE JOB POSTINGS THIS MONTH

55,467



Driver's License

1,007



First Aid

1,392



Regular Access to a Vehicle

1,434



Criminal Record Check

2,299



Microsoft Office

4,964



Food Safety

1,177

JOB POSTINGS BY 4-DIGIT NOC, SKILL LEVEL, FREQUENCY & DURATION

What jobs are hard-to-fill and/or in-demand?

	4-DIGIT NOC CODE	4-DIGIT NOC LABEL	OCCUPATION'S SKILL LEVEL	POSTING COUNT	AVG POSTING LENGTH IN DAYS	MEDIAN POSTING LENGTH IN DAYS
1.	7452	Material handlers	NOC Skill Level C	2,909	22	20
2.	6421	Retail salespersons	NOC Skill Level C	2,785	21	20
3.	7511	Transport truck drivers	NOC Skill Level C	1,538	21	15
4.	1221	Administrative officers	NOC Skill Level B	1,256	27	20
5.	6552	Other customer and information services representatives	NOC Skill Level C	1,248	19	20
6.	6322	Cooks	NOC Skill Level B	975	28	20
7.	6711	Food counter attendants kitchen helpers and related support occupations	NOC Skill Level D	949	19	20
8.	0621	Retail and wholesale trade managers	NOC Skill Level A	941	20	20
9.	1241	Administrative assistants	NOC Skill Level B	838	27	20
10.	1215	Supervisors supply chain tracking and scheduling co-ordination occupations	NOC Skill Level B	567	25	20
11.	4412	Home support workers housekeepers and related occupations	NOC Skill Level C	559	25	20
12.	7514	Delivery and courier service drivers	NOC Skill Level C	524	18	20
13.	6731	Light duty cleaners	NOC Skill Level D	485	23	20
14.	7321	Automotive service technicians truck and bus mechanics and mechanical repairers	NOC Skill Level B	480	25	20
15.	1521	Shippers and receivers	NOC Skill Level C	479	23	20
16.	1311	Accounting technicians and bookkeepers	NOC Skill Level B	464	34	20
17.	1414	Receptionists	NOC Skill Level C	456	20	20
18.	1223	Human resources and recruitment officers	NOC Skill Level B	419	21	20
19.	6622	Store shelf stockers clerks and order fillers	NOC Skill Level D	405	20	20
20.	1122	Professional occupations in business management consulting	NOC Skill Level A	391	21	20
21.	1114	Other financial officers	NOC Skill Level A	372	22	20
22.	1123	Professional occupations in advertising marketing and public relations	NOC Skill Level A	336	23	20
23.	1431	Accounting and related clerks	NOC Skill Level C	333	19	20
24.	1121	Human resources professionals	NOC Skill Level A	328	20	20
25.	6311	Food service supervisors	NOC Skill Level B	306	49	20
26.	6513	Food and beverage servers	NOC Skill Level C	301	20	20
27.	0111	Financial managers	NOC Skill Level A	293	23	20
28.	1111	Financial auditors and accountants	NOC Skill Level A	290	20	19

JOB POSTINGS BY 3-DIGIT NOC, SKILL LEVEL, FREQUENCY & DURATION

What jobs are hard to fill and/or in-demand?

	3-DIGIT NOC CODE	3-DIGIT NOC LABEL	OCCUPATION'S SKILL LEVEL	POSTING COUNT ▾	AVG POSTING LENGTH IN DAYS	MEDIAN POSTING LENGTH IN DAYS
1.	745	Longshore workers and material handlers	NOC Skill Level C	2,909	22	20
2.	642	Retail salespersons	NOC Skill Level C	2,785	21	20
3.	751	Motor vehicle and transit drivers	NOC Skill Level C	2,106	20	15
4.	122	Administrative and regulatory occupations	NOC Skill Level B	2,078	25	20
5.	655	Customer and information services representatives	NOC Skill Level C	1,256	19	20
6.	152	Supply chain logistics, tracking and scheduling co-ordination occupations	NOC Skill Level C	1,210	21	20
7.	632	Chefs and cooks	NOC Skill Level B	1,178	28	20
8.	112	Human resources and business service professionals	NOC Skill Level A	1,055	21	20
9.	124	Office administrative assistants - general, legal and medical	NOC Skill Level B	1,037	26	20
10.	217	Computer and information systems professionals	NOC Skill Level A	1,025	24	20
11.	111	Auditors, accountants and investment professionals	NOC Skill Level A	955	21	20
12.	671	Food counter attendants, kitchen helpers and related support occupations	NOC Skill Level D	949	19	20
13.	062	Retail and wholesale trade managers	NOC Skill Level A	941	20	20
14.	673	Cleaners	NOC Skill Level D	918	21	20
15.	121	Administrative services supervisors	NOC Skill Level B	787	24	20
16.	141	General office workers	NOC Skill Level C	695	20	20
17.	441	Home care providers and educational support occupations	NOC Skill Level C	631	26	20
18.	131	Finance, insurance and related business administrative occupations	NOC Skill Level B	630	29	20
19.	143	Financial, insurance and related administrative support workers	NOC Skill Level C	625	19	20
20.	421	Paraprofessional occupations in legal, social, community and education services	NOC Skill Level B	584	21	20
21.	011	Senior managers - construction, transportation, production and utilities	NOC Skill Level A	550	25	20
22.	732	Automotive service technicians	NOC Skill Level B	541	25	20
23.	651	Occupations in food and beverage service	NOC Skill Level C	509	20	20
24.	662	Other sales support and related occupations	NOC Skill Level D	496	20	20
25.	723	Machining, metal forming, shaping and erecting trades	NOC Skill Level B	461	27	20
26.	012	Senior managers - construction, transportation, production and utilities	NOC Skill Level A	407	24	20
27.	321	Medical technologists and technicians (except dental health)	NOC Skill Level B	407	20	20
28.	631	Service supervisors	NOC Skill Level B	405	42	20

JOB POSTINGS BY 2-DIGIT NOC, SKILL LEVEL, FREQUENCY & DURATION

What jobs are hard to fill and/or in-demand?

	2-DIGIT NOC CODE	2-DIGIT NOC LABEL	OCCUPATION'S SKILL LEVEL	POSTING COUNT	AVG POSTING LENGTH IN DAYS	MEDIAN POSTING LENGTH IN DAYS
1.	12	Administrative and financial supervisors and administrative occupations	NOC Skill Level B	3,910	25	20
2.	74	Other installers, repairers and servicers and material handlers	NOC Skill Level C	2,989	22	20
3.	64	Sales representatives and salespersons - wholesale and retail trade	NOC Skill Level C	2,926	21	20
4.	65	Service representatives and other customer and personal services occupations	NOC Skill Level C	2,321	19	20
5.	75	Transport and heavy equipment operation and related maintenance occupations	NOC Skill Level C	2,295	20	15
6.	11	Professional occupations in business and finance	NOC Skill Level A	2,010	21	20
7.	67	Service support and other service occupations, n.e.c.	NOC Skill Level D	1,921	20	20
8.	63	Service supervisors and specialized service occupations	NOC Skill Level B	1,916	30	20
9.	21	Professional occupations in natural and applied sciences	NOC Skill Level A	1,552	24	20
10.	14	Office support occupations	NOC Skill Level C	1,471	19	20
11.	06	Middle management occupations in retail and wholesale trade and customer services	NOC Skill Level A	1,465	21	20
12.	72	Industrial, electrical and construction trades	NOC Skill Level B	1,437	27	20
13.	15	Distribution, tracking and scheduling co-ordination occupations	NOC Skill Level C	1,246	21	20
14.	22	Technical occupations related to natural and applied sciences	NOC Skill Level B	978	24	20
15.	73	Maintenance and equipment operation trades	NOC Skill Level B	973	28	20
16.	01	Senior managers - construction, transportation, production and utilities	NOC Skill Level A	960	24	20
17.	62	Retail sales supervisors and specialized sales occupations	NOC Skill Level B	953	22	20
18.	66	Sales support occupations	NOC Skill Level D	702	20	20
19.	44	Care providers and educational, legal and public protection support occupations	NOC Skill Level C	638	26	20
20.	13	Finance, insurance and related business administrative occupations	NOC Skill Level B	630	29	20
21.	32	Technical occupations in health	NOC Skill Level B	621	20	20
22.	42	Paraprofessional occupations in legal, social, community and education services	NOC Skill Level B	584	21	20
23.	41	Professional occupations in law and social, community and government services	NOC Skill Level A	511	21	20
24.	07	Managers in customer and personal services, n.e.c.	NOC Skill Level A	410	24	20
25.	52	Technical occupations in art, culture, recreation and sport	NOC Skill Level B	407	21	20
26.	31	Professional occupations in health (except nursing)	NOC Skill Level A	350	20	20
27.	34	Assisting occupations in support of health services	NOC Skill Level C	333	20	20

MULTILINGUAL JOB POSTINGS BY THE NUMBERS

ACTIVE POSTINGS
5,070

NEW POSTINGS
3,450

COMPANIES
2,087

JOB LANGUAGES
11

OF DAYS POSTED

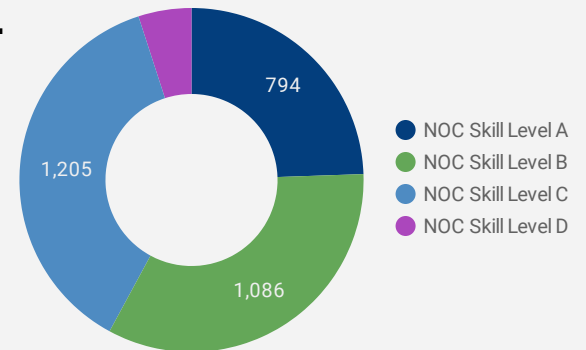
AVERAGE
19.7

MEDIAN
20

MULTILINGUAL JOB POSTINGS BY SKILL LEVEL

What language skills are employers looking for by occupational skill level?

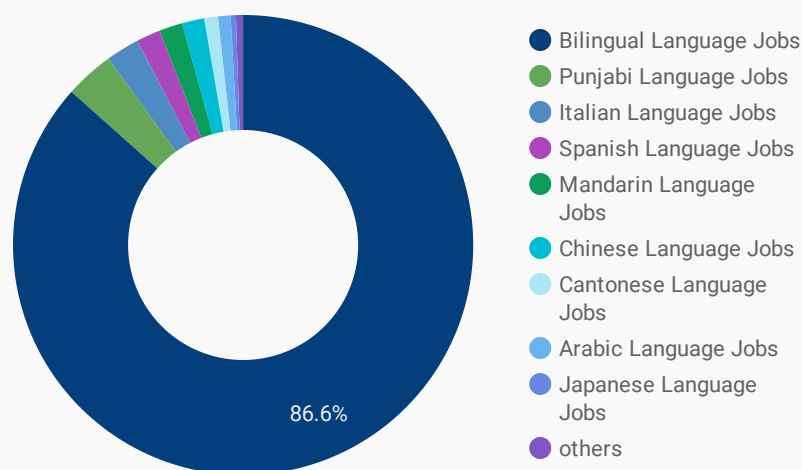
- 794** Skill Level A - Management/ Professional Occupations usually requiring University
- 1,086** Skill Level B - Usually college education or apprenticeship training
- 1,205** Skill Level C - Usually secondary education or occupation-specific training
- 162** Skill Level D - Usually on-the-job training



LANGUAGES	NOC Skill Level A	NOC Skill Level B	NOC Skill Level C	NOC Skill Level D
Bilingual Language Jobs	694	838	993	115
Punjabi Language Jobs	15	75	55	12
Italian Language Jobs	19	59	37	17
Spanish Language Jobs	18	28	28	1
Mandarin Language Jobs	13	27	27	
Chinese Language Jobs	11	11	23	9
Cantonese Language Jobs	2	16	10	1

LANGUAGE SKILLS BREAKDOWN

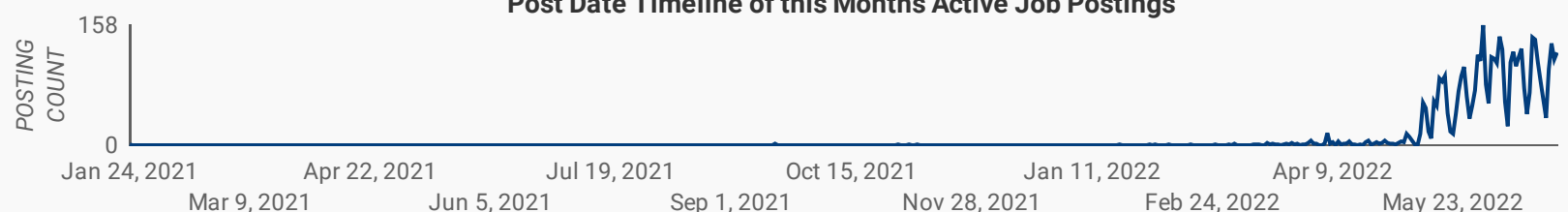
Which kinds of language skills do employers seek?



LANGUAGES	POSTING COUNT
1. Bilingual Language Jobs	4,313
2. Punjabi Language Jobs	192
3. Italian Language Jobs	145
4. Spanish Language Jobs	99
5. Mandarin Language Jobs	80
6. Chinese Language Jobs	71
7. Cantonese Language Jobs	55

1 - 11 / 11

Post Date Timeline of this Month's Active Job Postings



LANGUAGE SKILLS BEING RECRUITED BY JOB CATEGORY

What language skills are sought by 1-Digit NOC?

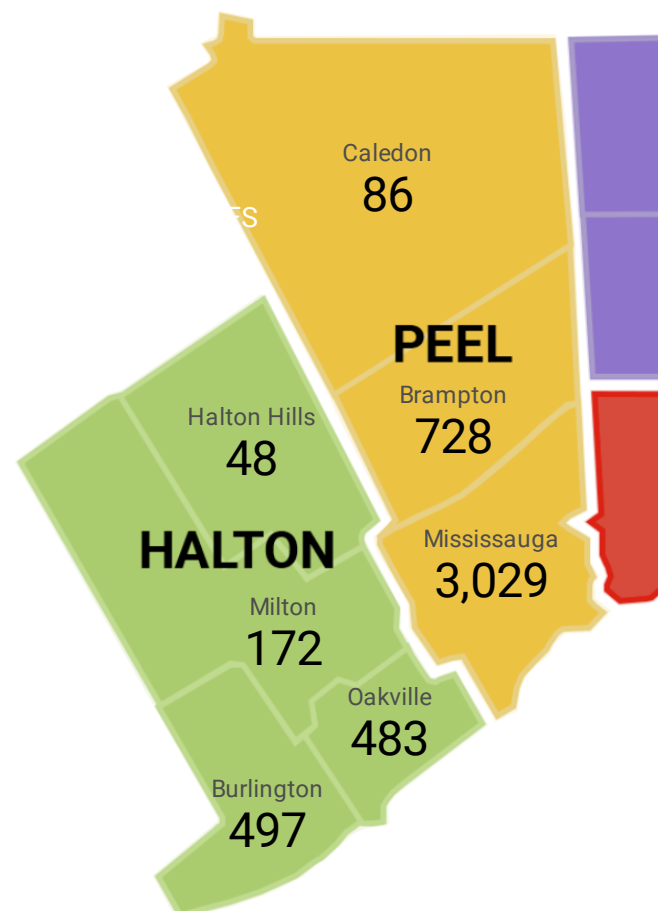
SKILL TYPE NAME	French La...	Punjabi L...	Italian La...	Spanish ...	Mandarin...	Chinese ...	Grand total
Business, finance and administration occu...	813	65	6	31	36	13	994
Health occupations	107	13			1	2	124
Management occupations	240	8	11	4	10	2	281
Natural and applied sciences and related o...	146	1	1	3	1	1	162
Natural resources, agriculture and related ...	2		1	1			5
Occupations in art, culture, recreation and ...	45	2	3	1	1	1	55
Occupations in education, law and social, ...	195	14	10	3		6	238
Occupations in manufacturing and utilities	20		1				22
Sales and service occupations	848	31	96	20	13	22	1,084
Trades, transport and equipment operator...	224	23	3	12	5	7	282
Grand total	2,640	157	132	75	67	54	3,247

MULTILINGUAL JOB POSTINGS BY MUNICIPALITY

What language skills are sought by 4-Digit NOC?

MUNICIPALITY	JOB LANGUAGES	AVG POSTING LENGTH IN DAYS	MEDIAN POSTING LENGTH IN DAYS
1. City of Mississauga	3,029	22.2	20
2. City of Brampton	728	22.0	20
3. Burlington	497	20.8	20
4. Oakville	483	20.9	20
5. Milton	172	20.7	20
6. Town of Caledon	86	22.4	20
7. Halton Hills	48	21.6	20

REGION	JOB LANGUAGES	AVG POSTING LENGTH IN DAYS	MEDIAN POSTING LENGTH IN DAYS
1. Peel Region	3,843	22.2	20
2. Halton Region	1,200	20.9	20



LANGUAGE DEMAND BY JOB

What language skills are sought by 4-Digit NOC?

	4 DIGIT NOC NAME	POSTINGS ▾
1.	Other customer and information service...	330
2.	Retail salespersons	278
3.	Administrative officers	139
4.	Material handlers	105
5.	Administrative assistants	91
6.	Human resources and recruitment officers	82
7.	Cooks	80
8.	Retail and wholesale trade managers	70
9.	Professional occupations in advertising ...	66
10.	Food counter attendants kitchen helpers...	64
11.	Insurance agents and brokers	62
12.	Professional occupations in business m...	54
13.	User support technicians	53
14.	Human resources professionals	51
15.	Supervisors supply chain tracking and s...	51
16.	Other instructors	45
17.	Receptionists	45
18.	Business development officers and mark...	37
19.	Medical administrative assistants	36
20.	Social and community service workers	34
21.	Transport truck drivers	33
22.	Food and beverage servers	33
23.	Other financial officers	31
24.	Corporate sales managers	30
25.	Accounting and related clerks	30
26.	Advertising marketing and public relatio...	30
27.	Chefs	28
28.	Delivery and courier service drivers	27
29.	Automotive service technicians truck an...	24
30.	Accounting technicians and bookkeepers	24
31.	Financial managers	24
		1 - 100 / 240 < >

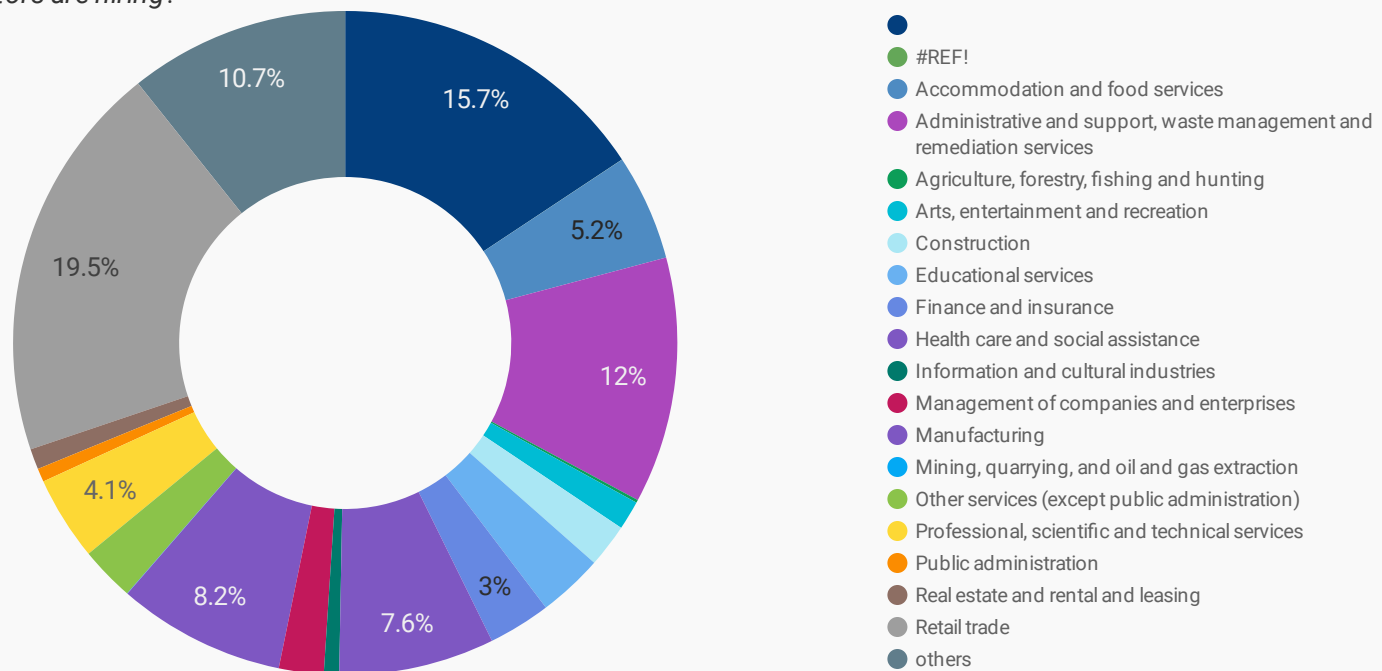
MULTILINGUAL HIRING EMPLOYERS

Which employers are seeking multilingual candidates?

	COMPANY	POSTINGS ▾
1.	Trillium Health Partners	280
2.	LAURENTIAN BANK OF CANADA	95
3.	Randstad Canada	87
4.	Bell	72
5.	Bell Canada	48
6.	Kijiji Jobs	41
7.	Royal Bank of Canada	41
8.	The Source (Bell) Electronics Inc.	40
9.	CONSUMER & SMB/MARCHÉ% CONSOMMATEUR & PME	38
10.	FEDEX	36
11.	McKesson Canada Corporation	33
12.	Farm Boy Inc.	32
13.	Reitmans Canada Limited	27
14.	ERINOAKKIDS CENTRE FOR TREATMENT AND DEVELOPMENT	26
15.	Btrust International Trading Inc.	25
16.	Peel District School Board	23
17.	BANQUE LAURENTIENNE DU CANADA	22
18.	CANON CANADA INC.	21
19.	FedEx Express Canada	21
20.	FedEx Freight Canada	20
21.	BELL BUSINESS MARKETS	20
22.	Ricoh Canada	20
23.	The Co-operators	19
24.	Siemens Canada Limited	18
25.	University of Toronto	18
26.	East Side Mario's	18
27.	FedEx Express	17
		1 - 50 / 2091 < >

TOP HIRING SECTORS BY 2-DIGIT NAICS CODE

What sectors are hiring?



	NAICS CODE	2-DIGIT NAICS LABEL	POSTING COUNT	AVG POSTING LENGTH IN DAYS	MEDIAN POSTING LENGTH IN DAYS
1.	44-45	Retail trade	4,752	18.5	20
2.	56	Administrative and support, waste management and remediation services	3,519	29.7	20
3.	0	0	2,348	15.9	20
4.	31-33	Manufacturing	2,091	21.9	20
5.	62	Health care and social assistance	2,015	21.8	20
6.	72	Accommodation and food services	1,359	24.1	20
7.	48-49	Transportation and warehousing	1,325	20.8	20
8.	41	Wholesale trade	1,244	22.1	20
9.	54	Professional, scientific and technical services	1,067	20.7	20
10.	52	Finance and insurance	739	18.3	20
11.	81	Other services (except public administration)	697	20.0	20
12.	23	Construction	610	22.6	20
13.	61	Educational services	568	10.9	5
14.	55	Management of companies and enterprises	558	23.9	20
15.	71	Arts, entertainment and recreation	342	19.3	20
16.	53	Real estate and rental and leasing	259	24.8	20
17.	51	Information and cultural industries	220	25.4	20
18.	91	Public administration	160	19.2	20
19.	22	Utilities	81	19.3	20
20.	11	Agriculture, forestry, fishing and hunting	28	22.6	20

NOTE: NAICS code 56 includes Employment Agencies. Manufacturing includes codes 31-33, Retail Trade includes codes 44-45 and Transportation and Warehousing includes codes 48-49.

TOP HIRING SECTORS BY 3-DIGIT NAICS CODE

What sectors are hiring?

	NAICS CODE	3-DIGIT NAICS LABEL	POSTING COUNT ▾	AVERAGE POSTING LENGTH IN DAYS	MEDIAN POSTING LENGTH IN DAYS
1.	561	Administrative and support services	3,464	29.9	20
2.			2,348	15.9	20
3.	722	Food services and drinking places	1,211	24.0	20
4.	541	Professional, scientific and technical services	1,067	20.7	20
5.	621	Ambulatory health care services	980	23.2	20
6.	448	Clothing and clothing accessories stores	703	20.1	20
7.	623	Nursing and residential care facilities	675	21.5	20
8.	452	General merchandise stores	636	16.1	20
9.	445	Food and beverage stores	625	19.7	20
10.	444	Building material and garden equipment and supplies dealers	579	16.4	16
11.	611	Educational services	568	10.9	5
12.	551	Management of companies and enterprises	558	23.9	20
13.	522	Credit intermediation and related activities	554	17.7	20
14.	484	Truck transportation	519	22.6	20
15.	311	Food manufacturing	510	21.8	20
16.	446	Health and personal care stores	491	20.6	20
17.	441	Motor vehicle and parts dealers	481	19.4	20
18.	443	Electronics and appliance stores	444	19.0	20
19.	811	Repair and maintenance	329	20.5	20
20.	713	Amusement, gambling and recreation industries	321	19.3	20
21.	325	Chemical manufacturing	314	21.4	20
22.	453	Miscellaneous store retailers	298	17.6	20
23.	442	Furniture and home furnishings stores	291	16.0	14
24.	624	Social assistance	283	18.5	20
25.	238	Specialty trade contractors	272	21.8	20
26.	414	Personal and household goods merchant wholesalers	272	22.2	20
27.	493	Warehousing and storage	245	16.3	14
28.	416	Building material and supplies merchant wholesalers	232	19.2	20
29.	417	Machinery, equipment and supplies merchant wholesalers	228	23.7	20
30.	236	Construction of buildings	222	21.0	20
31.	492	Couriers and messengers	221	19.9	20

TOP HIRING SECTORS BY 4-DIGIT NAICS CODE

What sectors are hiring?

	NAICS CODE	4-DIGIT NAICS LABEL	POSTING COUNT ▾	AVERAGE POSTING LENGTH IN DAYS	MEDIAN POSTING DAYS IN LENGTH
1.	5613	Employment services	3,217	30.7	20
2.			2,348	15.9	20
3.	7225	Full-service restaurants and limited-service eating places	942	25.0	20
4.	6233	Community care facilities for the elderly	617	21.8	20
5.	4521	Department stores	603	16.0	20
6.	4481	Clothing stores	597	20.5	20
7.	4441	Building material and supplies dealers	577	16.3	16
8.	5511	Management of companies and enterprises	558	23.9	20
9.	5221	Depository credit intermediation	512	17.6	20
10.	4461	Health and personal care stores	491	20.6	20
11.	4451	Grocery stores	484	19.7	20
12.	4841	General freight trucking	469	23.2	20
13.	4431	Electronics and appliance stores	444	19.0	20
14.	4411	Automobile dealers	354	20.1	20
15.	6117	Educational support services	335	5.6	2
16.	6211	Offices of physicians	326	29.9	35
17.	8111	Automotive repair and maintenance	283	19.4	20
18.	5413	Architectural, engineering and related services	274	21.4	20
19.	7139	Other amusement and recreation industries	273	20.0	20
20.	7223	Special food services	253	21.0	20
21.	4931	Warehousing and storage	245	16.3	14
22.	3116	Meat product manufacturing	236	21.5	20
23.	4921	Couriers	218	19.9	20
24.	5415	Computer systems design and related services	214	18.6	20
25.	4145	Pharmaceuticals, toiletries, cosmetics and sundries merchant wholesalers	211	23.3	20
26.	5416	Management, scientific and technical consulting services	188	24.2	20
27.	6241	Individual and family services	170	18.1	20
28.	6212	Offices of dentists	149	19.1	20
29.	4422	Home furnishings stores	148	13.2	14
30.	4131	Food merchant wholesalers	148	23.5	20
31.	4421	Furniture stores	143	18.9	20

TOP HIRING SECTORS BY 5-DIGIT NAICS CODE

What sectors are hiring?

	NAICS CODE	5-DIGIT NAICS LABEL	POSTING COUNT ▾	AVERAGE POSTING LENGTH IN DAYS	MEDIAN POSTING LENGTH IN DAYS
1.	56131	Employment placement agencies and executive search services	3,125	31.0	20
2.			2,348	15.9	20
3.	72251	Full-service restaurants and limited-service eating places	942	25.0	20
4.	62331	Community care facilities for the elderly	617	21.8	20
5.	45211	Department stores	603	16.0	20
6.	55111	Management of companies and enterprises	558	23.9	20
7.	44411	Home centres	517	16.2	16
8.	52211	Banking	509	17.6	20
9.	44511	Supermarkets and other grocery (except convenience) stores	469	19.7	20
10.	44314	Electronics and appliance stores	444	19.0	20
11.	61171	Educational support services	335	5.6	2
12.	44111	New car dealers	332	20.3	20
13.	62111	Offices of physicians	326	29.9	35
14.	48412	General freight trucking, long distance	268	22.9	20
15.	54133	Engineering services	249	21.3	20
16.	31161	Animal slaughtering and processing	236	21.5	20
17.	44819	Other clothing stores	233	19.6	20
18.	49211	Couriers	218	19.9	20
19.	54151	Computer systems design and related services	214	18.6	20
20.	49311	General warehousing and storage	214	15.1	14
21.	81111	Automotive mechanical and electrical repair and maintenance	209	18.9	20
22.	71394	Fitness and recreational sports centres	209	20.2	20
23.	48411	General freight trucking, local	201	23.5	20
24.	41451	Pharmaceuticals and pharmacy supplies merchant wholesalers	186	21.9	20
25.	44619	Other health and personal care stores	179	21.8	20
26.	44611	Pharmacies and drug stores	178	18.8	20
27.	72231	Food service contractors	168	19.9	20
28.	62121	Offices of dentists	149	19.1	20
29.	44211	Furniture stores	143	18.9	20
30.	44229	Other home furnishings stores	140	13.1	14
31.	72111	Hotels (except casino hotels) and motels	140	25.1	20

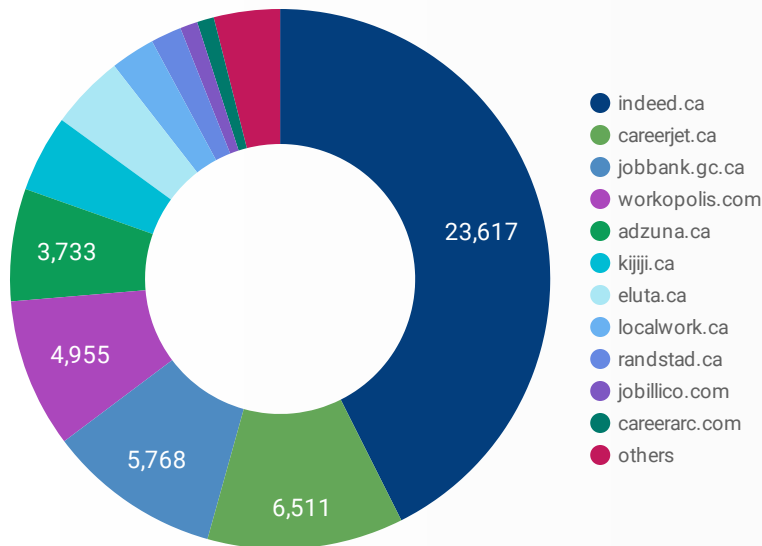
TOP HIRING SECTORS BY 6-DIGIT NAICS CODE

What sectors are hiring?

	NAICS CODE	6-DIGIT NAICS LABEL	POSTING COUNT ▾	AVG POSTING LENGTH IN DAYS	MEDIAN POSTING LENGTH IN DAYS
1.	561310	Employment placement agencies and executive search services	3,330	30.4	20
2.	444110	Home centres	562	15.5	14
3.	623310	Community care facilities for the elderly	555	22.2	20
4.	445110	Supermarkets and other grocery (except convenience) stores	542	18.9	20
5.	722512	Limited-service eating places	533	22.2	14
6.	551114	Head offices	410	21.4	20
7.	722511	Full-service restaurants	385	25.3	20
8.	611710	Educational support services	383	4.7	2
9.	441110	New car dealers	334	20.3	20
10.	621110	Offices of physicians	334	30.1	35
11.	541330	Engineering services	277	20.8	20
12.	452110	Department stores	249	19.0	20
13.	522111	Personal and commercial banking industry	229	17.8	20
14.	713940	Fitness and recreational sports centres	219	20.2	20
15.	493110	General warehousing and storage	210	13.8	13
16.	446110	Pharmacies and drug stores	200	18.9	20
17.	414510	Pharmaceuticals and pharmacy supplies merchant wholesalers	198	21.8	20
18.	541514	Computer systems design and related services (except video game design and development)	173	19.5	20
19.	811111 452991	Wholesale trade	172	16.8	20
20.	722310	Food service contractors	167	19.8	20
21.	522112 521110 522000	Wholesale trade	166	17.8	20
22.	621210	Offices of dentists	164	19.1	20
23.	442110	Furniture stores	161	18.6	20
24.	452110 445110	Wholesale trade	154	7.7	4
25.	443143 443144	Wholesale trade	148	16.7	14
26.	721111	Hotels	148	23.5	20
27.	311614	Rendering and meat processing from carcasses	147	23.5	20
28.	453210	Office supplies and stationery stores	141	17.8	14
29.	722511	Wholesale trade	132	27.2	20

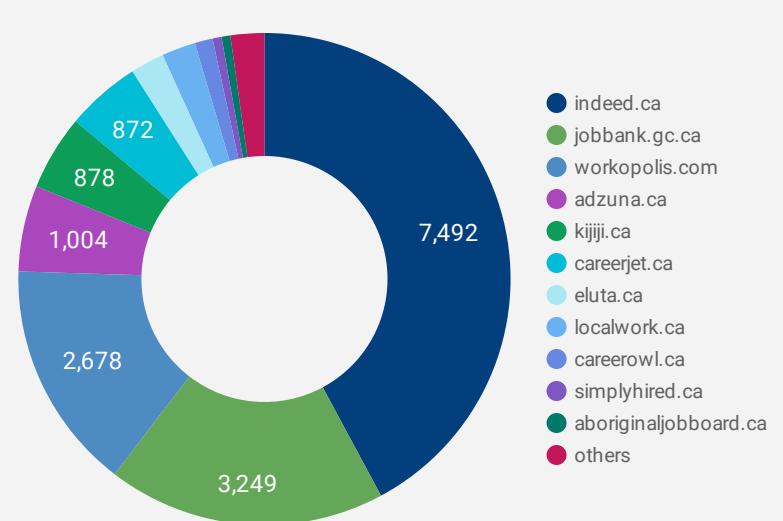
JOB POSTINGS BY JOB BOARD

What share of unique job postings appear on each job board?



COMPANIES BY JOB BOARD

What share of unique job postings appear on each job board?



JOB POSTING DETAILS BY JOB BOARD

How does job posting activity differ by job board?

	JOB BOARD	POSTING COUNT	AVG POSTING LENGTH IN DAYS	MEDIAN POSTING LENGTH IN DAYS	# OF COMPANIES
1.	indeed.ca	23,617	20	20	7,492
2.	careerjet.ca	6,511	28	35	872
3.	jobbank.gc.ca	5,768	45	30	3,249
4.	workopolis.com	4,955	14	14	2,678
5.	adzuna.ca	3,733	14	14	1,004
6.	kijiji.ca	2,558	15	15	878
7.	eluta.ca	2,471	20	20	396
8.	localwork.ca	1,475	6	3	395
9.	randstad.ca	1,022	64	90	1
10.	jobillico.com	582	22	15	87
11.	careerarc.com	561	26	19	33
12.	network.applytoeducation.com	450	5	4	15
13.	careerbuilder.ca	407	21	25.5	48
14.	careerowl.ca	340	171	132	210
15.	rncareers.ca	178	17	17	36
16.	aboriginaljobboard.ca	167	6	4	103
17.	simplyhired.ca	128	32	31	105
18.	wowjobs.ca	91	32	32	71