

JOB DEMAND REPORT

MAY 2022

HIGHLIGHTS

JOB POSTINGS BY THE NUMBERS

TOTAL POSTINGS	NEW THIS MONTH	COMPANIES	JOB BOARDS
60,084	35,367	14,186	34

OF DAYS POSTED

AVERAGE	MEDIAN
21.1	21

REPORT BUILDER

The default filter selection below will show all job demand data for the month. You can use the filters to create a customized report for the purpose of understanding a subset of the data.

OCCUPATION FILTERS

SKILL TYPE NAME / 1-DIGIT NOC	▼
MAJOR GROUP / 2-DIGIT NOC	▼
MINOR GROUP / 3-DIGIT NOC	▼
UNIT GROUP / 4-DIGIT NOC	▼
SKILL LEVEL	▼
JOB TYPE	▼
JOB DURATION	▼
ADDITIONAL LANGUAGE	▼
SPECIFIC JOB TAGS	▼

INDUSTRY/SECTOR FILTERS

HIRING SECTOR BY 2-DIGIT NAICS CODE	▼
HIRING SECTOR BY 3-DIGIT NAICS CODE	▼
HIRING SECTOR BY 4-DIGIT NAICS CODE	▼
HIRING SECTOR BY 5-DIGIT NAICS CODE	▼
HIRING SECTOR BY 6-DIGIT NAICS CODE	▼

OTHER FILTERS

MUNICIPALITY	▼
REGION	▼
JOB BOARD	▼

NOC = National Occupation Classification | NAICS = North American Industry Classification System

Page 1 of 20

Source:

Job posting data collected by the Peel Halton Workforce Development Group from job boards and employer websites that recruit candidates in Peel and Halton Regions.

Canada 

EMPLOYMENT ONTARIO  EMPLOI ONTARIO

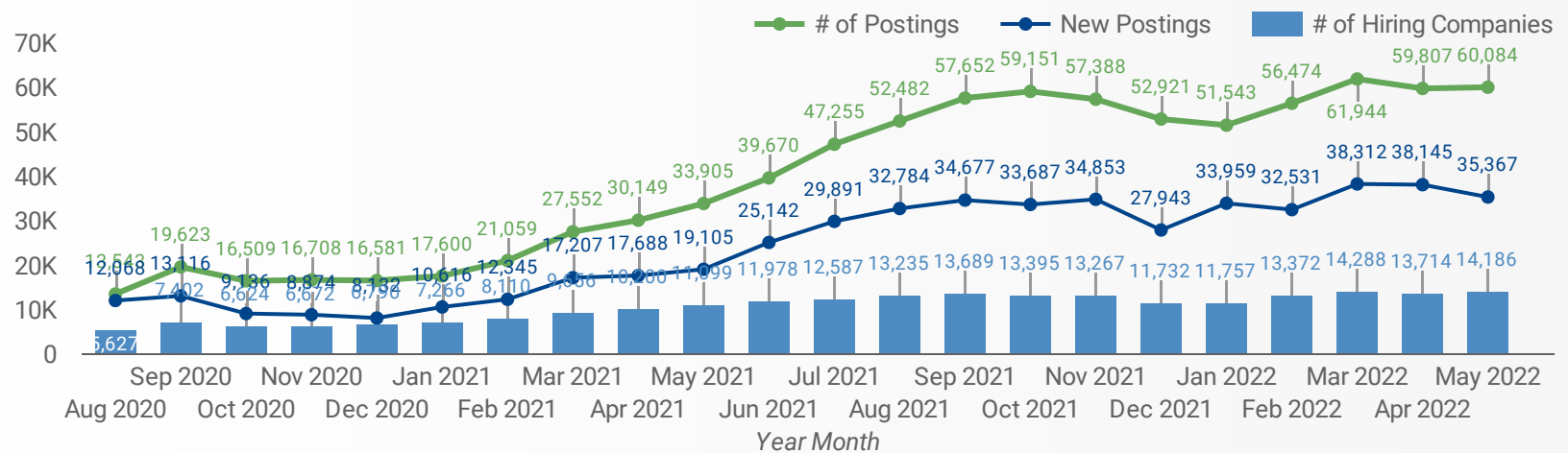
Ontario 

This Employment Ontario service is funded in part by the Government of Canada and the Government of Ontario.

Ce service Emploi Ontario est financé en partie par le gouvernement du Canada et le gouvernement de l'Ontario.

JOB POSTINGS BY MONTH FOR PEEL & HALTON REGIONS

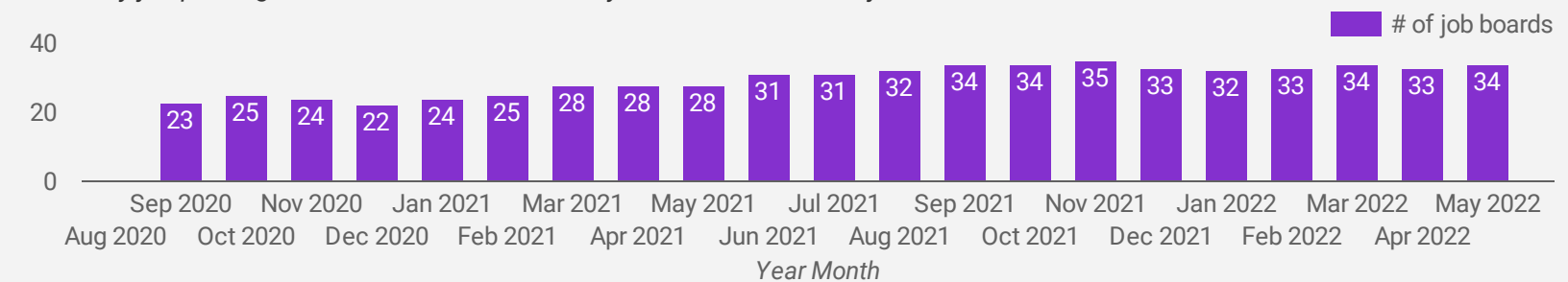
How many job postings were active for at least 1 day this month?



NOTE: This graph cannot be filtered using the controls on the cover page

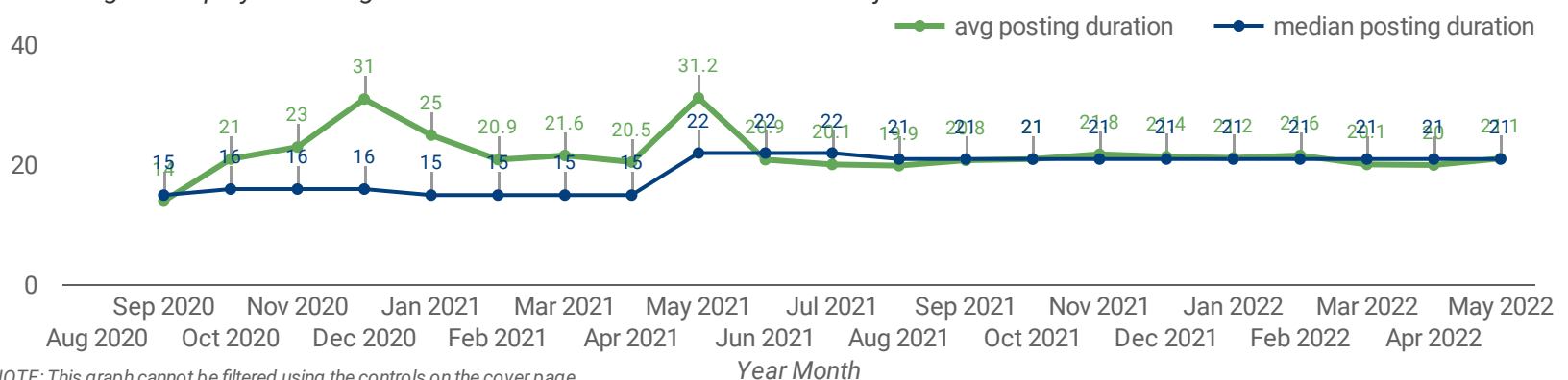
NUMBER OF ACTIVE JOB BOARDS

How many job postings were active for at least 1 day this month on these job boards?



AVG & MEDIAN POSTING LENGTH BY DAYS

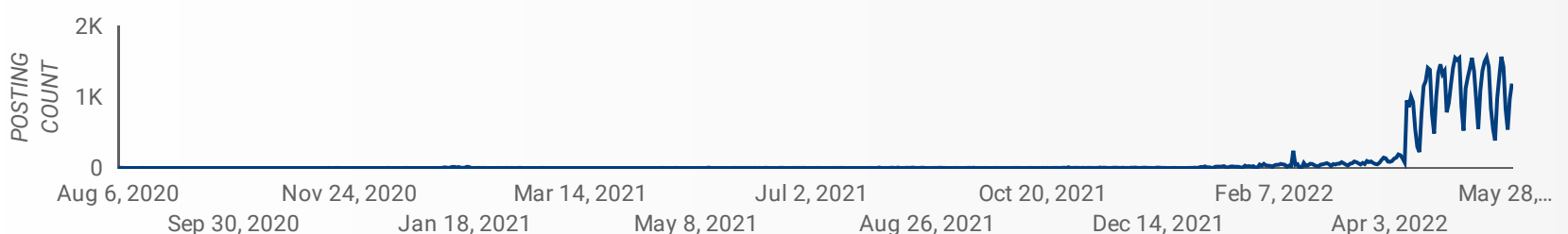
How long are employers having to recruit for to find candidates to fill their job vacancies?



NOTE: This graph cannot be filtered using the controls on the cover page

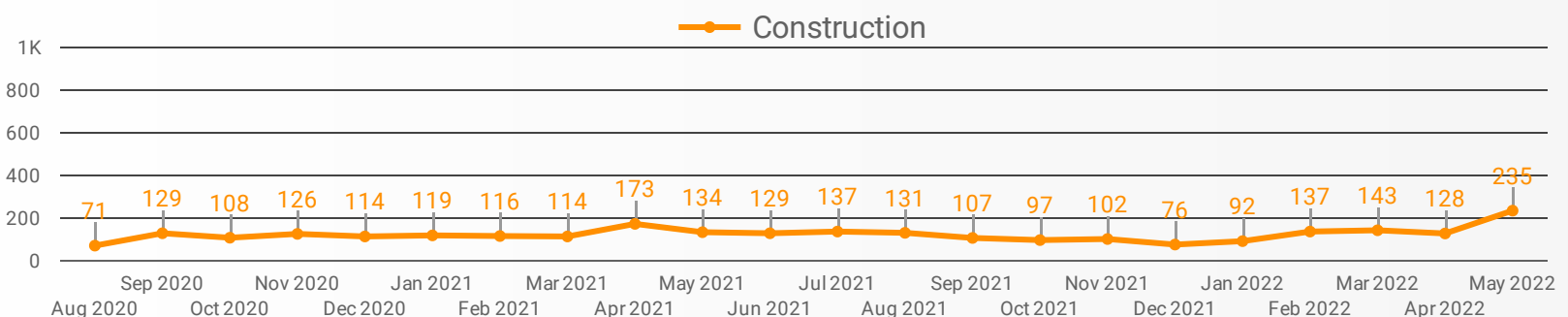
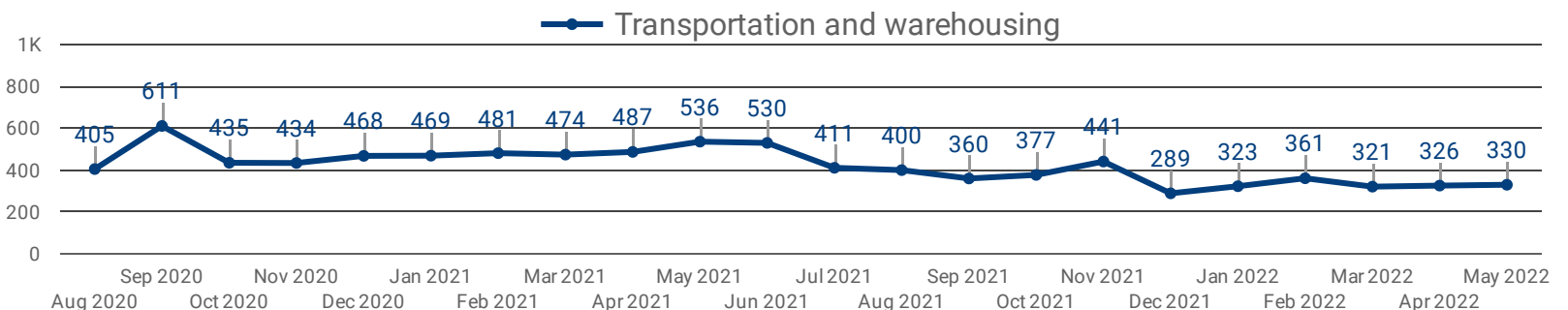
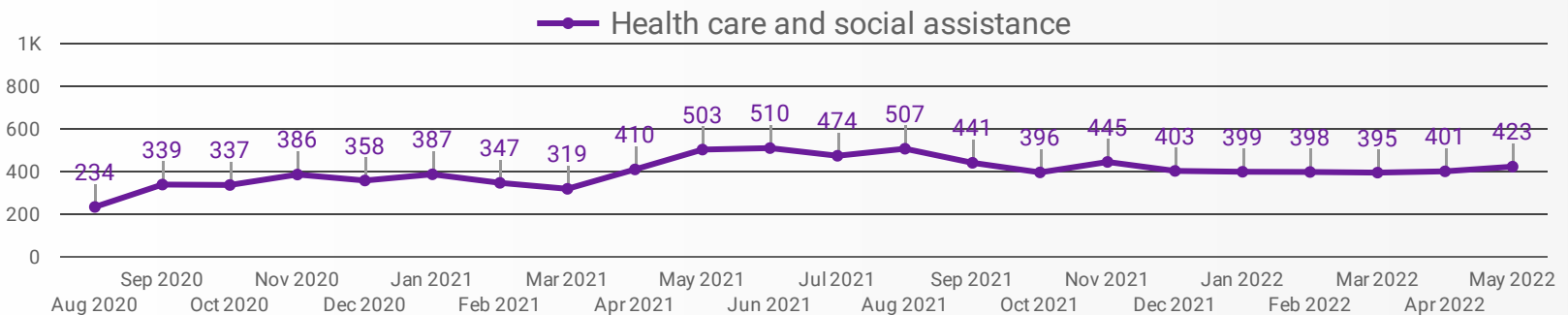
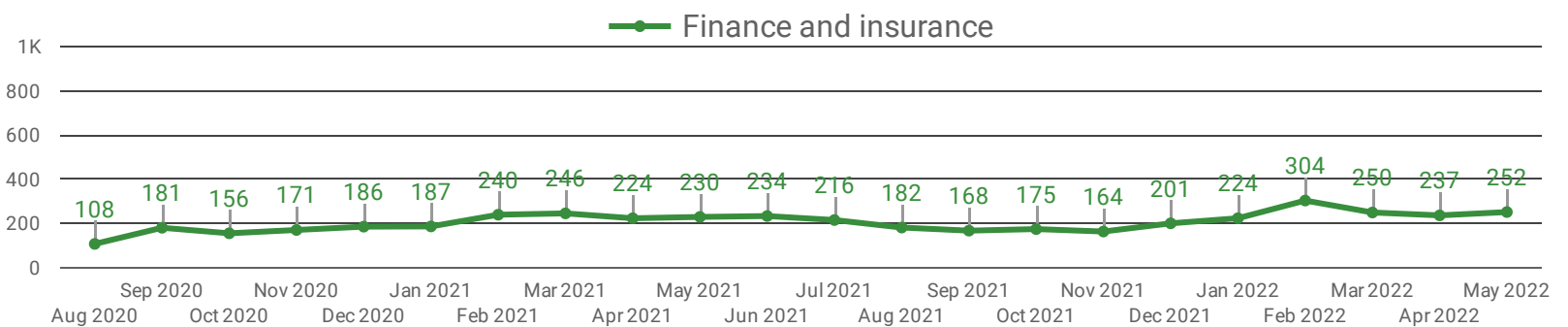
POST DATE TIMELINE FOR THIS MONTH'S ACTIVE JOB POSTINGS

How many job postings were active for at least 1 day this month?



DEMAND BY KEY SECTOR (PEEL & HALTON REGIONS)

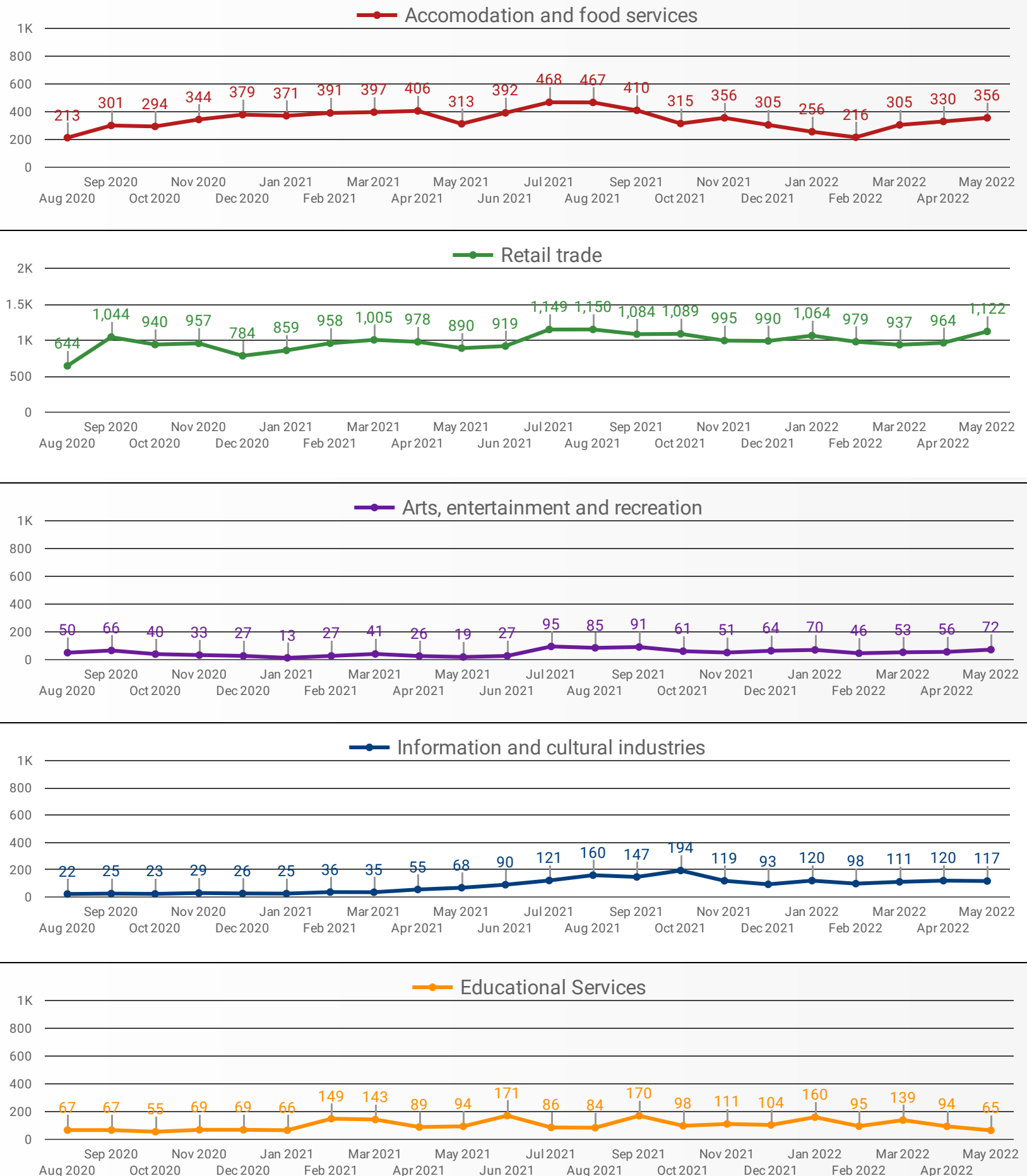
How many job postings were active for at least 1 day this month by sector?



NOTE: This graph cannot be filtered using the controls on the cover page

DEMAND BY IMPACTED SECTOR (PEEL & HALTON REGIONS)

How many job postings were active for at least 1 day this month by sector?



NOTE: This graph cannot be filtered using the controls on the cover page

JOB POSTINGS BY REGION

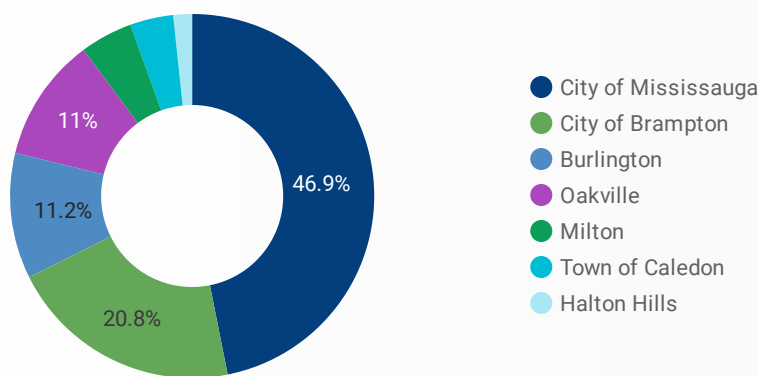
Where are job opportunities being offered?

	REGION	POSTING COUNT	AVG POSTING LENGTH IN DAYS	MEDIAN POSTING LENGTH IN DAYS
1.	Peel Region	42,694	21.5	20.83
2.	Halton Region	17,027	20.2	20.83

JOB POSTINGS BY MUNICIPALITY

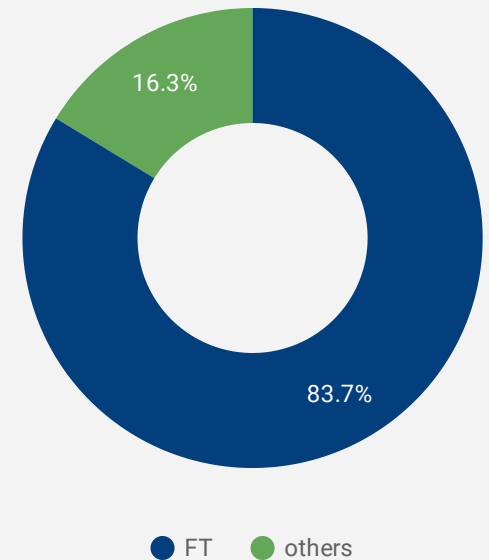
Where are job opportunities being offered?

	MUNICIPALITY	POSTING COUNT	AVG POSTING LENGTH IN DAYS	MEDIAN POSTING LENGTH IN DAYS
1.	City of Mississauga	27,992	21.5	20.83
2.	City of Brampton	12,406	21.4	20.5
3.	Burlington	6,664	20.6	20.83
4.	Oakville	6,580	19.9	20.83
5.	Milton	2,786	20.2	20.5
6.	Town of Caledon	2,296	20.7	20.5
7.	Halton Hills	997	19.8	20.5



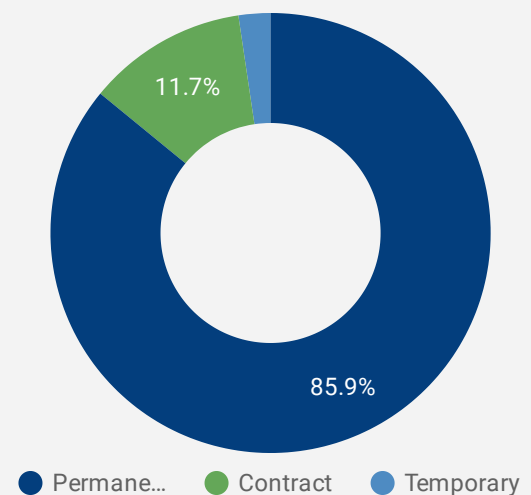
JOB TYPE

Full-time vs Part-time



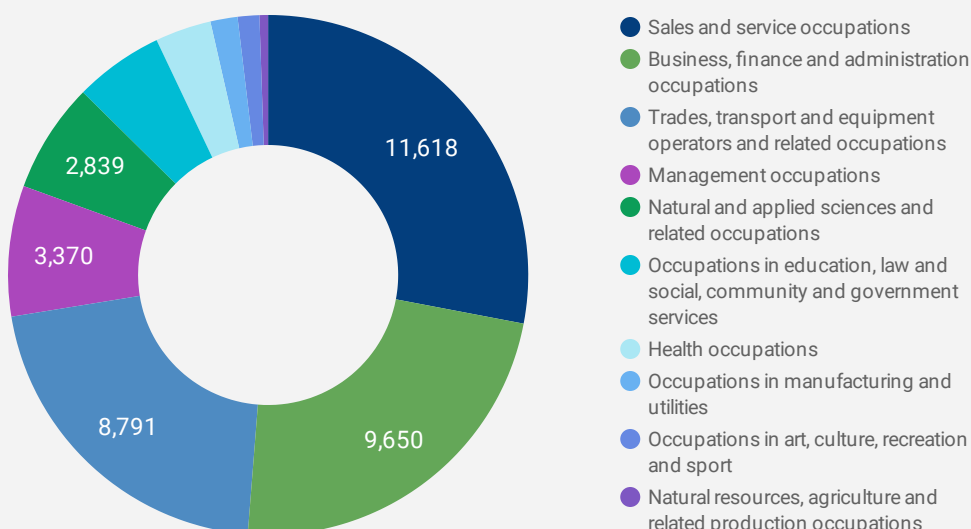
JOB DURATION

Permanency of jobs posted



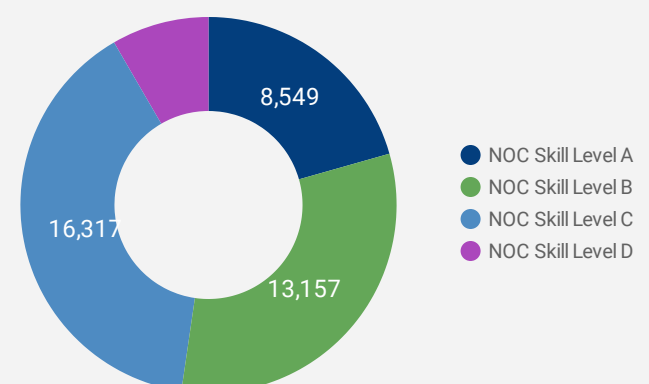
JOB POSTINGS BY SKILL TYPE

What skill type is being recruited?



JOB POSTS BY SKILL LEVEL

What education do occupations typically require?



Skill Level A = Usually University education | Skill Level B = Usually College education or Apprenticeship training | Skill Level C = Usually Secondary education or occupation-specific training | Skill Level D = Usually on-the-job training

TOP HIRING COMPANIES & AGENCIES

What companies are hiring?

	COMPANY	POSTINGS ▾	AVERAGE POSTING DURATION IN DAYS	MEDIAN POSTING DURATION IN DAYS
1.	Randstad Canada	1,696	47.3	32
2.	Varsity Tutors	543	2.0	1
3.	Halton Healthcare	374	26.1	21
4.	Trillium Health Partners	359	12.4	9
5.	Halton Healthcare Services	345	17.1	15
6.	AppleOne	275	16.9	21
7.	Walmart	248	2.8	2
8.	Michael Page CA	234	6.4	2
9.	Walmart Canada	231	19.6	21
10.	Loblaw Companies Limited	213	18.1	21
11.	Breakaway Staffing Solutions	213	9.0	9
12.	Peel District School Board	211	8.3	4
13.	Rogers Communications Canada Inc.	200	14.6	15
14.	Adecco Canada	199	20.8	21
15.	ProValue	192	90.5	90
16.	UPS	185	19.5	18
17.	ABL Employment	174	17.6	21
18.	Royal Bank of Canada	172	19.2	21
19.	Vaco Lannick	172	4.7	2
20.	Cognizant	164	21.5	17
21.	ROGERS COMMUNICATIONS	160	28.3	21
22.	HATCH	159	21.8	18
23.	The Brick	154	8.3	5
24.	Shoppers Drug Mart / Pharmaprix	152	20.0	21
25.	TJX Companies, Inc.	146	17.1	16
26.	Sienna Living	141	26.4	19
27.	The Home Depot Canada	140	17.2	15
28.	Scotiabank	139	16.0	15
29.	Sobeys	131	16.4	15
30.	Home Depot of Canada Inc.	128	11.2	9
31.	Shoppers Drug Mart	127	11.5	15

TOP HOURLY WAGES IN JOB POSTINGS

What are employers willing to pay to find the perfect candidate?

of Minimum Wage Jobs
781

	JOB TITLE	COMPANY	LOCATION	WAGE VALUE ▾
1.	Chiroprapist	HealthCasa	City of Brampton	241 <div></div>
2.	Child & Adolescent Clinical Psychologist Or C.psych Associate	Solasta Psychological Services	Burlington	165 <div></div>
3.	Certified Personal Trainer	Fitness on the Go	City of Mississauga	120 <div></div>
4.	Horse Farm Worker	Persley Den Farms	Halton Hills	116 <div></div>
5.	Sap Data Analyst	HRC Global	City of Mississauga	110 <div></div>
6.	Speech Language Pathologist - Virtual	The Speech Associates - VIRTUAL - CDA SUPERVISOR	City of Mississauga	110 <div></div>
7.	Procurement Manager Sr. Manager ***6-MONTH CONTRACT - PHARMA MANUFACTURING	Groom & Associates	City of Mississauga	108 <div></div>
8.	Procurement Manager Sr. Manager 6-month Contract - Pharma Manufacturing	Groom & Associates	City of Mississauga	108 <div></div>
9.	Teaching Professional / Coach	Parfect Swing	Oakville	105 <div></div>
10.	Osteopathic Manual Practitioner	Osteoathletic	Milton	102 <div></div>
11.	Wedding Photoqrapher And/or	Golden Hour Studios	Milton	100 <div></div>
				1 - 100 / 12248 < >

TOP SALARIES IN JOB POSTINGS

What are employers willing to pay to find the perfect candidate?

	JOB TITLE	COMPANY	LOCATION	WAGE VALUE ▾
1.	Family Physician	BGMC	City of Mississauga	350,000 <div></div>
2.	Physician, Family	BGMC	City of Mississauga	350,000 <div></div>
3.	Family Physician	Dr. Seema Shahzad Medicine Professional...	City of Mississauga	350,000 <div></div>
4.	Realtor	Shen Real Estate Dan Cooper Group	City of Mississauga	300,000 <div></div>
5.	Outside Sales Representative	AtlasCare - Bosco Home Services	Oakville	300,000 <div></div>
6.	Team Owner Operator - Dedicated P2p Vancouver/calgary Runs (all Fuel Paid)	Service Pro Truck Lines	City of Mississauga	300,000 <div></div>
7.	Team Owner Operator - Dedicated Vancouver Runs (all Fuel Paid By Us)	Service Pro Truck Lines	City of Mississauga	300,000 <div></div>
8.	Team Owner Operators - Dedicated Vancouver Or Calgary Runs (all Expen.paid)	Service Pro Truck Lines	City of Mississauga	300,000 <div></div>
				1 - 100 / 15564 < >

TOP IN-DEMAND SKILLS

How many times were these skills found in job postings?

ACTIVE JOB POSTINGS THIS MONTH

60,084

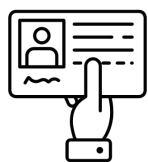


KEY JOB REQUIREMENTS

How often are these requirements desired in job postings?

ACTIVE JOB POSTINGS THIS MONTH

60,084



Driver's License

975



First Aid

1,402



Regular Access to a Vehicle

1,399



Criminal Record Check

2,354



Microsoft Office

5,153



Food Safety

1,271

JOB POSTINGS BY 4-DIGIT NOC, SKILL LEVEL, FREQUENCY & DURATION

What jobs are hard-to-fill and/or in-demand?

	4-DIGIT NOC CODE	4-DIGIT NOC LABEL	OCCUPATION'S SKILL LEVEL	POSTING COUNT ▾	AVG POSTING LENGTH IN DAYS	MEDIAN POSTING LENGTH IN DAYS
1.	7452	Material handlers	NOC Skill Level C	3,269	21	20.83
2.	6421	Retail salespersons	NOC Skill Level C	3,256	19	20.5
3.	7511	Transport truck drivers	NOC Skill Level C	1,745	22	15.25
4.	6552	Other customer and information services representatives	NOC Skill Level C	1,375	19	20.83
5.	1221	Administrative officers	NOC Skill Level B	1,181	27	20.83
6.	6711	Food counter attendants, kitchen helpers and related support occupations	NOC Skill Level D	968	19	20.83
7.	6322	Cooks	NOC Skill Level B	943	29	20.83
8.	621	Retail and wholesale trade managers	NOC Skill Level A	856	20	20.83
9.	1241	Administrative assistants	NOC Skill Level B	807	24	20.83
10.	4216	Other instructors	NOC Skill Level B	628	7	1.99
11.	1414	Receptionists	NOC Skill Level C	579	20	20.83
12.	4412	Home support workers, housekeepers and related occupations	NOC Skill Level C	576	25	20.83
13.	7514	Delivery and courier service drivers	NOC Skill Level C	559	18	19.83
14.	1521	Shippers and receivers	NOC Skill Level C	556	21	20.83
15.	6731	Light duty cleaners	NOC Skill Level D	547	21	20.83
16.	1215	Supervisors, supply chain, tracking and scheduling co-ordination occupations	NOC Skill Level B	546	25	20.83
17.	1311	Accounting technicians and bookkeepers	NOC Skill Level B	536	33	20.83
18.	7321	Automotive service technicians, truck and bus mechanics and mechanical repairers	NOC Skill Level B	507	21	20.5
19.	6622	Store shelf stockers, clerks and order fillers	NOC Skill Level D	450	19	20.83
20.	1223	Human resources and recruitment officers	NOC Skill Level B	434	21	20.83
21.	1122	Professional occupations in business management consulting	NOC Skill Level A	417	19	20.83
22.	2173	Software engineers and designers	NOC Skill Level A	376	26	20.15
23.	1114	Other financial officers	NOC Skill Level A	371	19	20.83
24.	1123	Professional occupations in advertising, marketing and public relations	NOC Skill Level A	368	21	20.83
25.	1111	Financial auditors and accountants	NOC Skill Level A	355	15	13.13
26.	1112	Financial and investment analysts	NOC Skill Level A	342	16	15.3
27.	6513	Food and beverage servers	NOC Skill Level C	335	19	20.83
28.	6231	Insurance agents and brokers	NOC Skill Level B	327	20	20.83
					1 - 50 / 415	< >

JOB POSTINGS BY 3-DIGIT NOC, SKILL LEVEL, FREQUENCY & DURATION

What jobs are hard to fill and/or in-demand?

	3-DIGIT NOC CODE	3-DIGIT NOC LABEL	OCCUPATION'S SKILL LEVEL	POSTING COUNT ▾	AVG POSTING LENGTH IN DAYS	MEDIAN POSTING LENGTH IN DAYS
1.	745	Longshore workers and material handlers	NOC Skill Level C	3,269	21	20.83
2.	642	Retail salespersons	NOC Skill Level C	3,256	19	20.5
3.	751	Motor vehicle and transit drivers	NOC Skill Level C	2,337	21	15.25
4.	122	Administrative and regulatory occupations	NOC Skill Level B	2,041	24	20.83
5.	655	Customer and information services representatives	NOC Skill Level C	1,380	19	20.83
6.	152	Supply chain logistics, tracking and scheduling co-ordination occupations	NOC Skill Level C	1,311	20	20.83
7.	632	Chefs and cooks	NOC Skill Level B	1,149	29	20.83
8.	217	Computer and information systems professionals	NOC Skill Level A	1,147	23	18.33
9.	112	Human resources and business service professionals	NOC Skill Level A	1,104	20	20.83
10.	111	Auditors, accountants and investment professionals	NOC Skill Level A	1,096	17	15.28
11.	673	Cleaners	NOC Skill Level D	1,006	21	20.83
12.	421	Paraprofessional occupations in legal, social, community and education services	NOC Skill Level B	987	12	2
13.	671	Food counter attendants, kitchen helpers and related support occupations	NOC Skill Level D	968	19	20.83
14.	124	Office administrative assistants - general, legal and medical	NOC Skill Level B	959	24	20.83
15.	062	Retail and wholesale trade managers	NOC Skill Level A	856	20	20.83
16.	141	General office workers	NOC Skill Level C	820	20	20.83
17.	121	Administrative services supervisors	NOC Skill Level B	779	25	20.83
18.	131	Finance, insurance and related business administrative occupations	NOC Skill Level B	717	29	20.83
19.	441	Home care providers and educational support occupations	NOC Skill Level C	675	25	20.83
20.	143	Financial, insurance and related administrative support workers	NOC Skill Level C	616	18	20.83
21.	011	Senior managers - construction, transportation, production and utilities	NOC Skill Level A	569	22	20.83
22.	732	Automotive service technicians	NOC Skill Level B	553	24	20.5
23.	651	Occupations in food and beverage service	NOC Skill Level C	546	19	20.83
24.	662	Other sales support and related occupations	NOC Skill Level D	533	19	20.83
25.	723	Machining, metal forming, shaping and erecting trades	NOC Skill Level B	512	27	20.83
26.	623	Insurance, real estate and financial sales occupations	NOC Skill Level B	432	19	20.83
27.	012	Senior managers - construction, transportation, production and utilities	NOC Skill Level A	427	22	20.83
28.	321	Medical technologists and technicians (except dental health)	NOC Skill Level B	424	19	20.5

JOB POSTINGS BY 2-DIGIT NOC, SKILL LEVEL, FREQUENCY & DURATION

What jobs are hard to fill and/or in-demand?

	2-DIGIT NOC CODE	2-DIGIT NOC LABEL	OCCUPATION'S SKILL LEVEL	POSTING COUNT ▾	AVG POSTING LENGTH IN DAYS	MEDIAN POSTING LENGTH IN DAYS
1.	12	Administrative and financial supervisors and administrative occupations	NOC Skill Level B	3,795	24	20.83
2.	64	Sales representatives and salespersons - wholesale and retail trade	NOC Skill Level C	3,524	20	20.83
3.	74	Other installers, repairers and servicers and material handlers	NOC Skill Level C	3,373	21	20.83
4.	75	Transport and heavy equipment operation and related maintenance occupations	NOC Skill Level C	2,517	21	15.25
5.	65	Service representatives and other customer and personal services occupations	NOC Skill Level C	2,429	19	20.83
6.	11	Professional occupations in business and finance	NOC Skill Level A	2,200	18	20.5
7.	67	Service support and other service occupations, n.e.c.	NOC Skill Level D	2,024	20	20.83
8.	63	Service supervisors and specialized service occupations	NOC Skill Level B	1,914	31	20.83
9.	21	Professional occupations in natural and applied sciences	NOC Skill Level A	1,770	23	20.44
10.	14	Office support occupations	NOC Skill Level C	1,589	19	20.83
11.	72	Industrial, electrical and construction trades	NOC Skill Level B	1,542	28	20.83
12.	15	Distribution, tracking and scheduling co-ordination occupations	NOC Skill Level C	1,349	20	20.83
13.	06	Middle management occupations in retail and wholesale trade and customer services	NOC Skill Level A	1,327	21	20.83
14.	01	Senior managers - construction, transportation, production and utilities	NOC Skill Level A	1,176	25	20.83
15.	22	Technical occupations related to natural and applied sciences	NOC Skill Level B	1,069	23	20.83
16.	73	Maintenance and equipment operation trades	NOC Skill Level B	1,038	25	20.5
17.	42	Paraprofessional occupations in legal, social, community and education services	NOC Skill Level B	987	12	2
18.	62	Retail sales supervisors and specialized sales occupations	NOC Skill Level B	980	21	20.83
19.	66	Sales support occupations	NOC Skill Level D	747	20	20.83
20.	13	Finance, insurance and related business administrative occupations	NOC Skill Level B	717	29	20.83
21.	44	Care providers and educational, legal and public protection support occupations	NOC Skill Level C	683	25	20.83
22.	32	Technical occupations in health	NOC Skill Level B	645	20	20.5
23.	41	Professional occupations in law and social, community and government services	NOC Skill Level A	541	22	20.83
24.	07	Managers in customer and personal services, n.e.c.	NOC Skill Level A	498	20	20.83
25.	52	Technical occupations in art, culture, recreation and sport	NOC Skill Level B	414	22	20.83
26.	31	Professional occupations in health (except nursing)	NOC Skill Level A	380	20	20.5
27.	34	Assisting occupations in support of health services	NOC Skill Level C	369	19	20.83

MULTILINGUAL JOB POSTINGS BY THE NUMBERS

ACTIVE POSTINGS
4,574

NEW POSTINGS
2,807

COMPANIES
1,485

JOB LANGUAGES
12

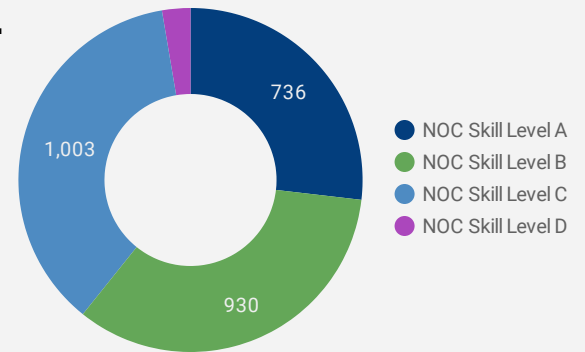
OF DAYS POSTED

AVERAGE
18.4

MEDIAN
21

MULTILINGUAL JOB POSTINGS BY SKILL LEVEL

What language skills are employers looking for by occupational skill level?



736 Skill Level A - Management/ Professional Occupations usually requiring University

930 Skill Level B - Usually college education or apprenticeship training

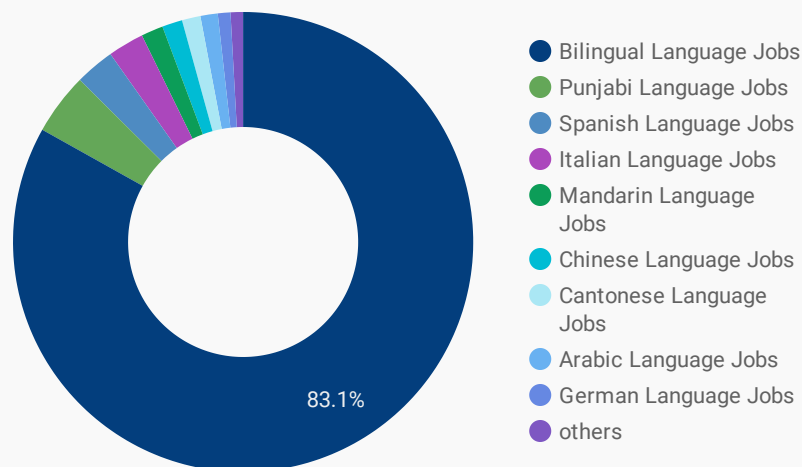
1,003 Skill Level C - Usually secondary education or occupation-specific training

73 Skill Level D - Usually on-the-job training

LANGUAGES	NOC Skill Level A	NOC Skill Level B	NOC Skill Level C	NOC Skill Level D
Bilingual Language Jobs	646	684	777	40
Punjabi Language Jobs	12	68	57	14
Italian Language Jobs	13	45	33	8
Spanish Language Jobs	16	35	28	1
Mandarin Language Jobs	13	27	28	
Chinese Language Jobs	14	18	20	5
Cantonese Language Jobs	5	18	21	

LANGUAGE SKILLS BREAKDOWN

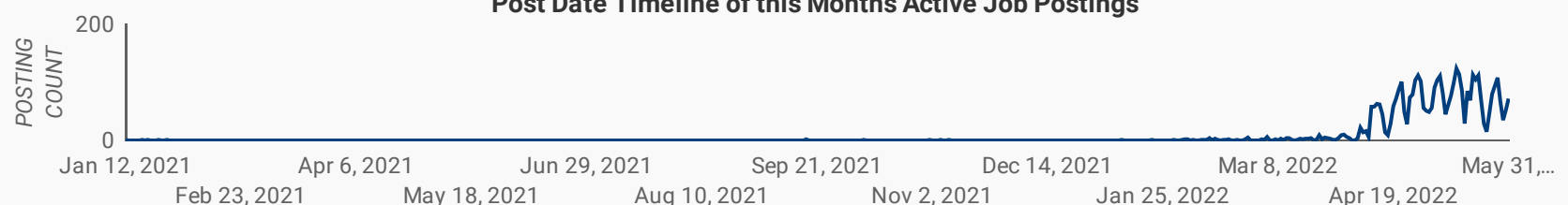
Which kinds of language skills do employers seek?



LANGUAGES	POSTING COUNT
1. Bilingual Language Jobs	3,796
2. Punjabi Language Jobs	188
3. Spanish Language Jobs	120
4. Italian Language Jobs	112
5. Mandarin Language Jobs	78
6. Chinese Language Jobs	74
7. Cantonese Language Jobs	68

1 - 12 / 12 < >

Post Date Timeline of this Month's Active Job Postings



LANGUAGE SKILLS BEING RECRUITED BY SKILL TYPE

What language skills are sought by 1-Digit NOC?

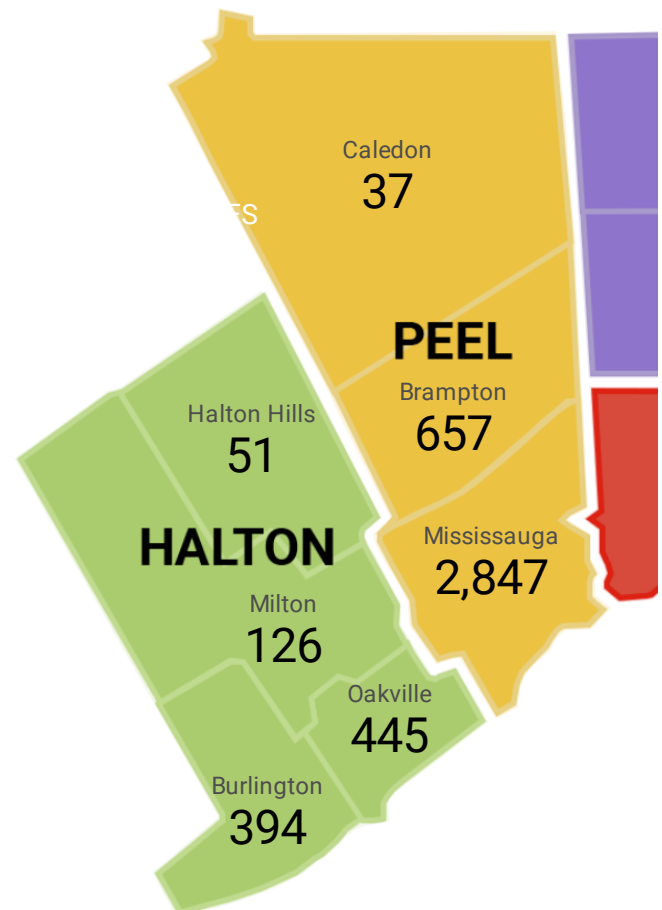
SKILL TYPE NAME	French La...	Punjabi L...	Italian La...	Spanish ...	Mandarin...	Chinese ...	Grand total
Business, finance and administration occu...	683	59	1	29	26	14	851
Health occupations	119	15		1	1	4	142
Management occupations	240	5	13	4	8	3	277
Natural and applied sciences and related o...	130	1		10	3	2	153
Natural resources, agriculture and related ...	1		1				2
Occupations in art, culture, recreation and ...	19	2	2	2	1	1	31
Occupations in education, law and social, ...	186	18	5		2	3	225
Occupations in manufacturing and utilities	2		3	1			7
Sales and service occupations	686	30	69	25	22	24	919
Trades, transport and equipment operator...	81	21	5	8	5	6	135
Grand total	2,147	151	99	80	68	57	2,742

MULTILINGUAL JOB POSTINGS BY MUNICIPALITY

What language skills are sought by 4-Digit NOC?

MUNICIPALITY	JOB LANGUAGES	AVG POSTING LENGTH IN DAYS	MEDIAN POSTING LENGTH IN DAYS
1. City of Mississauga	2,847	21.5	20.83
2. City of Brampton	657	21.4	20.5
3. Oakville	445	19.9	20.83
4. Burlington	394	20.6	20.83
5. Milton	126	20.2	20.5
6. Halton Hills	51	19.8	20.5
7. Town of Caledon	37	20.7	20.5

REGION	JOB LANGUAGES	AVG POSTING LENGTH IN DAYS	MEDIAN POSTING LENGTH IN DAYS
1. Peel Region	3,541	21.5	20.83
2. Halton Region	1,016	20.2	20.83



LANGUAGE DEMAND BY JOB

What language skills are sought by 4-Digit NOC?

	4 DIGIT NOC NAME	POSTINGS ▾
1.	Other customer and information service...	337
2.	Retail salespersons	253
3.	Administrative officers	106
4.	Human resources and recruitment officers	95
5.	Other instructors	88
6.	Administrative assistants	69
7.	Insurance agents and brokers	64
8.	Cooks	60
9.	Professional occupations in business m...	59
10.	Retail and wholesale trade managers	59
11.	Professional occupations in advertising, ...	58
12.	User support technicians	55
13.	Material handlers	45
14.	Receptionists	45
15.	Supervisors, supply chain, tracking and s...	44
16.	Human resources professionals	42
17.	School principals and administrators of ...	39
18.	Advertising, marketing and public relatio...	35
19.	Business development officers and mark...	32
20.	Nurse aides, orderlies and patient servic...	32
21.	Food and beverage servers	30
22.	Purchasing agents and officers	28
23.	Financial and investment analysts	28
24.	Sales and account representatives - whol...	27
25.	Corporate sales managers	26
26.	Food counter attendants, kitchen helpers...	25
27.	Chefs	24
28.	Delivery and courier service drivers	23
29.	Information systems analysts and consu...	22
30.	Social and community service workers	21
31.	Other financial officers	21
		1 - 100 / 192 < >

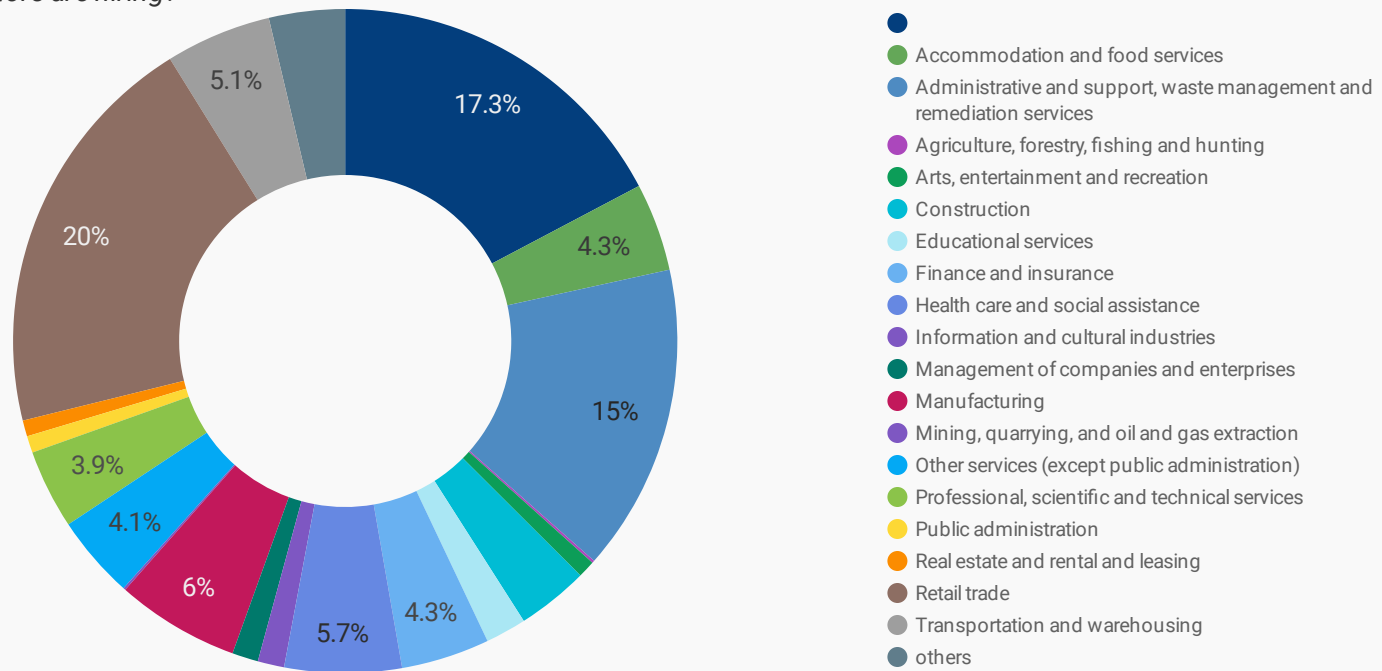
MULTILINGUAL HIRING EMPLOYERS

Which employers are seeking multilingual candidates?

	COMPANY	POSTINGS ▾
1.	Trillium Health Partners	347
2.	Bell	107
3.	Bell Canada	90
4.	Randstad Canada	69
5.	Varsity Tutors	62
6.	Royal Bank of Canada	51
7.	Kijiji Jobs	44
8.	LAURENTIAN BANK OF CANADA	36
9.	CONSUMER & SMB/MARCHÉ CONSOMMATEUR & PME	33
10.	FEDEX	33
11.	myGwork	33
12.	FedEx Express	32
13.	Desjardins	27
14.	Shoppers Drug Mart / Pharmaprix	25
15.	Wolseley	24
16.	Farm Boy	24
17.	Farm Boy Inc.	23
18.	LHIN	23
19.	McKesson	23
20.	FedEx Freight Canada	21
21.	McKesson Canada	21
22.	IPEX	21
23.	FedEx Express Canada	21
24.	La Source	21
25.	BilingualOne	20
26.	Laura Canada	19
27.	Reitmans	19
28.	East Side Mario's	17
29.	Adecco Canada	17
		1 - 50 / 1488 < >

TOP HIRING SECTORS BY 2-DIGIT NAICS CODE

What sectors are hiring?



	NAICS CODE	2-DIGIT NAICS LABEL	POSTING COUNT	AVG POSTING LENGTH IN DAYS	MEDIAN POSTING LENGTH IN DAYS
1.	44-45	Retail trade	3,414	17.4	20
2.	56	Administrative and support, waste management and remediation services	3,360	31.1	21
3.	0	0	1,995	8.4	7
4.	31-33	Manufacturing	1,136	22.4	21
5.	62	Health care and social assistance	1,079	22.9	21
6.	48-49	Transportation and warehousing	934	19.9	21
7.	72	Accommodation and food services	844	24.7	21
8.	52	Finance and insurance	766	17.6	21
9.	54	Professional, scientific and technical services	718	24.1	21
10.	81	Other services (except public administration)	673	21.1	21
11.	23	Construction	634	21.5	21
12.	41	Wholesale trade	586	20.2	21
13.	61	Educational services	312	12.6	6
14.	51	Information and cultural industries	263	21.5	21
15.	55	Management of companies and enterprises	249	20.0	21
16.	53	Real estate and rental and leasing	164	21.3	21
17.	71	Arts, entertainment and recreation	164	21.1	21
18.	91	Public administration	160	21.5	21
19.	22	Utilities	89	22.4	21
20.	11	Agriculture, forestry, fishing and hunting	26	37.4	21

NOTE: NAICS code 56 includes Employment Agencies. Manufacturing includes codes 31-33, Retail Trade includes codes 44-45 and Transportation and Warehousing includes codes 48-49.

TOP HIRING SECTORS BY 3-DIGIT NAICS CODE

What sectors are hiring?

	NAICS CODE	3-DIGIT NAICS LABEL	POSTING COUNT ▾	AVERAGE POSTING LENGTH IN DAYS	MEDIAN POSTING LENGTH IN DAYS
1.	561	Administrative and support services	3,319	31.2	20.83
2.			1,995	8.4	7.38
3.	722	Food services and drinking places	788	25.1	20.83
4.	621	Ambulatory health care services	740	21.0	20.5
5.	541	Professional, scientific and technical services	718	24.1	20.83
6.	445	Food and beverage stores	601	19.1	20.5
7.	522	Credit intermediation and related activities	586	17.1	20.83
8.	448	Clothing and clothing accessories stores	502	22.1	20.83
9.	452	General merchandise stores	458	9.9	4.46
10.	493	Warehousing and storage	380	12.5	13.45
11.	443	Electronics and appliance stores	360	23.8	20.83
12.	453	Miscellaneous store retailers	324	16.7	15
13.	611	Educational services	312	12.6	6.17
14.	444	Building material and garden equipment and supplies dealers	311	14.3	15.5
15.	484	Truck transportation	308	26.2	20.83
16.	442	Furniture and home furnishings stores	305	14.7	14.96
17.	238	Specialty trade contractors	271	19.2	20.5
18.	813	Religious, grant-making, civic, and professional and similar organizations	265	19.4	20.83
19.	441	Motor vehicle and parts dealers	264	17.5	20.83
20.	236	Construction of buildings	262	21.3	20.83
21.	446	Health and personal care stores	255	17.8	20.5
22.	551	Management of companies and enterprises	249	20.0	20.5
23.	811	Repair and maintenance	197	28.6	20.83
24.	812	Personal and laundry services	194	17.0	20.83
25.	311	Food manufacturing	191	23.5	20.83
26.	624	Social assistance	169	19.1	20.83
27.	325	Chemical manufacturing	160	22.1	20.83
28.	416	Building material and supplies merchant wholesalers	144	19.0	20.83
29.	713	Amusement, gambling and recreation industries	140	21.3	20.83
30.	333	Machinery manufacturing	135	21.2	20.83
31.	622	Nursing and residential care facilities	122	40.2	20.83

TOP HIRING SECTORS BY 4-DIGIT NAICS CODE

What sectors are hiring?

	NAICS CODE	4-DIGIT NAICS LABEL	POSTING COUNT ▾	AVERAGE POSTING LENGTH IN DAYS	MEDIAN POSTING DAYS IN LENGTH
1.	5613	Employment services	3,148	32.1	20.83
2.			1,995	8.4	7.38
3.	7225	Full-service restaurants and limited-service eating places	684	26.0	20.83
4.	5221	Depository credit intermediation	558	17.1	20.83
5.	4451	Grocery stores	485	18.1	19.24
6.	4481	Clothing stores	445	21.8	20.83
7.	4521	Department stores	388	8.3	3.69
8.	4931	Warehousing and storage	380	12.5	13.45
9.	4431	Electronics and appliance stores	360	23.8	20.83
10.	6211	Offices of physicians	356	26.3	20.5
11.	4441	Building material and supplies dealers	303	14.1	15.37
12.	4841	General freight trucking	277	26.7	20.83
13.	4461	Health and personal care stores	255	17.8	20.5
14.	5511	Management of companies and enterprises	249	20.0	20.5
15.	4411	Automobile dealers	223	18.1	20.83
16.	4422	Home furnishings stores	218	13.0	14.96
17.	5413	Architectural, engineering and related services	216	23.1	20.83
18.	6117	Educational support services	185	9.3	4.17
19.	5416	Management, scientific and technical consulting services	176	29.6	20.83
20.	2362	Non-residential building construction	164	20.7	20.83
21.	4532	Office supplies, stationery and gift stores	164	14.8	14.56
22.	3116	Meat product manufacturing	140	22.4	20.83
23.	7139	Other amusement and recreation industries	139	21.3	20.83
24.	8111	Automotive repair and maintenance	138	30.8	20.83
25.	4539	Other miscellaneous store retailers	137	18.6	20.83
26.	8121	Personal care services	133	15.4	15.09
27.	2382	Building equipment contractors	121	19.8	20.83
28.	6241	Individual and family services	111	18.2	20.83
29.	5242	Agencies, brokerages and other insurance related activities	110	18.0	20.83
30.	8134	Civic and social organizations	110	20.3	20.5
31.	6213	Offices of other health practitioners	110	17.4	20.83

TOP HIRING SECTORS BY 5-DIGIT NAICS CODE

What sectors are hiring?

	NAICS CODE	5-DIGIT NAICS LABEL	POSTING COUNT ▾	AVERAGE POSTING LENGTH IN DAYS	MEDIAN POSTING LENGTH IN DAYS
1.	56131	Employment placement agencies and executive search services	3,052	32.5	20.83
2.			1,995	8.4	7.38
3.	72251	Full-service restaurants and limited-service eating places	684	26.0	20.83
4.	52211	Banking	550	17.2	20.83
5.	44511	Supermarkets and other grocery (except convenience) stores	475	17.9	19.47
6.	45211	Department stores	388	8.3	3.69
7.	44314	Electronics and appliance stores	360	23.8	20.83
8.	62111	Offices of physicians	356	26.3	20.5
9.	49311	General warehousing and storage	304	12.0	14.68
10.	55111	Management of companies and enterprises	249	20.0	20.5
11.	44229	Other home furnishings stores	211	12.8	14.82
12.	44111	New car dealers	207	17.9	20.83
13.	54133	Engineering services	188	22.7	20.83
14.	61171	Educational support services	185	9.3	4.17
15.	44413	Hardware stores	171	16.0	20.5
16.	45321	Office supplies and stationery stores	161	14.7	14.56
17.	48412	General freight trucking, long distance	150	27.1	20.83
18.	44619	Other health and personal care stores	145	16.1	14.56
19.	31161	Animal slaughtering and processing	140	22.4	20.83
20.	23622	Commercial and institutional building construction	137	17.9	20.83
21.	44819	Other clothing stores	129	21.5	20.83
22.	44814	Family clothing stores	128	24.8	20.83
23.	48411	General freight trucking, local	127	26.2	20.83
24.	54161	Management consulting services	114	33.0	20.83
25.	81341	Civic and social organizations	110	20.3	20.5
26.	71394	Fitness and recreational sports centres	103	20.5	20.83
27.	44411	Home centres	101	9.0	7.56
28.	44812	Women's clothing stores	100	19.7	20.83
29.	23611	Residential building construction	98	22.4	20.83
30.	45399	All other miscellaneous store retailers	98	18.4	20.59
31.	62121	Offices of dentists	96	18.9	20.83

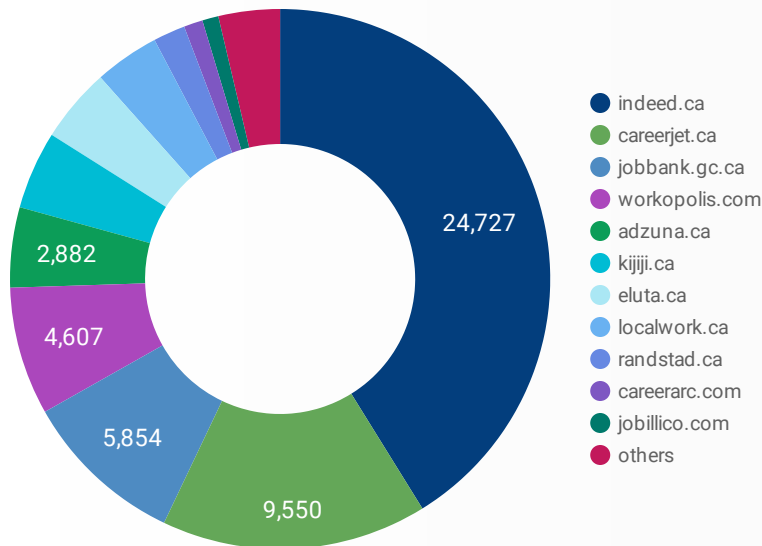
TOP HIRING SECTORS BY 6-DIGIT NAICS CODE

What sectors are hiring?

	NAICS CODE	6-DIGIT NAICS LABEL	POSTING COUNT ▾	AVG POSTING LENGTH IN DAYS	MEDIAN POSTING LENGTH IN DAYS
1.	561310	Employment placement agencies and executive search services	3,355	31.9	20.83
2.	445110	Supermarkets and other grocery (except convenience) stores	538	17.3	14.96
3.	722511	Full-service restaurants	468	26.6	20.83
4.	452110	Department stores	433	7.7	3.62
5.	621110	Offices of physicians	390	25.7	20.5
6.	443143	Appliance, television and other electronics stores	378	23.8	20.83
7.	522112	Corporate and institutional banking industry	364	16.0	18.49
8.	493110	General warehousing and storage	352	11.7	9.57
9.	722512	Limited-service eating places	301	24.1	20.83
10.	551114	Head offices	278	18.7	20.5
11.	522111	Personal and commercial banking industry	270	17.5	20.83
12.	541330	Engineering services	254	21.1	20.83
13.	442298	All other home furnishings stores	253	11.8	14.56
14.	441110	New car dealers	240	16.5	20.83
15.	611710	Educational support services	215	8.4	4.17
16.	444130	Hardware stores	185	15.5	20.5
17.	453210	Office supplies and stationery stores	173	14.5	14.56
18.	446199	All other health and personal care stores	158	15.8	14.56
19.	236220	Commercial and institutional building construction	153	17.4	20.83
20.	448199	All other clothing stores	146	21.7	20.83
21.	484110	General freight trucking, local	144	25.6	20.83
22.	448140	Family clothing stores	135	24.2	20.83
23.	311614	Rendering and meat processing from carcasses	122	23.1	20.83
24.	813410	Civic and social organizations	122	20.2	20.5
25.	713940	Fitness and recreational sports centres	120	20.1	20.83
26.	621210	Offices of dentists	114	18.3	20.83
27.	484121	General freight trucking, long distance, truck-load	114	26.9	20.83
28.	444110	Home centres	111	8.7	7.53
29.	453999	All other miscellaneous store retailers (except beer and wine-making supplies stores)	111	17.5	19.83
30.	517919	All other telecommunications	110	16.3	15.52
31.	561320	Temporary help services	109	20.3	18.58

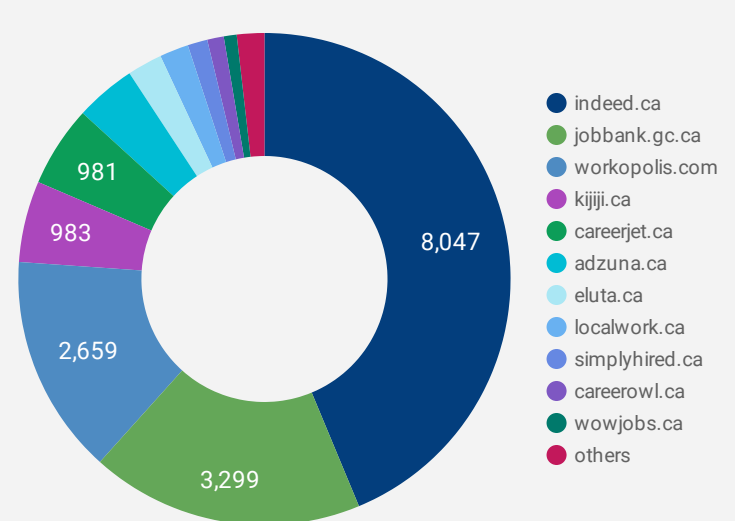
JOB POSTINGS BY JOB BOARD

What share of unique job postings appear on each job board?



COMPANIES BY JOB BOARD

What share of unique job postings appear on each job board?



JOB POSTING DETAILS BY JOB BOARD

How does job posting activity differ by job board?

	JOB BOARD	POSTING COUNT	AVG POSTING LENGTH IN DAYS	MEDIAN POSTING LENGTH IN DAYS	# OF COMPANIES
1.	indeed.ca	24,727	21	20.83	8,047
2.	careerjet.ca	9,550	23	12.86	981
3.	jobbank.gc.ca	5,854	44	30.34	3,299
4.	workopolis.com	4,607	15	14.96	2,659
5.	adzuna.ca	2,882	15	14.56	733
6.	kijiji.ca	2,809	15	15.24	983
7.	eluta.ca	2,677	21	20.5	423
8.	localwork.ca	2,333	3	1.99	350
9.	randstad.ca	1,151	66	90.25	1
10.	careerarc.com	681	30	17.91	37
11.	jobillico.com	581	19	11.94	81
12.	careerbuilder.ca	444	18	19.04	52
13.	simplyhired.ca	332	15	14.68	240
14.	careerowl.ca	325	161	134.63	200
15.	network.applytoeducation.com	323	5	4.17	12
16.	wowjobs.ca	194	15	14.7	156
17.	rncareers.ca	127	36	35.76	28
18.	retail.ca	84	25	16.68	18