

JOB DEMAND REPORT

APRIL 2022

HIGHLIGHTS

JOB POSTINGS BY THE NUMBERS

TOTAL POSTINGS	NEW THIS MONTH	COMPANIES	JOB BOARDS
59,807	38,145	13,714	33

OF DAYS POSTED

AVERAGE	MEDIAN
20.0	21

REPORT BUILDER

The default filter selection below will show all job demand data for the month. You can use the filters to create a customized report for the purpose of understanding a subset of the data.

OCCUPATION FILTERS

SKILL TYPE NAME / 1-DIGIT NOC	▼
MAJOR GROUP / 2-DIGIT NOC	▼
MINOR GROUP / 3-DIGIT NOC	▼
UNIT GROUP / 4-DIGIT NOC	▼
SKILL LEVEL	▼
JOB TYPE	▼
JOB DURATION	▼
ADDITIONAL LANGUAGE	▼
SPECIFIC JOB TAGS	▼

INDUSTRY/SECTOR FILTERS

HIRING SECTOR BY 2-DIGIT NAICS CODE	▼
HIRING SECTOR BY 3-DIGIT NAICS CODE	▼
HIRING SECTOR BY 4-DIGIT NAICS CODE	▼
HIRING SECTOR BY 5-DIGIT NAICS CODE	▼
HIRING SECTOR BY 6-DIGIT NAICS CODE	▼

OTHER FILTERS

MUNICIPALITY	▼
REGION	▼
JOB BOARD	▼

NOC = National Occupation Classification | NAICS = North American Industry Classification System

Page 1 of 20

Source:

Job posting data collected by the Peel Halton Workforce Development Group from job boards and employer websites that recruit candidates in Peel and Halton Regions.

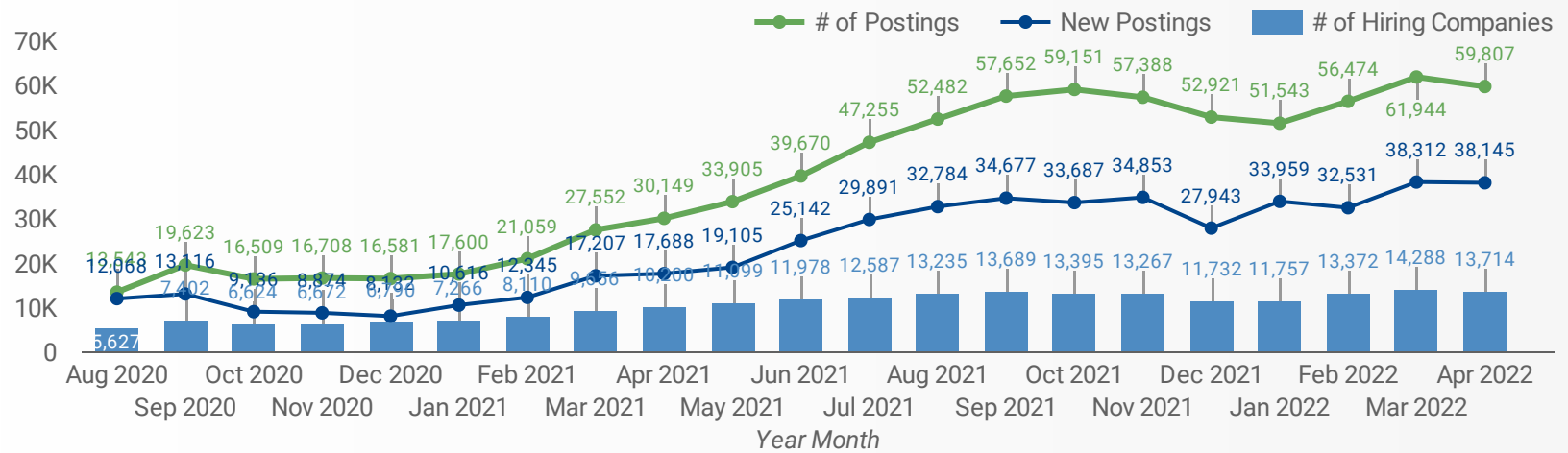


This Employment Ontario service is funded in part by the Government of Canada and the Government of Ontario.

Ce service Emploi Ontario est financé en partie par le gouvernement du Canada et le gouvernement de l'Ontario.

JOB POSTINGS BY MONTH FOR PEEL & HALTON REGIONS

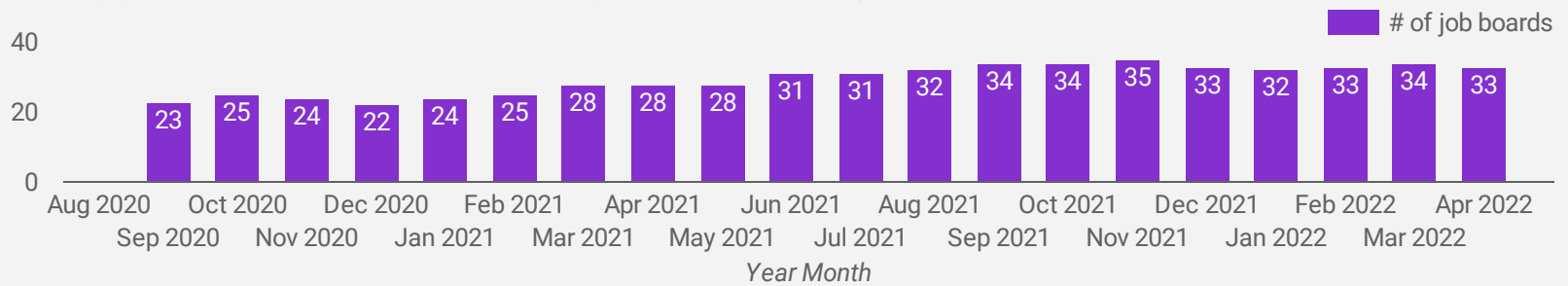
How many job postings were active for at least 1 day this month?



NOTE: This graph cannot be filtered using the controls on the cover page

NUMBER OF ACTIVE JOB BOARDS

How many job postings were active for at least 1 day this month on these job boards?



AVG & MEDIAN POSTING LENGTH BY DAYS

How long are employers having to recruit for to find candidates to fill their job vacancies?



NOTE: This graph cannot be filtered using the controls on the cover page

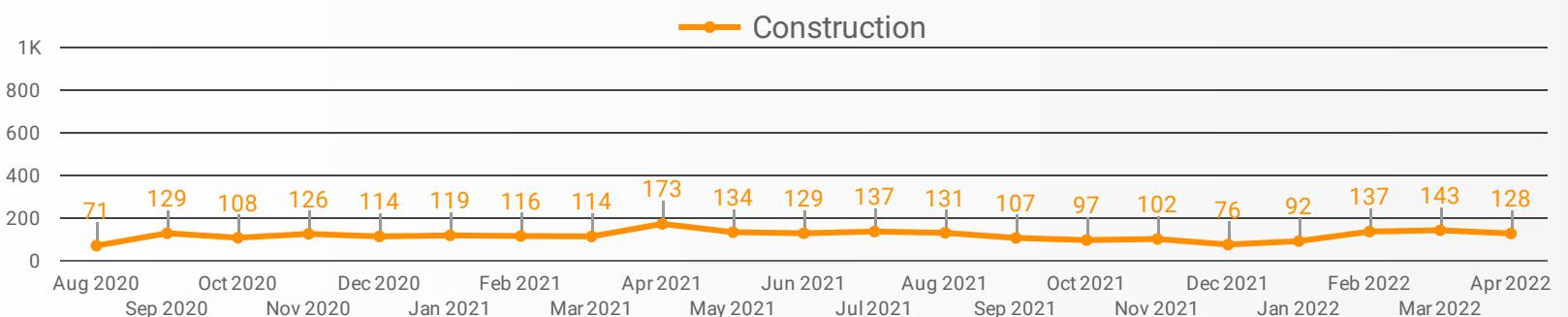
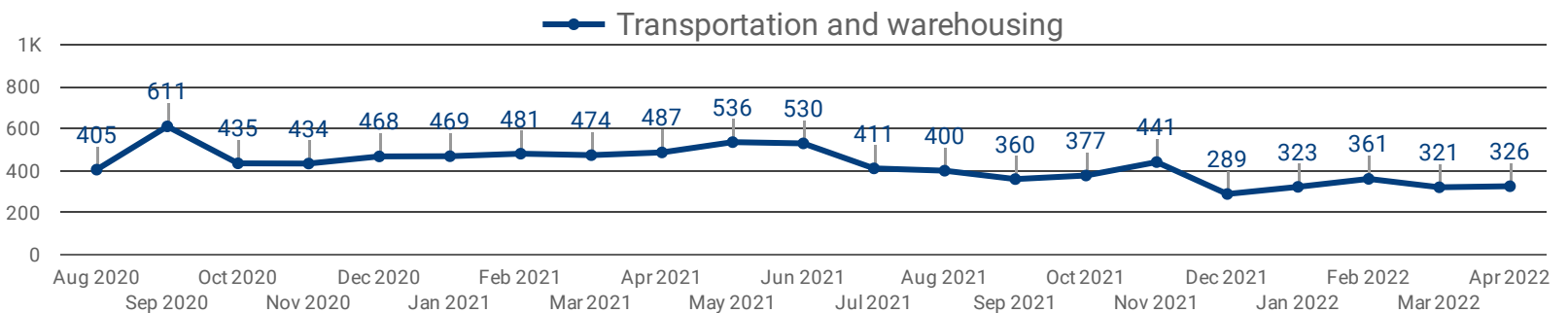
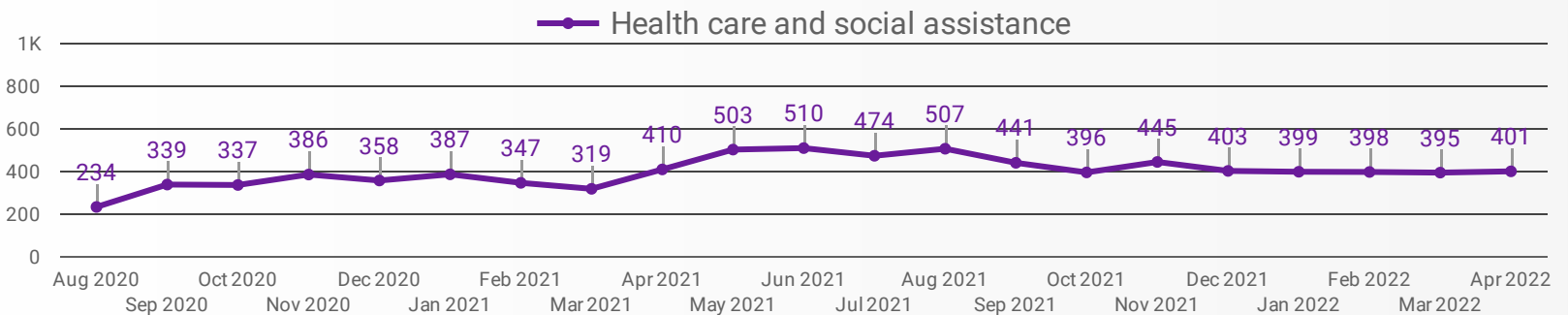
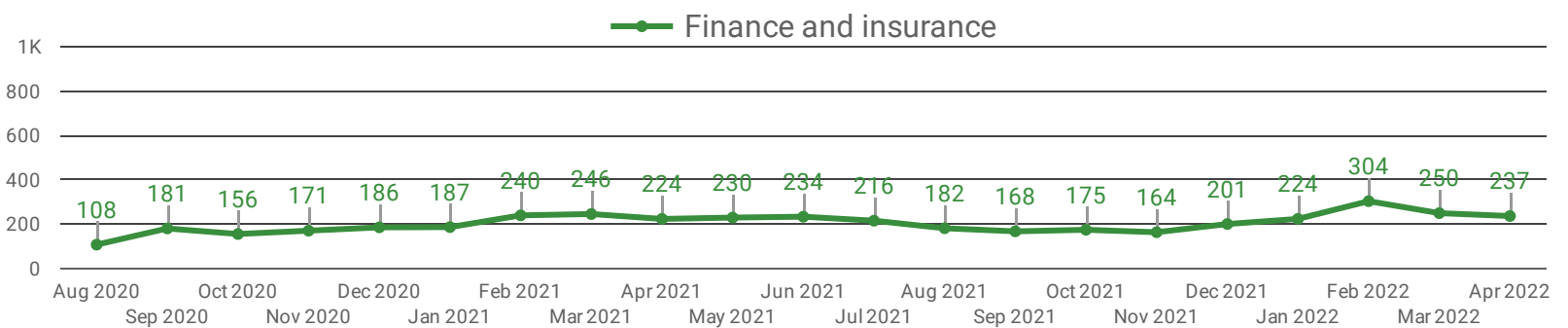
POST DATE TIMELINE FOR THIS MONTH'S ACTIVE JOB POSTINGS

How many job postings were active for at least 1 day this month?



DEMAND BY KEY SECTOR (PEEL & HALTON REGIONS)

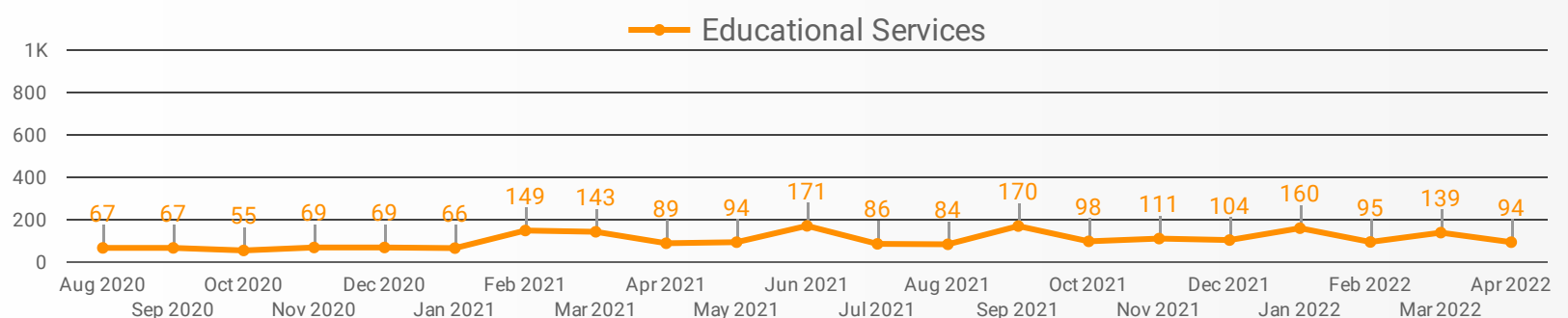
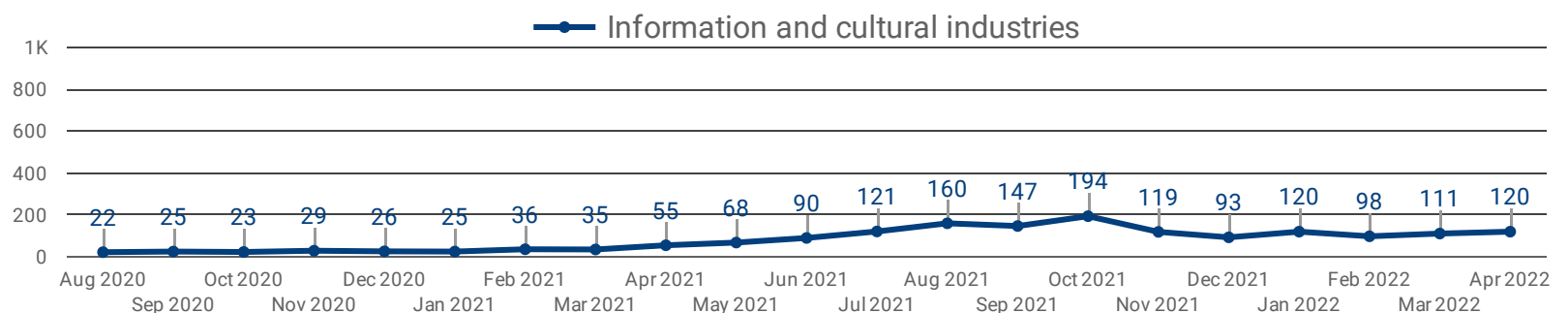
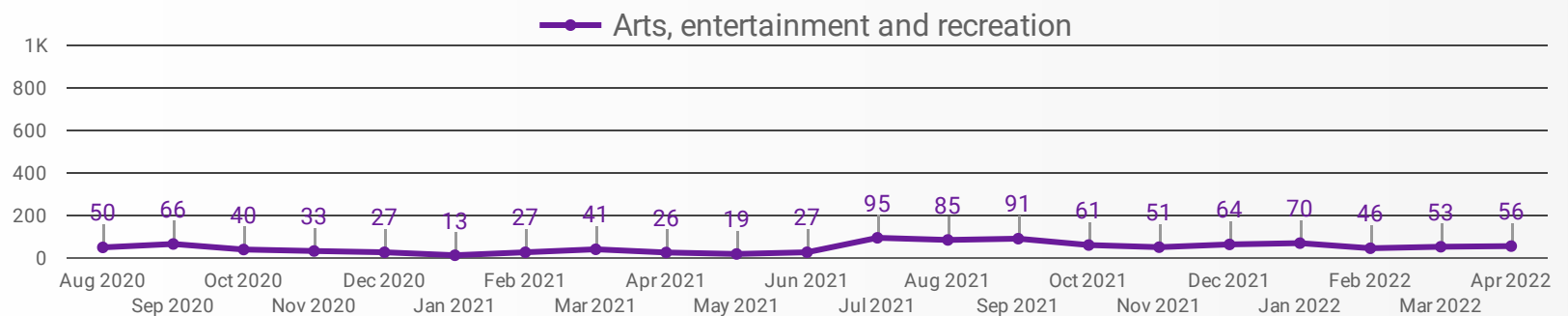
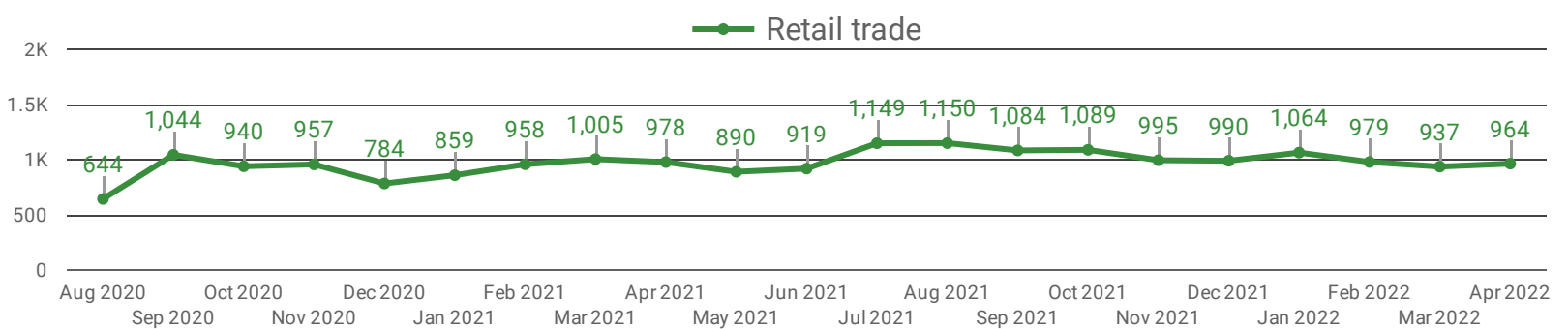
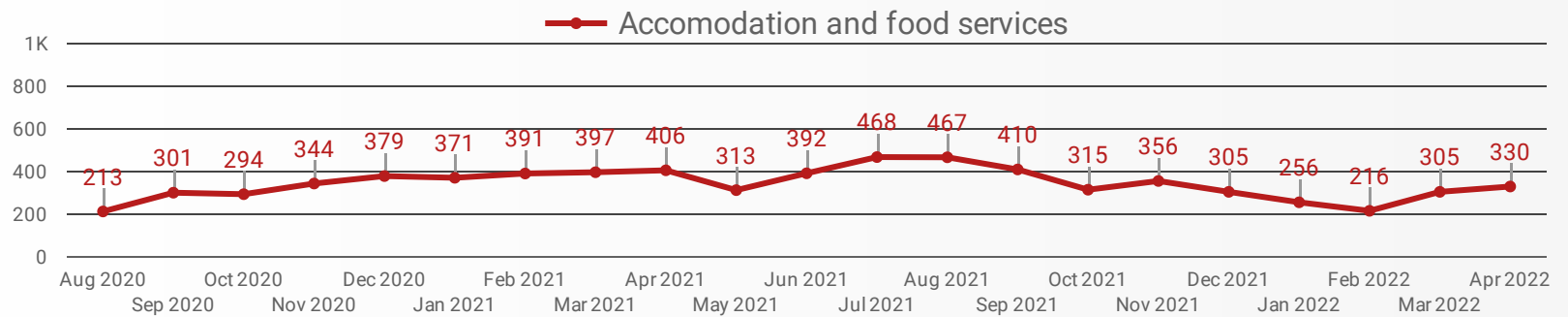
How many job postings were active for at least 1 day this month by sector?



NOTE: This graph cannot be filtered using the controls on the cover page

DEMAND BY IMPACTED SECTOR (PEEL & HALTON REGIONS)

How many job postings were active for at least 1 day this month by sector?



NOTE: This graph cannot be filtered using the controls on the cover page

JOB POSTINGS BY REGION

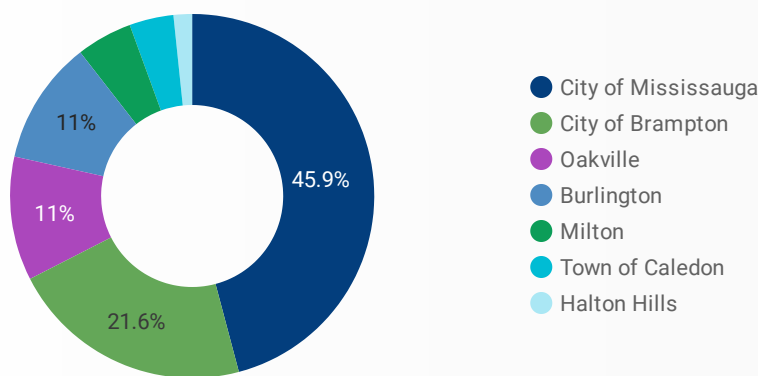
Where are job opportunities being offered?

	REGION	POSTING COUNT	AVG POSTING LENGTH IN DAYS	MEDIAN POSTING LENGTH IN DAYS
1.	Peel Region	42,468	20.3	20.5
2.	Halton Region	17,013	19.3	20.5

JOB POSTINGS BY MUNICIPALITY

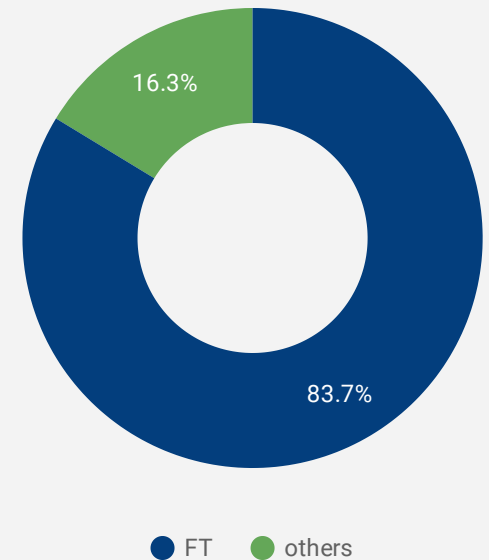
Where are job opportunities being offered?

	MUNICIPALITY	POSTING COUNT	AVG POSTING LENGTH IN DAYS	MEDIAN POSTING LENGTH IN DAYS
1.	City of Mississauga	27,282	20.2	20.83
2.	City of Brampton	12,852	20.4	19.83
3.	Oakville	6,547	19.9	20.5
4.	Burlington	6,537	19.4	20.5
5.	Milton	2,949	18.5	15.24
6.	Town of Caledon	2,334	21.2	20.5
7.	Halton Hills	980	18.2	19.83



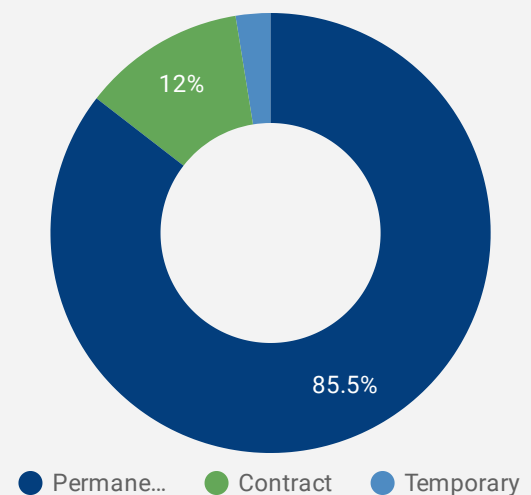
JOB TYPE

Full-time vs Part-time



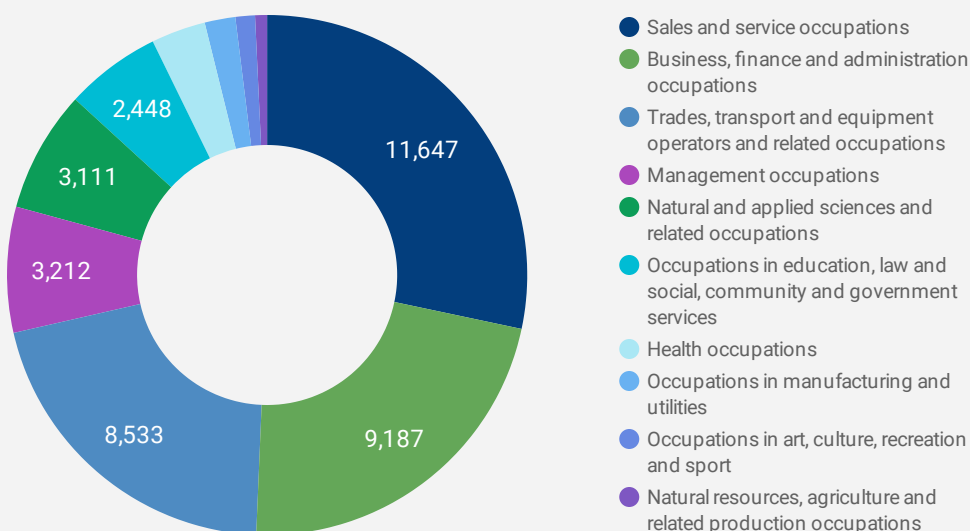
JOB DURATION

Permanency of jobs posted



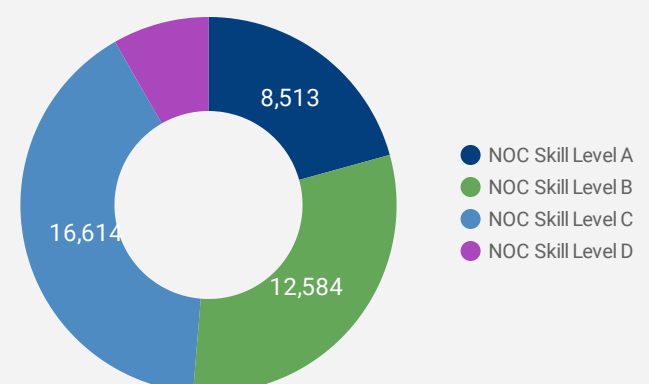
JOB POSTINGS BY SKILL TYPE

What skill type is being recruited?



JOB POSTS BY SKILL LEVEL

What education do occupations typically require?



Skill Level A = Usually University education | Skill Level B = Usually College education or Apprenticeship training | Skill Level C = Usually Secondary education or occupation-specific training | Skill Level D = Usually on-the-job training

TOP HIRING COMPANIES & AGENCIES

What companies are hiring?

	COMPANY	POSTINGS ▾	AVERAGE POSTING DURATION IN DAYS	MEDIAN POSTING DURATION IN DAYS
1.	Randstad Canada	1,842	38.5	21
2.	Varsity Tutors	620	2.1	2
3.	Halton Healthcare	403	22.0	21
4.	Trillium Health Partners	379	12.5	9
5.	Adecco Canada	332	20.6	21
6.	Walmart	326	2.4	2
7.	Halton Healthcare Services	325	15.3	15
8.	Maxi	287	6.1	7
9.	Peel District School Board	254	10.8	4
10.	Walmart Canada	250	19.9	21
11.	AppleOne	249	16.4	21
12.	Breakaway Staffing Solutions	239	9.4	9
13.	Loblaw Companies Limited	234	19.2	21
14.	Michael Page CA	226	7.7	6
15.	Rogers Communications Canada Inc.	210	14.6	15
16.	ABL Employment	195	21.2	21
17.	ProValue	192	null	null
18.	Lowe's	191	8.8	7
19.	Shoppers Drug Mart	183	7.9	7
20.	Home Depot of Canada Inc.	181	10.5	9
21.	ROGERS COMMUNICATIONS	177	29.7	21
22.	Loblaw	163	7.0	7
23.	CHARGER LOGISTICS	162	3.3	2
24.	Cognizant	162	21.3	21
25.	The Home Depot Canada	161	18.1	21
26.	Vaco Lannick	159	3.8	2
27.	TJX Companies, Inc.	147	18.2	16
28.	Royal Bank of Canada	145	18.3	21
29.	TD	143	14.8	15
30.	Sienna Living	140	22.9	20
31.	...	137	13.0	21

TOP HOURLY WAGES IN JOB POSTINGS

What are employers willing to pay to find the perfect candidate?

of Minimum Wage Jobs
915

	JOB TITLE	COMPANY	LOCATION	WAGE VALUE ▾
1.	Psychologist	Total Health & Sports Performance	City of Brampton	98 
2.	Gas Technician G3 Or G2	Perfect Flame Gas Services	City of Brampton	95 
3.	Speech-language Pathologist	Speech Link	City of Mississauga	94 
4.	Program Manager (pgmp) (agile, Salesforce, Visualforce Pages)	COMPEST SOLUTIONS INDIA PRIVATE LIMITED	City of Mississauga	90 
5.	Full Stack Lead â€œ React Js & Node Js	Indus Technologies Ltd.	City of Mississauga	90 
6.	Data Experts	Indus Technologies Ltd.	City of Mississauga	90 
7.	Interim Director Marketing & Communications Jobs In Mississauga	Robert Half Canada	City of Mississauga	83 
8.	Sap Mdm Data Analyst	HRC Global Services	City of Mississauga	80 
9.	Tibco Administrator	Lotus Technology Group Inc	City of Mississauga	80 
10.	Intermediate Project Manager	TEKsystems	City of Brampton	80 
11.	It Project Manager	Progression3	City of Mississauga	80 
12.	Desktop Support Technician	Showman Sphere Inc	City of Mississauga	80 
				1 - 100 / 14433 < >

TOP SALARIES IN JOB POSTINGS

What are employers willing to pay to find the perfect candidate?

	JOB TITLE	COMPANY	LOCATION	WAGE VALUE ▾
1.	Family Physician	BGMC	City of Mississauga	350,000 
2.	Physician	Systemic Healthcare Solutions	City of Mississauga	350,000 
3.	Physician, Family	BGMC	City of Mississauga	350,000 
4.	Seeking Pt Orthodontist For Gp Ortho Program	Dental Office	Halton Hills	350,000 
5.	Team Owner Operator - Dedicated Vancouver Runs (all Fuel Paid By Us)	Service Pro Truck Lines	City of Mississauga	300,000 
6.	Team Owner Operator - Dedicated P2p Vancouver/calgary Runs (all Fuel Paid)	Service Pro Truck Lines	City of Mississauga	300,000 
7.	Outside Sales Representative	AtlasCare - Bosco Home Services	Oakville	300,000 
8.	Team Owner Operator (or Single) For Vancouver/calgary Runs (all Fuel Paid)	Service Pro Truck Lines	City of Mississauga	300,000 
9.	Family Physician - Brampton, On	Jack Nathan Health	City of Brampton	300,000 
				1 - 100 / 18308 < >

TOP IN-DEMAND SKILLS

How many times were these skills found in job postings?

ACTIVE JOB POSTINGS THIS MONTH

59,807

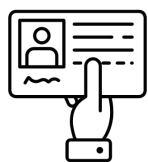


KEY JOB REQUIREMENTS

How often are these requirements desired in job postings?

ACTIVE JOB POSTINGS THIS MONTH

59,807



Driver's License

913



First Aid

1,344



Regular Access to a Vehicle

1,406



Criminal Record Check

2,333



Microsoft Office

4,786



Food Safety

1,179

JOB POSTINGS BY 4-DIGIT NOC, SKILL LEVEL, FREQUENCY & DURATION

What jobs are hard-to-fill and/or in-demand?

	4-DIGIT NOC CODE	4-DIGIT NOC LABEL	OCCUPATION'S SKILL LEVEL	POSTING COUNT	AVG POSTING LENGTH IN DAYS	MEDIAN POSTING LENGTH IN DAYS
1.	6421	Retail salespersons	NOC Skill Level C	3,493	18	19.83
2.	7452	Material handlers	NOC Skill Level C	3,127	19	20.83
3.	7511	Transport truck drivers	NOC Skill Level C	1,716	20	15.24
4.	6552	Other customer and information services representatives	NOC Skill Level C	1,440	19	20.5
5.	1221	Administrative officers	NOC Skill Level B	1,061	29	20.83
6.	6322	Cooks	NOC Skill Level B	891	29	20.83
7.	6711	Food counter attendants, kitchen helpers and related support occupations	NOC Skill Level D	830	19	20.83
8.	621	Retail and wholesale trade managers	NOC Skill Level A	747	19	20.5
9.	4216	Other instructors	NOC Skill Level B	743	7	1.99
10.	1241	Administrative assistants	NOC Skill Level B	735	29	20.83
11.	1414	Receptionists	NOC Skill Level C	688	19	20.83
12.	1215	Supervisors, supply chain, tracking and scheduling co-ordination occupations	NOC Skill Level B	599	22	20.83
13.	7514	Delivery and courier service drivers	NOC Skill Level C	574	18	15.24
14.	4412	Home support workers, housekeepers and related occupations	NOC Skill Level C	573	22	20.5
15.	1521	Shippers and receivers	NOC Skill Level C	559	19	20.83
16.	2173	Software engineers and designers	NOC Skill Level A	547	20	14.56
17.	6731	Light duty cleaners	NOC Skill Level D	524	21	20.83
18.	1311	Accounting technicians and bookkeepers	NOC Skill Level B	514	33	20.83
19.	6622	Store shelf stockers, clerks and order fillers	NOC Skill Level D	505	17	20.5
20.	7321	Automotive service technicians, truck and bus mechanics and mechanical repairers	NOC Skill Level B	482	23	20.5
21.	1223	Human resources and recruitment officers	NOC Skill Level B	396	22	20.83
22.	6411	Sales and account representatives - wholesale trade (non-technical)	NOC Skill Level C	396	20	20.83
23.	1122	Professional occupations in business management consulting	NOC Skill Level A	385	19	20.5
24.	6513	Food and beverage servers	NOC Skill Level C	371	20	20.83
25.	1123	Professional occupations in advertising, marketing and public relations	NOC Skill Level A	364	20	20.83
26.	1114	Other financial officers	NOC Skill Level A	352	20	20.5
27.	6231	Insurance agents and brokers	NOC Skill Level B	317	19	19.94
28.	2153	Urban and land use planners	NOC Skill Level A	314	20	20.5

JOB POSTINGS BY 3-DIGIT NOC, SKILL LEVEL, FREQUENCY & DURATION

What jobs are hard to fill and/or in-demand?

	3-DIGIT NOC CODE	3-DIGIT NOC LABEL	OCCUPATION'S SKILL LEVEL	POSTING COUNT ▾	AVG POSTING LENGTH IN DAYS	MEDIAN POSTING LENGTH IN DAYS
1.	642	Retail salespersons	NOC Skill Level C	3,493	18	19.83
2.	745	Longshore workers and material handlers	NOC Skill Level C	3,127	19	20.83
3.	751	Motor vehicle and transit drivers	NOC Skill Level C	2,334	20	15.24
4.	122	Administrative and regulatory occupations	NOC Skill Level B	1,855	26	20.83
5.	655	Customer and information services representatives	NOC Skill Level C	1,442	19	20.5
6.	152	Supply chain logistics, tracking and scheduling co-ordination occupations	NOC Skill Level C	1,312	19	20.83
7.	217	Computer and information systems professionals	NOC Skill Level A	1,244	20	14.69
8.	421	Paraprofessional occupations in legal, social, community and education services	NOC Skill Level B	1,089	10	1.99
9.	632	Chefs and cooks	NOC Skill Level B	1,088	29	20.83
10.	112	Human resources and business service professionals	NOC Skill Level A	1,008	19	20.5
11.	111	Auditors, accountants and investment professionals	NOC Skill Level A	972	19	18.4
12.	673	Cleaners	NOC Skill Level D	948	20	20.83
13.	141	General office workers	NOC Skill Level C	933	18	20.83
14.	671	Food counter attendants, kitchen helpers and related support occupations	NOC Skill Level D	830	19	20.83
15.	124	Office administrative assistants - general, legal and medical	NOC Skill Level B	829	29	20.83
16.	121	Administrative services supervisors	NOC Skill Level B	804	22	20.83
17.	062	Retail and wholesale trade managers	NOC Skill Level A	747	19	20.5
18.	441	Home care providers and educational support occupations	NOC Skill Level C	686	23	20.5
19.	131	Finance, insurance and related business administrative occupations	NOC Skill Level B	685	29	20.83
20.	662	Other sales support and related occupations	NOC Skill Level D	593	17	19.83
21.	011	Senior managers - construction, transportation, production and utilities	NOC Skill Level A	566	21	20.83
22.	143	Financial, insurance and related administrative support workers	NOC Skill Level C	561	19	20.83
23.	732	Automotive service technicians	NOC Skill Level B	536	26	20.5
24.	651	Occupations in food and beverage service	NOC Skill Level C	529	19	20.83
25.	723	Machining, metal forming, shaping and erecting trades	NOC Skill Level B	473	26	20.83
26.	623	Insurance, real estate and financial sales occupations	NOC Skill Level B	427	19	20.5
27.	228	Technical occupations in computer and information systems	NOC Skill Level B	414	23	20.83
28.	071	Managers in customer and personal services, n.e.c.	NOC Skill Level A	414	20	20.5

JOB POSTINGS BY 2-DIGIT NOC, SKILL LEVEL, FREQUENCY & DURATION

What jobs are hard to fill and/or in-demand?

	2-DIGIT NOC CODE	2-DIGIT NOC LABEL	OCCUPATION'S SKILL LEVEL	POSTING COUNT ▾	AVG POSTING LENGTH IN DAYS	MEDIAN POSTING LENGTH IN DAYS
1.	64	Sales representatives and salespersons - wholesale and retail trade	NOC Skill Level C	3,889	18	20.5
2.	12	Administrative and financial supervisors and administrative occupations	NOC Skill Level B	3,511	25	20.83
3.	74	Other installers, repairers and servicers and material handlers	NOC Skill Level C	3,230	20	20.83
4.	75	Transport and heavy equipment operation and related maintenance occupations	NOC Skill Level C	2,484	20	15.24
5.	65	Service representatives and other customer and personal services occupations	NOC Skill Level C	2,482	19	20.83
6.	21	Professional occupations in natural and applied sciences	NOC Skill Level A	2,047	21	15.67
7.	11	Professional occupations in business and finance	NOC Skill Level A	1,980	19	20.5
8.	67	Service support and other service occupations, n.e.c.	NOC Skill Level D	1,822	20	20.83
9.	63	Service supervisors and specialized service occupations	NOC Skill Level B	1,745	30	20.83
10.	14	Office support occupations	NOC Skill Level C	1,651	19	20.83
11.	72	Industrial, electrical and construction trades	NOC Skill Level B	1,489	29	20.83
12.	15	Distribution, tracking and scheduling co-ordination occupations	NOC Skill Level C	1,360	19	20.83
13.	06	Middle management occupations in retail and wholesale trade and customer services	NOC Skill Level A	1,146	21	20.83
14.	01	Senior managers - construction, transportation, production and utilities	NOC Skill Level A	1,116	25	20.83
15.	42	Paraprofessional occupations in legal, social, community and education services	NOC Skill Level B	1,089	10	1.99
16.	22	Technical occupations related to natural and applied sciences	NOC Skill Level B	1,064	22	20.83
17.	73	Maintenance and equipment operation trades	NOC Skill Level B	1,014	26	19.94
18.	62	Retail sales supervisors and specialized sales occupations	NOC Skill Level B	936	21	19.94
19.	66	Sales support occupations	NOC Skill Level D	773	17	15.51
20.	44	Care providers and educational, legal and public protection support occupations	NOC Skill Level C	689	23	20.5
21.	13	Finance, insurance and related business administrative occupations	NOC Skill Level B	685	29	20.83
22.	32	Technical occupations in health	NOC Skill Level B	624	18	20.31
23.	07	Managers in customer and personal services, n.e.c.	NOC Skill Level A	540	22	20.83
24.	41	Professional occupations in law and social, community and government services	NOC Skill Level A	530	23	20.83
25.	31	Professional occupations in health (except nursing)	NOC Skill Level A	389	18	20.17
26.	52	Technical occupations in art, culture, recreation and sport	NOC Skill Level B	353	21	20.5
27.	76	Trades helpers, construction labourers and related occupations	NOC Skill Level D	316	22	16.53

MULTILINGUAL JOB POSTINGS BY THE NUMBERS

ACTIVE POSTINGS
4,277

NEW POSTINGS
2,877

COMPANIES
1,382

JOB LANGUAGES
12

OF DAYS POSTED

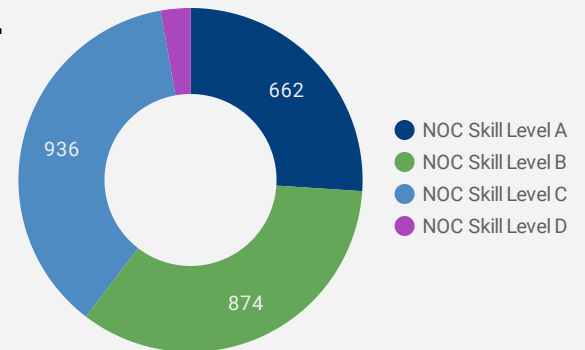
AVERAGE
17.5

MEDIAN
21

MULTILINGUAL JOB POSTINGS BY SKILL LEVEL

What language skills are employers looking for by occupational skill level?

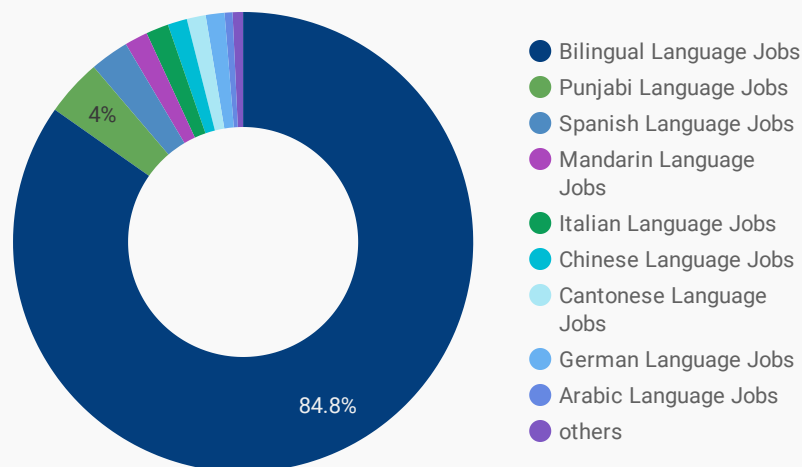
- 662** Skill Level A - Management/ Professional Occupations usually requiring University
- 874** Skill Level B - Usually college education or apprenticeship training
- 936** Skill Level C - Usually secondary education or occupation-specific training
- 71** Skill Level D - Usually on-the-job training



LANGUAGES	NOC Skill Level A	NOC Skill Level B	NOC Skill Level C	NOC Skill Level D
Bilingual Language Jobs	574	677	743	38
Punjabi Language Jobs	16	56	57	13
Spanish Language Jobs	17	31	23	2
Mandarin Language Jobs	14	24	27	
Italian Language Jobs	7	28	23	5
Chinese Language Jobs	16	16	13	8
Cantonese Language Jobs	5	17	22	

LANGUAGE SKILLS BREAKDOWN

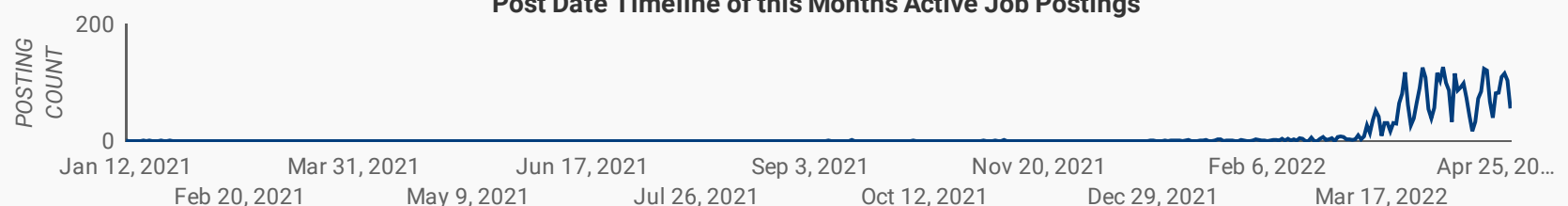
Which kinds of language skills do employers seek?



LANGUAGES	POSTING COUNT
1. Bilingual Language Jobs	3,605
2. Punjabi Language Jobs	178
3. Spanish Language Jobs	108
4. Mandarin Language Jobs	75
5. Italian Language Jobs	75
6. Chinese Language Jobs	68
7. Cantonese Language Jobs	62

1 - 12 / 12 < >

Post Date Timeline of this Month's Active Job Postings



LANGUAGE SKILLS BEING RECRUITED BY SKILL TYPE

What language skills are sought by 1-Digit NOC?

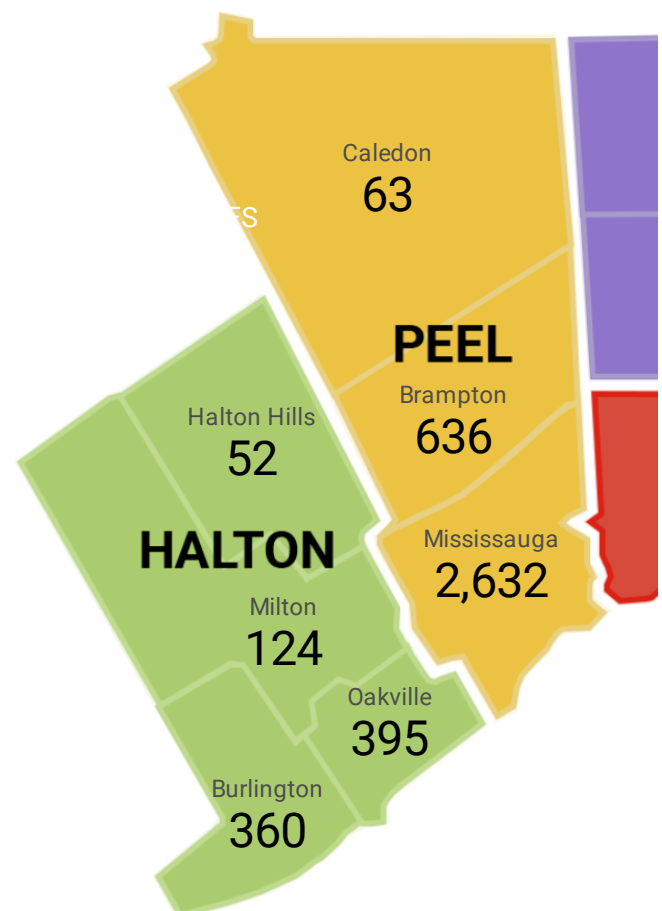
SKILL TYPE NAME	French La...	Punjabi L...	Spanish ...	Mandarin...	Italian La...	Chinese ...	Grand total
Business, finance and administration occu...	622	61	29	24		8	787
Health occupations	112	6		1		2	122
Management occupations	224	4	4	10	7	2	253
Natural and applied sciences and related o...	127	1	12	2	1	2	153
Natural resources, agriculture and related ...	1						1
Occupations in art, culture, recreation and ...	13	1	2			1	18
Occupations in education, law and social, ...	195	17	3	3	5	8	240
Occupations in manufacturing and utilities	2		1		3		6
Sales and service occupations	663	34	21	23	44	24	855
Trades, transport and equipment operator...	73	18	1	2	3	6	108
Grand total	2,032	142	73	65	63	53	2,543

MULTILINGUAL JOB POSTINGS BY MUNICIPALITY

What language skills are sought by 4-Digit NOC?

MUNICIPALITY	JOB LANGUAGES	AVG POSTING LENGTH IN DAYS	MEDIAN POSTING LENGTH IN DAYS
1. City of Mississauga	2,632	20.2	20.83
2. City of Brampton	636	20.4	19.83
3. Oakville	395	19.9	20.5
4. Burlington	360	19.4	20.5
5. Milton	124	18.5	15.24
6. Town of Caledon	63	21.2	20.5
7. Halton Hills	52	18.2	19.83

REGION	JOB LANGUAGES	AVG POSTING LENGTH IN DAYS	MEDIAN POSTING LENGTH IN DAYS
1. Peel Region	3,331	20.3	20.5
2. Halton Region	931	19.3	20.5



LANGUAGE DEMAND BY JOB

What language skills are sought by 4-Digit NOC?

4 DIGIT NOC NAME		POSTINGS ▾
1.	Other customer and information service...	301
2.	Retail salespersons	233
3.	Administrative officers	103
4.	Other instructors	98
5.	Human resources and recruitment officers	72
6.	Administrative assistants	67
7.	School principals and administrators of ...	65
8.	Insurance agents and brokers	64
9.	User support technicians	54
10.	Cooks	48
11.	Professional occupations in business m...	46
12.	Retail and wholesale trade managers	46
13.	Receptionists	45
14.	Professional occupations in advertising, ...	42
15.	Sales and account representatives - whol...	41
16.	Human resources professionals	37
17.	Social and community service workers	36
18.	Supervisors, supply chain, tracking and s...	34
19.	Payroll administrators	30
20.	Advertising, marketing and public relatio...	29
21.	Other financial officers	29
22.	Urban and land use planners	27
23.	Purchasing agents and officers	26
24.	Delivery and courier service drivers	26
25.	Material handlers	25
26.	Food and beverage servers	25
27.	Chefs	24
28.	Dispatchers	23
29.	Food counter attendants, kitchen helpers...	23
30.	Collectors	23
31.	Business development officers and mark...	22
1 - 100 / 194		< >

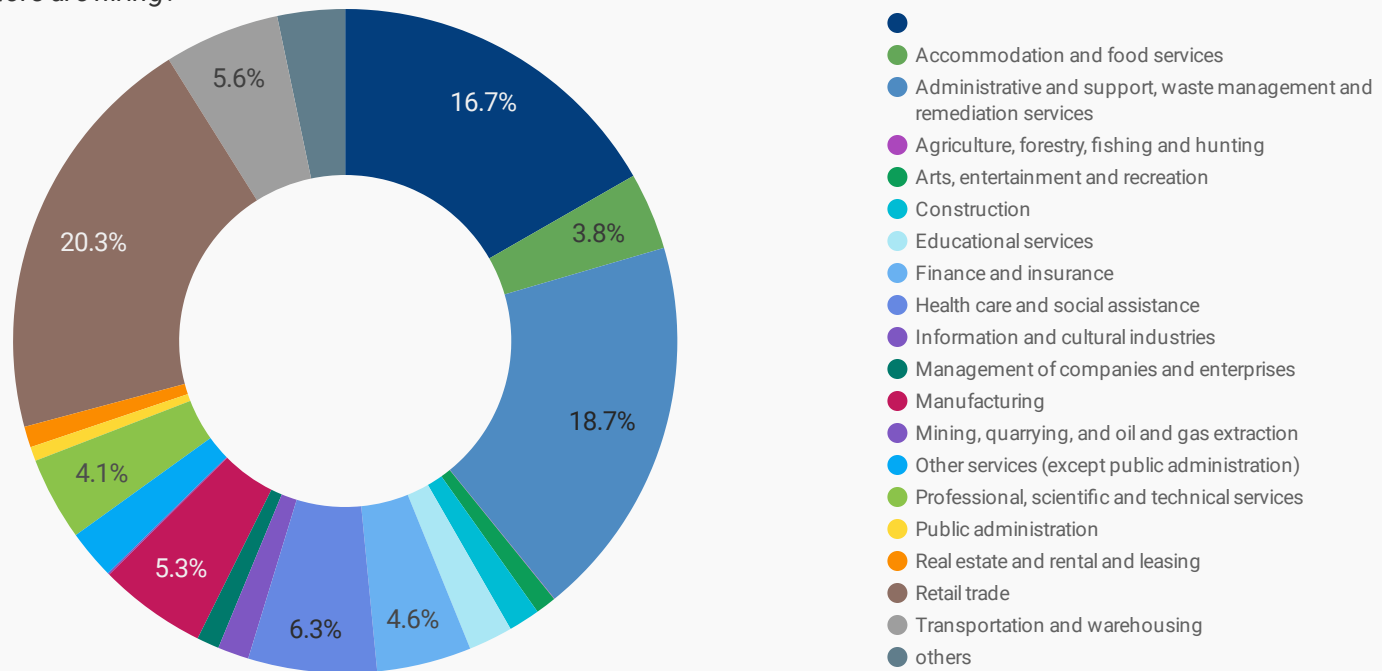
MULTILINGUAL HIRING EMPLOYERS

Which employers are seeking multilingual candidates?

COMPANY		POSTINGS ▾
1.	Trillium Health Partners	360
2.	Bell	115
3.	Varsity Tutors	71
4.	Bell Canada	66
5.	Randstad Canada	61
6.	Liquor Control Board of Ontario	47
7.	Royal Bank of Canada	41
8.	Kijiji Jobs	40
9.	FEDEX	31
10.	Adecco Canada	30
11.	FedEx Express	29
12.	Shoppers Drug Mart	27
13.	McKesson	26
14.	myGwork	25
15.	Halton District School Board	24
16.	Unique Workforce Solution	23
17.	ERINOAKKIDS CENTRE FOR TREATMENT AND DEVELOPMENT	22
18.	Shoppers Drug Mart / Pharmaprix	21
19.	La Source	20
20.	BilingualOne	20
21.	Sobeys	19
22.	IPEX	18
23.	Reitmans	18
24.	Desjardins	18
25.	CONSUMER & SMB/MARCHÉ% CONSOMMATEUR & PME	18
26.	BELL BUSINESS MARKETS	18
27.	McKesson Canada	17
28.	Laura Canada	17
1 - 50 / 1385		< >

TOP HIRING SECTORS BY 2-DIGIT NAICS CODE

What sectors are hiring?



	NAICS CODE	2-DIGIT NAICS LABEL	POSTING COUNT	AVG POSTING LENGTH IN DAYS	MEDIAN POSTING LENGTH IN DAYS
1.	56	Administrative and support, waste management and remediation services	3,585	26.5	21
2.	44-45	Retail trade	3,214	15.7	15
3.	0	0	1,791	7.9	7
4.	62	Health care and social assistance	1,073	19.2	21
5.	31-33	Manufacturing	940	21.0	21
6.	48-49	Transportation and warehousing	929	17.3	15
7.	52	Finance and insurance	746	17.4	20
8.	54	Professional, scientific and technical services	718	20.6	21
9.	72	Accommodation and food services	699	26.3	21
10.	41	Wholesale trade	489	22.2	21
11.	81	Other services (except public administration)	446	19.8	20
12.	61	Educational services	336	15.0	6
13.	23	Construction	293	26.5	21
14.	51	Information and cultural industries	270	21.8	21
15.	55	Management of companies and enterprises	190	22.2	21
16.	53	Real estate and rental and leasing	170	19.9	21
17.	71	Arts, entertainment and recreation	162	19.9	21
18.	91	Public administration	108	17.0	21
19.	22	Utilities	62	20.5	21
20.	21	Mining, quarrying, and oil and gas extraction	8	13.1	13

NOTE: NAICS code 56 includes Employment Agencies. Manufacturing includes codes 31-33, Retail Trade includes codes 44-45 and Transportation and Warehousing includes codes 48-49.

TOP HIRING SECTORS BY 3-DIGIT NAICS CODE

What sectors are hiring?

	NAICS CODE	3-DIGIT NAICS LABEL	POSTING COUNT ▾	AVERAGE POSTING LENGTH IN DAYS	MEDIAN POSTING LENGTH IN DAYS
1.	561	Administrative and support services	3,560	26.6	20.83
2.			1,791	7.9	6.67
3.	621	Ambulatory health care services	753	19.8	20.5
4.	541	Professional, scientific and technical services	718	20.6	20.83
5.	722	Food services and drinking places	671	26.6	20.83
6.	522	Credit intermediation and related activities	602	17.1	18.07
7.	445	Food and beverage stores	522	19.2	20.5
8.	452	General merchandise stores	490	7.4	2.84
9.	448	Clothing and clothing accessories stores	451	19.9	20.83
10.	493	Warehousing and storage	385	9.5	7.02
11.	443	Electronics and appliance stores	374	24.5	20.83
12.	611	Educational services	336	15.0	6.16
13.	453	Miscellaneous store retailers	319	15.6	14.96
14.	484	Truck transportation	316	24.9	20.83
15.	446	Health and personal care stores	300	12.6	14.56
16.	442	Furniture and home furnishings stores	270	15.5	14.96
17.	444	Building material and garden equipment and supplies dealers	246	10.2	8.3
18.	441	Motor vehicle and parts dealers	209	19.5	20.83
19.	551	Management of companies and enterprises	190	22.2	20.83
20.	811	Repair and maintenance	169	26.0	15.25
21.	623	Nursing and residential care facilities	160	16.6	20.5
22.	812	Personal and laundry services	154	13.5	14.96
23.	713	Amusement, gambling and recreation industries	153	19.9	20.83
24.	238	Specialty trade contractors	153	23.4	20.83
25.	333	Machinery manufacturing	145	21.6	20.83
26.	417	Machinery, equipment and supplies merchant wholesalers	126	20.6	20.83
27.	517	Telecommunications	126	20.5	15.94
28.	813	Religious, grant-making, civic, and professional and similar organizations	123	20.2	20.83
29.	336	Transportation equipment manufacturing	120	13.3	14.7
30.	325	Chemical manufacturing	119	28.6	20.83
31.	488	Support activities for transportation	116	27.1	20.83

TOP HIRING SECTORS BY 4-DIGIT NAICS CODE

What sectors are hiring?

	NAICS CODE	4-DIGIT NAICS LABEL	POSTING COUNT ▾	AVERAGE POSTING LENGTH IN DAYS	MEDIAN POSTING DAYS IN LENGTH
1.	5613	Employment services	3,408	27.0	20.83
2.			1,791	7.9	6.67
3.	7225	Full-service restaurants and limited-service eating places	602	27.6	20.83
4.	5221	Depository credit intermediation	577	17.2	18.46
5.	4521	Department stores	421	5.9	2.69
6.	4451	Grocery stores	411	19.0	20.5
7.	4481	Clothing stores	401	19.4	20.83
8.	6211	Offices of physicians	390	21.7	20.5
9.	4931	Warehousing and storage	385	9.5	7.02
10.	4431	Electronics and appliance stores	374	24.5	20.83
11.	4461	Health and personal care stores	300	12.6	14.56
12.	4841	General freight trucking	290	24.7	20.83
13.	4441	Building material and supplies dealers	238	10.0	8.16
14.	5413	Architectural, engineering and related services	237	24.3	20.83
15.	6117	Educational support services	227	12.1	4.16
16.	5511	Management of companies and enterprises	190	22.2	20.83
17.	4422	Home furnishings stores	189	14.7	14.96
18.	4411	Automobile dealers	188	18.8	20.83
19.	5416	Management, scientific and technical consulting services	162	20.2	19.83
20.	7139	Other amusement and recreation industries	152	19.9	20.83
21.	4539	Other miscellaneous store retailers	151	15.5	14.96
22.	4532	Office supplies, stationery and gift stores	146	15.0	14.56
23.	8121	Personal care services	132	12.8	14.96
24.	6233	Community care facilities for the elderly	128	15.8	19.94
25.	6213	Offices of other health practitioners	115	19.2	20.83
26.	5179	Other telecommunications	112	20.7	15.92
27.	8111	Automotive repair and maintenance	107	39.0	20.83
28.	5417	Scientific research and development services	99	16.6	20.83
29.	9139	Other local, municipal and regional public administration	97	17.0	20.83
30.	5242	Agencies, brokerages and other insurance related activities	83	19.1	20.83
31.	4421	Furniture stores	81	17.5	20.17

TOP HIRING SECTORS BY 5-DIGIT NAICS CODE

What sectors are hiring?

	NAICS CODE	5-DIGIT NAICS LABEL	POSTING COUNT ▾	AVERAGE POSTING LENGTH IN DAYS	MEDIAN POSTING LENGTH IN DAYS
1.	56131	Employment placement agencies and executive search services	3,312	27.2	20.83
2.			1,791	7.9	6.67
3.	72251	Full-service restaurants and limited-service eating places	602	27.6	20.83
4.	52211	Banking	566	17.3	18.35
5.	45211	Department stores	421	5.9	2.69
6.	44511	Supermarkets and other grocery (except convenience) stores	403	19.0	20.5
7.	62111	Offices of physicians	390	21.7	20.5
8.	44314	Electronics and appliance stores	374	24.5	20.83
9.	49311	General warehousing and storage	289	9.9	8.21
10.	61171	Educational support services	227	12.1	4.16
11.	54133	Engineering services	209	25.0	20.83
12.	44619	Other health and personal care stores	206	9.3	8.04
13.	55111	Management of companies and enterprises	190	22.2	20.83
14.	44229	Other home furnishings stores	181	13.7	14.96
15.	44111	New car dealers	176	18.7	20.83
16.	48412	General freight trucking, long distance	160	22.8	20.83
17.	45321	Office supplies and stationery stores	141	14.8	14.56
18.	48411	General freight trucking, local	130	27.2	20.83
19.	62331	Community care facilities for the elderly	128	15.8	19.94
20.	44411	Home centres	125	8.1	6.82
21.	44819	Other clothing stores	118	20.8	18.32
22.	71394	Fitness and recreational sports centres	112	20.6	20.83
23.	51791	Other telecommunications	112	20.7	15.92
24.	45399	All other miscellaneous store retailers	104	16.7	19.83
25.	44814	Family clothing stores	102	21.3	20.83
26.	54161	Management consulting services	97	23.3	20.83
27.	91391	Other local, municipal and regional public administration	97	17.0	20.83
28.	56132	Temporary help services	96	18.0	19.55
29.	44812	Women's clothing stores	94	16.3	19.7
30.	49319	Other warehousing and storage	94	7.9	4.97
31.	54171	Research and development in the physical, engineering and life sciences	92	17.1	20.83

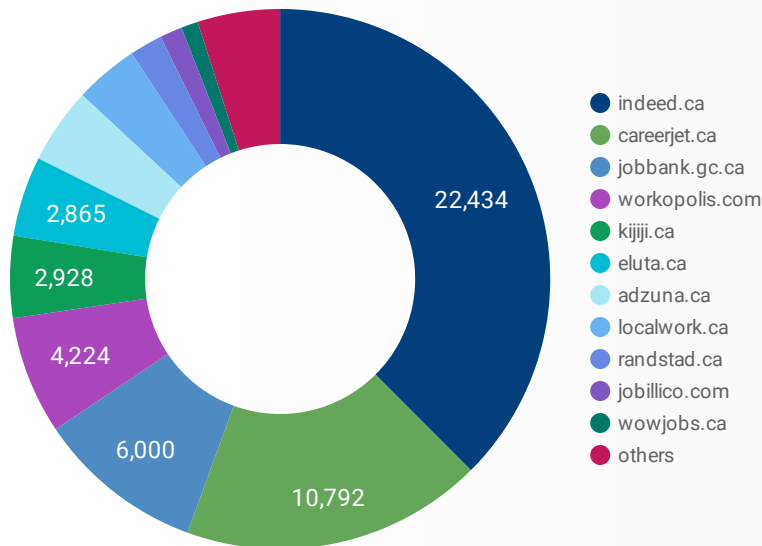
TOP HIRING SECTORS BY 6-DIGIT NAICS CODE

What sectors are hiring?

	NAICS CODE	6-DIGIT NAICS LABEL	POSTING COUNT ▾	AVG POSTING LENGTH IN DAYS	MEDIAN POSTING LENGTH IN DAYS
1.	561310	Employment placement agencies and executive search services	3,600	26.8	20.83
2.	452110	Department stores	503	5.1	2.59
3.	445110	Supermarkets and other grocery (except convenience) stores	464	18.7	20.5
4.	621110	Offices of physicians	437	21.4	20.5
5.	722511	Full-service restaurants	416	29.8	20.83
6.	522112	Corporate and institutional banking industry	405	16.7	14.7
7.	443143	Appliance, television and other electronics stores	372	24.1	20.83
8.	493110	General warehousing and storage	335	9.2	2.88
9.	722512	Limited-service eating places	261	23.7	20.83
10.	611710	Educational support services	256	10.8	4.16
11.	541330	Engineering services	235	24.9	20.83
12.	522111	Personal and commercial banking industry	234	17.4	20.5
13.	551114	Head offices	230	21.9	20.83
14.	446199	All other health and personal care stores	220	9.1	7.71
15.	442298	All other home furnishings stores	209	12.9	14.56
16.	441110	New car dealers	206	18.6	20.83
17.	453210	Office supplies and stationery stores	152	14.3	14.56
18.	484110	General freight trucking, local	143	26.1	20.83
19.	448199	All other clothing stores	140	20.3	16.72
20.	623310	Community care facilities for the elderly	137	14.5	15.1
21.	444110	Home centres	137	7.8	6.77
22.	713940	Fitness and recreational sports centres	132	19.7	20.83
23.	448140	Family clothing stores	122	21.1	20.83
24.	484121	General freight trucking, long distance, truck-load	121	21.8	20.5
25.	517919	All other telecommunications	119	20.9	16.18
26.	453999	All other miscellaneous store retailers (except beer and wine-making supplies stores)	118	16.6	16.21
27.	444130	Hardware stores	112	9.5	8.34
28.	493190	Other warehousing and storage	109	7.1	3.98
29.	561320	Temporary help services	108	17.9	19.31
30.	913910	Other local, municipal and regional public administration	106	17.4	20.83
31.	541710	Research and development in the physical, engineering and life sciences	106	16.1	20.83

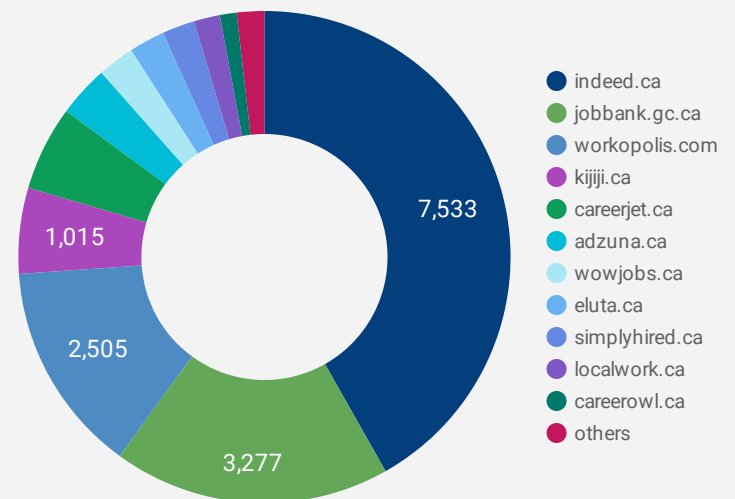
JOB POSTINGS BY JOB BOARD

What share of unique job postings appear on each job board?



COMPANIES BY JOB BOARD

What share of unique job postings appear on each job board?



JOB POSTING DETAILS BY JOB BOARD

How does job posting activity differ by job board?

	JOB BOARD	POSTING COUNT	AVG POSTING LENGTH IN DAYS	MEDIAN POSTING LENGTH IN DAYS	# OF COMPANIES
1.	indeed.ca	22,434	21	20.83	7,533
2.	careerjet.ca	10,792	19	9.8	1,001
3.	jobbank.gc.ca	6,000	42	29.34	3,277
4.	workopolis.com	4,224	15	14.96	2,505
5.	kijiji.ca	2,928	15	15.24	1,015
6.	eluta.ca	2,865	20	20.5	423
7.	adzuna.ca	2,723	15	14.56	608
8.	localwork.ca	2,285	4	1.98	309
9.	randstad.ca	1,180	55	54.3	1
10.	jobillico.com	796	14	7.95	80
11.	wowjobs.ca	608	15	14.7	436
12.	careerarc.com	604	25	17.9	32
13.	careerbuilder.ca	539	16	14.01	64
14.	simplyhired.ca	525	15	14.68	386
15.	network.applytoeducation.com	363	6	4.16	11
16.	careerowl.ca	306	135	114.13	198
17.	rncareers.ca	96	6	2.55	23
18.	retail.ca	95	19	13.67	22