

JOB DEMAND REPORT

MARCH 2022

HIGHLIGHTS

JOB POSTINGS BY THE NUMBERS

TOTAL POSTINGS	NEW THIS MONTH	COMPANIES	JOB BOARDS
61,944	38,312	14,288	34

OF DAYS POSTED

AVERAGE	MEDIAN
20.1	21

REPORT BUILDER

The default filter selection below will show all job demand data for the month. You can use the filters to create a customized report for the purpose of understanding a subset of the data.

OCCUPATION FILTERS

SKILL TYPE NAME / 1-DIGIT NOC	▼
MAJOR GROUP / 2-DIGIT NOC	▼
MINOR GROUP / 3-DIGIT NOC	▼
UNIT GROUP / 4-DIGIT NOC	▼
SKILL LEVEL	▼
JOB TYPE	▼
JOB DURATION	▼
ADDITIONAL LANGUAGE	▼
SPECIFIC JOB TAGS	▼

INDUSTRY/SECTOR FILTERS

HIRING SECTOR BY 2-DIGIT NAICS CODE	▼
HIRING SECTOR BY 3-DIGIT NAICS CODE	▼
HIRING SECTOR BY 4-DIGIT NAICS CODE	▼
HIRING SECTOR BY 5-DIGIT NAICS CODE	▼
HIRING SECTOR BY 6-DIGIT NAICS CODE	▼

OTHER FILTERS

MUNICIPALITY	▼
REGION	▼
JOB BOARD	▼

NOC = National Occupation Classification | NAICS = North American Industry Classification System

Page 1 of 20

Source:

Job posting data collected by the Peel Halton Workforce Development Group from job boards and employer websites that recruit candidates in Peel and Halton Regions.

Canada 

EMPLOYMENT ONTARIO  EMPLOI ONTARIO

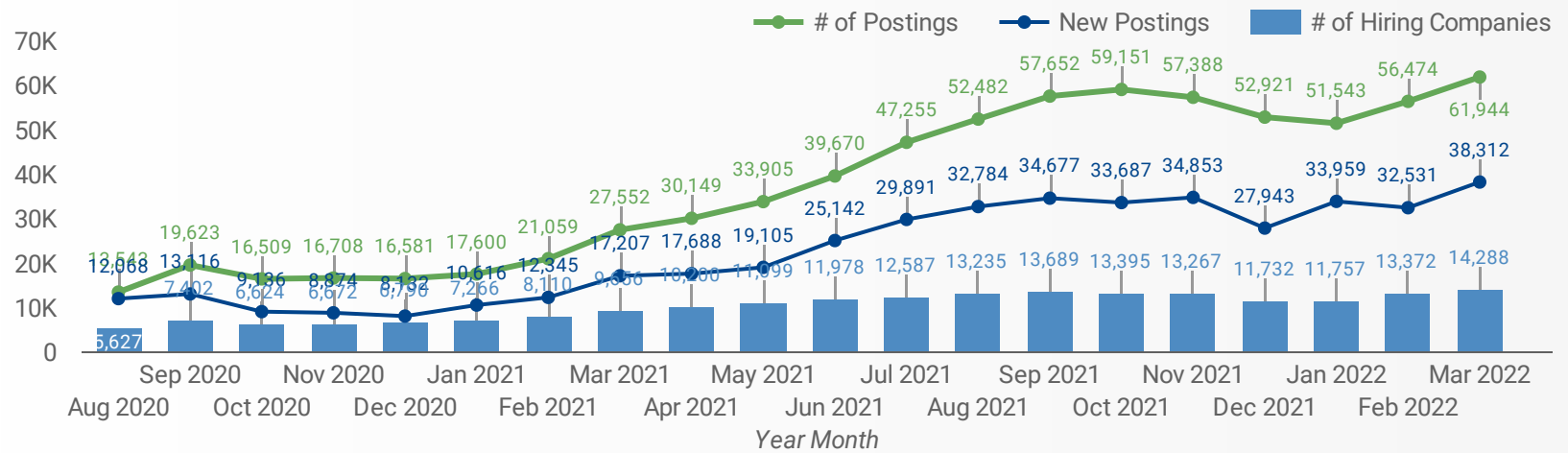
Ontario 

This Employment Ontario service is funded in part by the Government of Canada and the Government of Ontario.

Ce service Emploi Ontario est financé en partie par le gouvernement du Canada et le gouvernement de l'Ontario.

JOB POSTINGS BY MONTH FOR PEEL & HALTON REGIONS

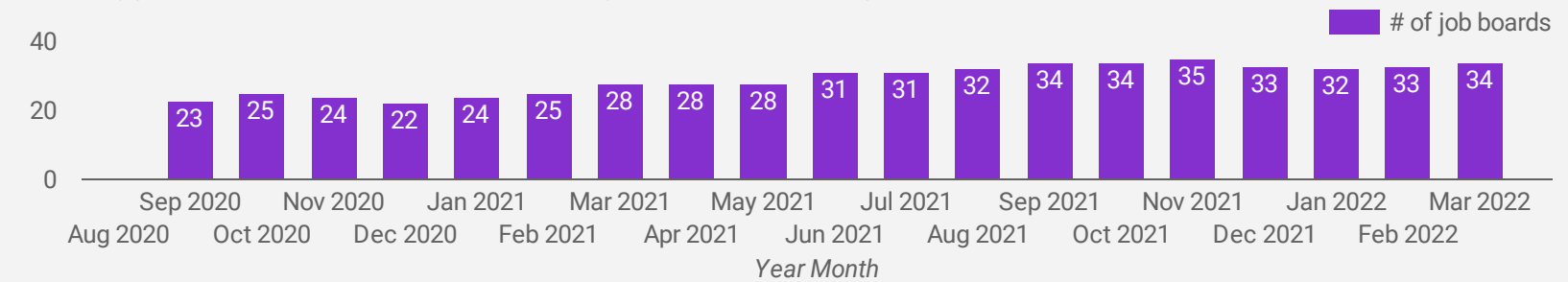
How many job postings were active for at least 1 day this month?



NOTE: This graph cannot be filtered using the controls on the cover page

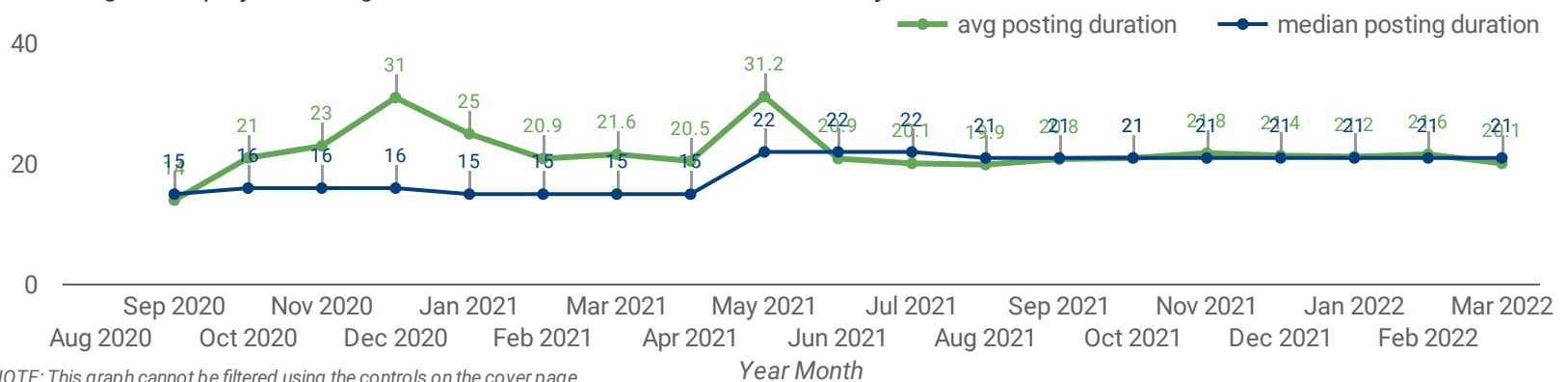
NUMBER OF ACTIVE JOB BOARDS

How many job postings were active for at least 1 day this month on these job boards?



AVG & MEDIAN POSTING LENGTH BY DAYS


How long are employers having to recruit for to find candidates to fill their job vacancies?



NOTE: This graph cannot be filtered using the controls on the cover page

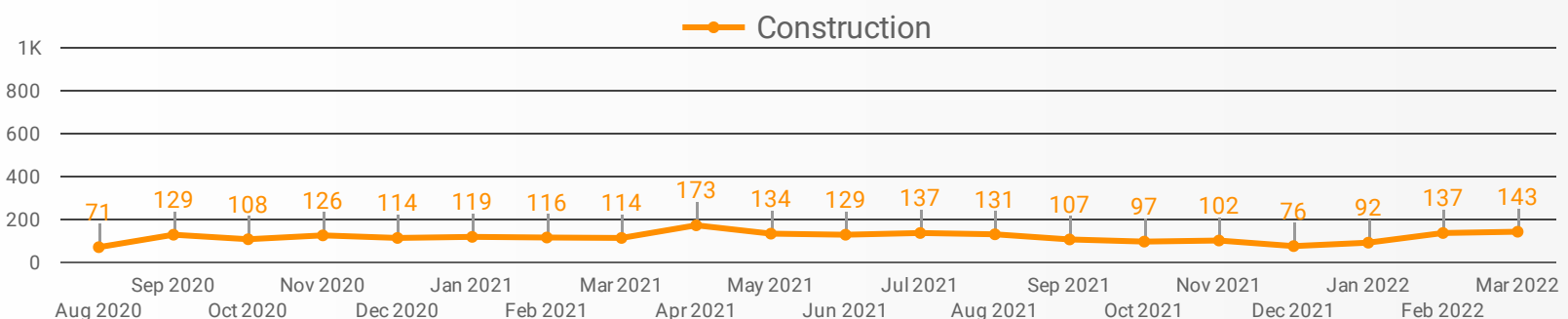
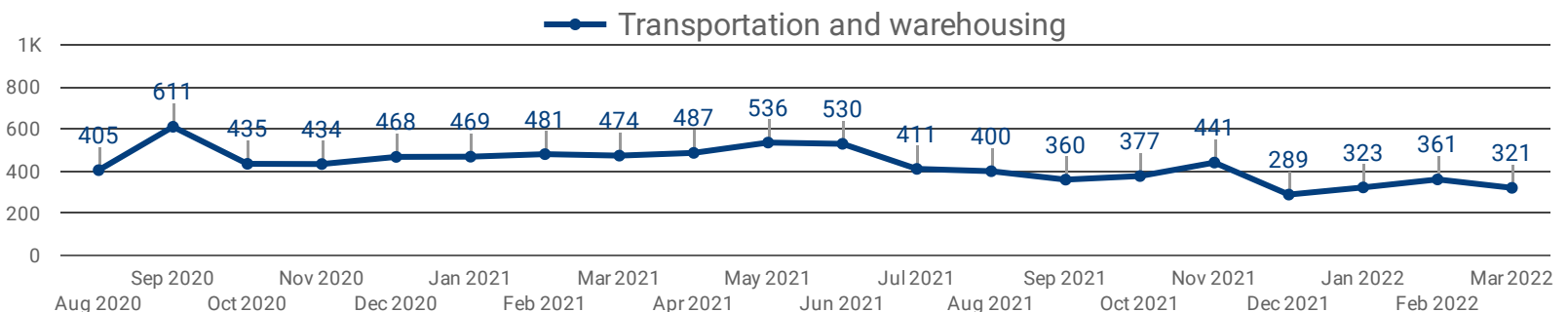
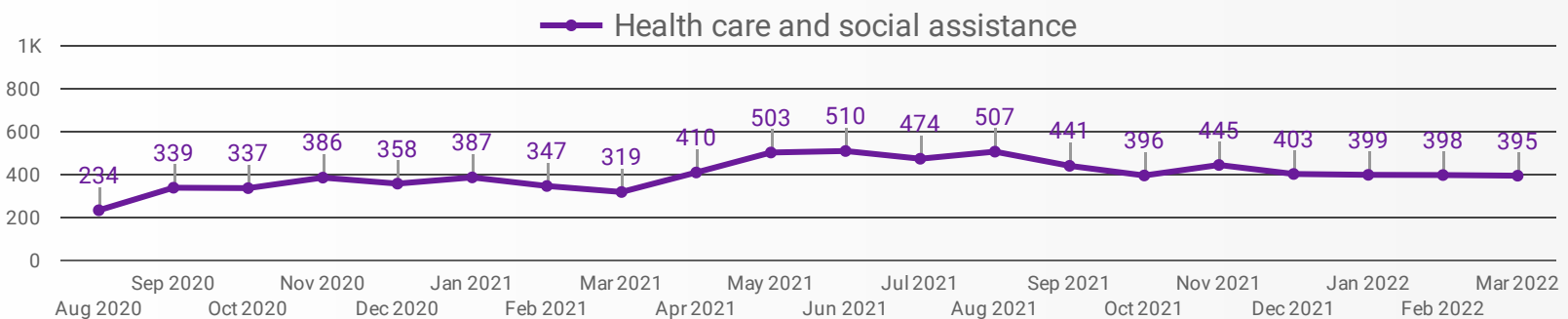
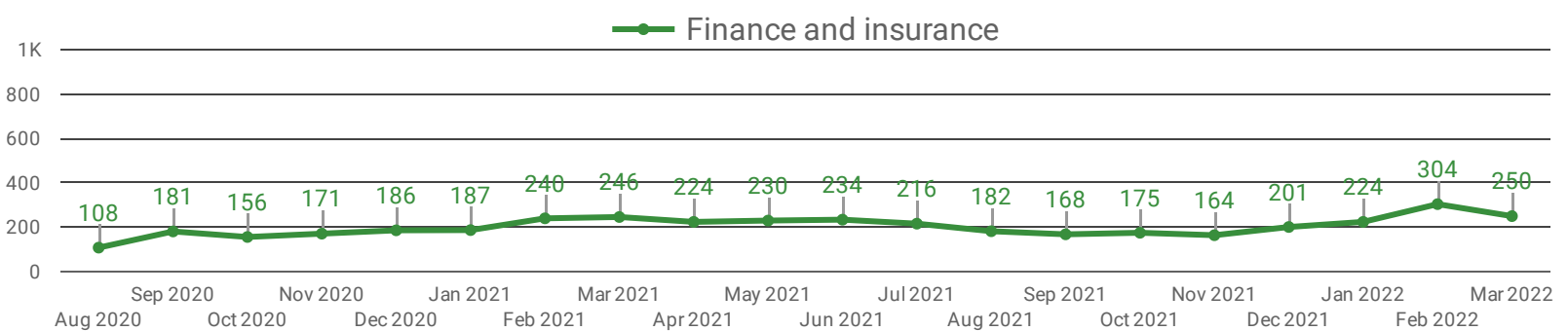
POST DATE TIMELINE FOR THIS MONTH'S ACTIVE JOB POSTINGS

How many job postings were active for at least 1 day this month?



DEMAND BY KEY SECTOR (PEEL & HALTON REGIONS)

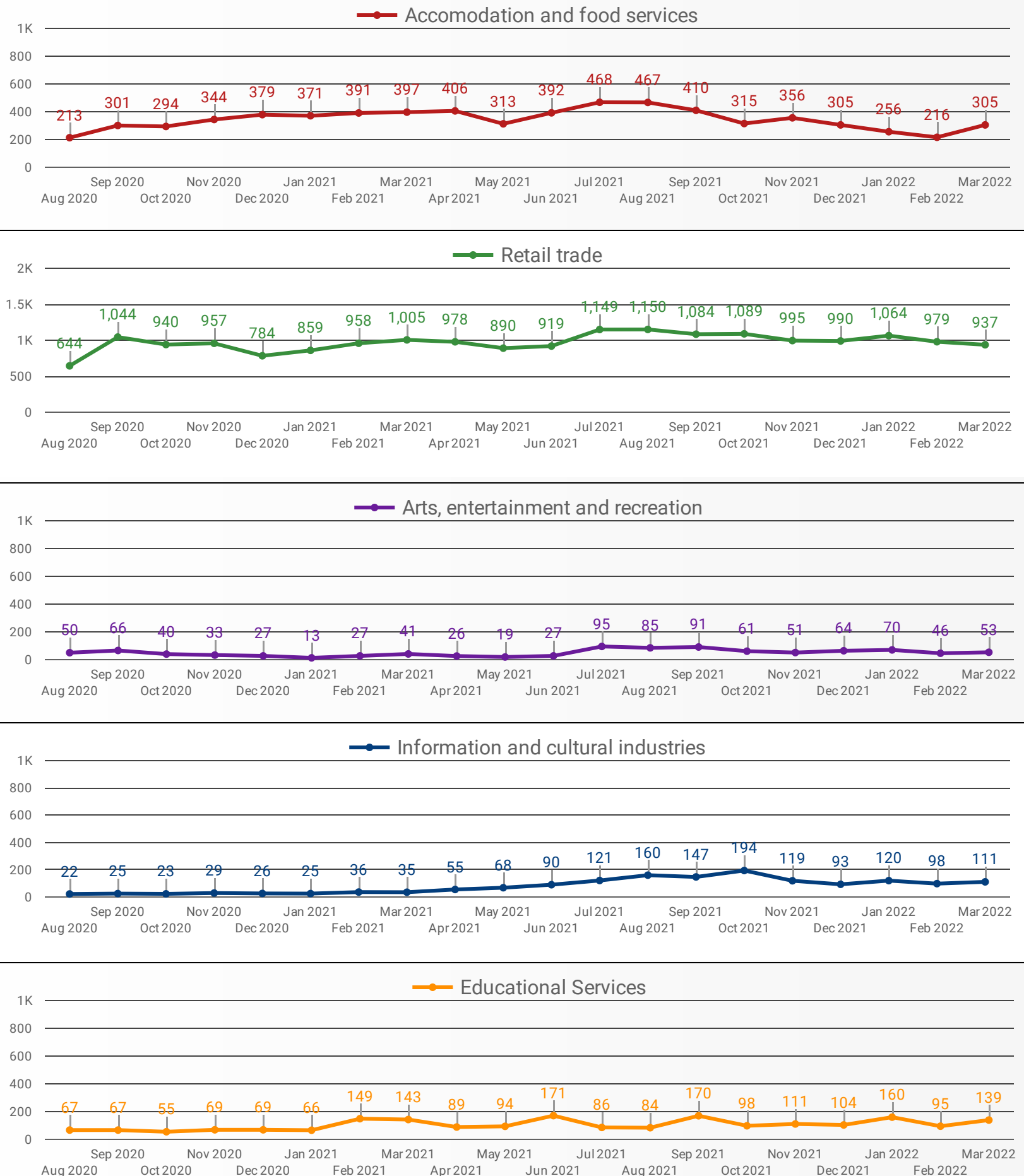
How many job postings were active for at least 1 day this month by sector?



NOTE: This graph cannot be filtered using the controls on the cover page

DEMAND BY IMPACTED SECTOR (PEEL & HALTON REGIONS)

How many job postings were active for at least 1 day this month by sector?



NOTE: This graph cannot be filtered using the controls on the cover page

JOB POSTINGS BY REGION

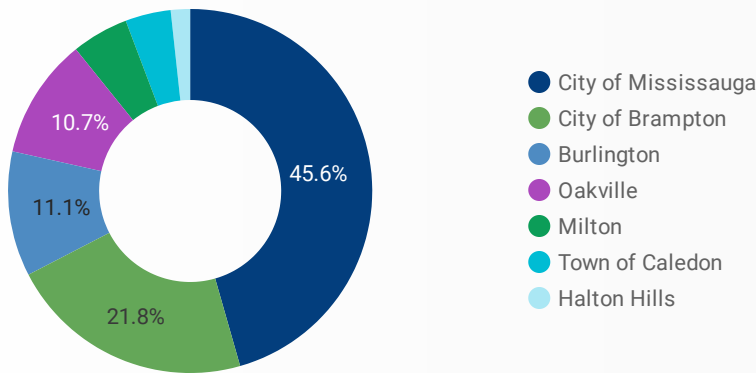
Where are job opportunities being offered?

	REGION	POSTING COUNT	AVG POSTING LENGTH IN DAYS	MEDIAN POSTING LENGTH IN DAYS
1.	Peel Region	43,999	20.2	20.83
2.	Halton Region	17,591	19.7	20.5

JOB POSTINGS BY MUNICIPALITY

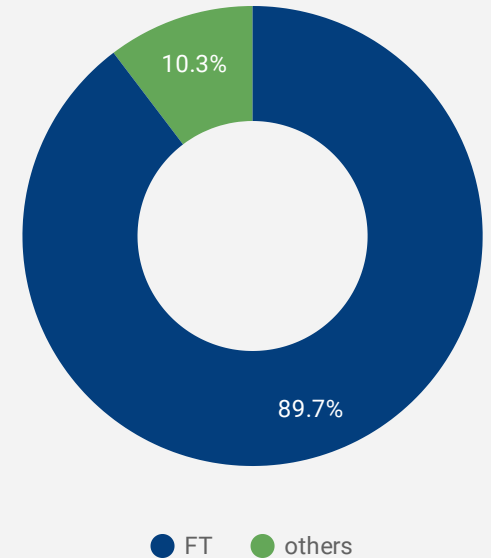
Where are job opportunities being offered?

	MUNICIPALITY	POSTING COUNT	AVG POSTING LENGTH IN DAYS	MEDIAN POSTING LENGTH IN DAYS
1.	City of Mississauga	28,067	20.0	20.83
2.	City of Brampton	13,442	20.5	20.5
3.	Burlington	6,837	20.3	20.83
4.	Oakville	6,592	19.9	20.83
5.	Milton	3,105	18.7	16.23
6.	Town of Caledon	2,490	19.8	20.24
7.	Halton Hills	1,057	17.8	19.83



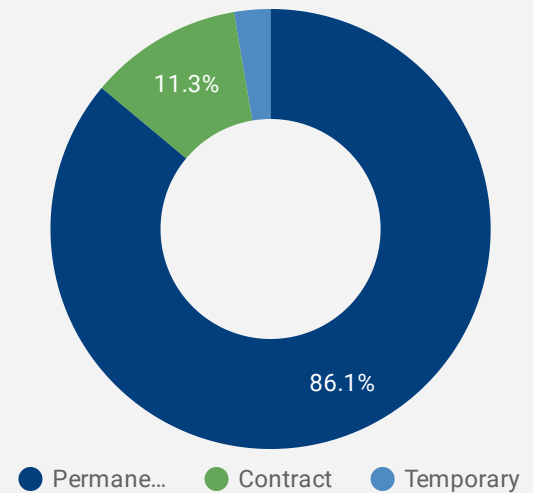
JOB TYPE

Full-time vs Part-time



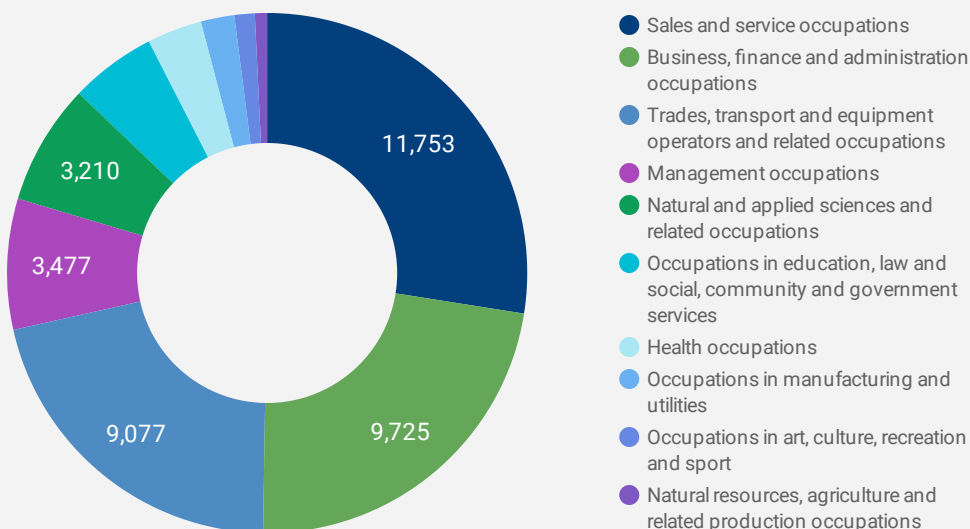
JOB DURATION

Permanency of jobs posted



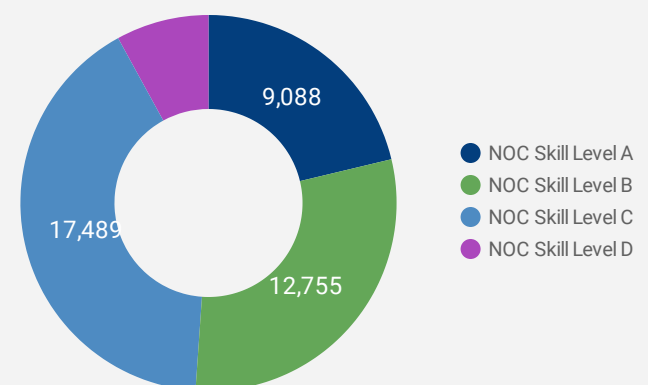
JOB POSTINGS BY SKILL TYPE

What skill type is being recruited?



JOB POSTS BY SKILL LEVEL

What education do occupations typically require?



Skill Level A = Usually University education | Skill Level B = Usually College education or Apprenticeship training | Skill Level C = Usually Secondary education or occupation-specific training | Skill Level D = Usually on-the-job training

TOP HIRING COMPANIES & AGENCIES

What companies are hiring?

	COMPANY	POSTINGS ▾	AVERAGE POSTING DURATION IN DAYS	MEDIAN POSTING DURATION IN DAYS
1.	Randstad Canada	1,862	31.7	21
2.	Halton Healthcare	370	21.5	21
3.	Halton Healthcare Services	319	12.0	15
4.	Peel District School Board	313	11.0	4
5.	Vaco Lannick	306	3.2	1
6.	Trillium Health Partners	294	14.0	14
7.	Loblaw Companies Limited	266	19.9	21
8.	AppleOne	263	18.5	21
9.	Walmart Canada	224	20.0	21
10.	Walmart	216	2.9	2
11.	ABL Employment	209	20.5	21
12.	ROGERS COMMUNICATIONS	208	26.3	21
13.	Varsity Tutors	204	1.9	1
14.	Rogers Communications Canada Inc.	192	14.7	15
15.	ProValue	192	null	null
16.	Home Depot of Canada Inc.	192	11.1	10
17.	The Home Depot Canada	191	17.5	15
18.	Breakaway Staffing Solutions	187	9.5	8
19.	Lowe's	181	8.4	6
20.	Loblaw	181	5.6	5
21.	Scotiabank	167	17.5	15
22.	Vertical Staffing Resources	166	7.6	2
23.	Cognizant	165	20.8	21
24.	Robert Half	158	21.9	21
25.	Adecco Canada	156	20.1	21
26.	CHARGER LOGISTICS	151	4.4	3
27.	Michael Page CA	147	14.2	15
28.	Manpower	143	17.1	21
29.	Home Depot	141	7.0	5
30.	TD	141	14.0	15
31.	Peel District School Board	133	11.7	4

TOP HOURLY WAGES IN JOB POSTINGS

What are employers willing to pay to find the perfect candidate?

of Minimum Wage Jobs
1,123

	JOB TITLE	COMPANY	LOCATION	WAGE VALUE ▾
1.	Psychologist	Total Health & Sports Performance	City of Brampton	98 
2.	Registered Physiotherapist (Lead Physio) - Quality Care Sports Injury & Rehab	Wellness IP	Oakville	98 
3.	Registered Chiropractor - Quality Care Sports Injury & Rehab	Wellness IP	Oakville	98 
4.	Counsellor And Psychotherapist	The Story Isn't Over	Town of Caledon	95 
5.	Senior Software Engineer	Adecco	Oakville	93.49 
6.	Regisered Acupuncturist	AAYUR REHAB PHYSIOTHERAPY INC.	Town of Caledon	93 
7.	Full Stack Lead " React Js & Node Js	Indus Technologies Ltd.	City of Mississauga	90 
8.	Child & Adolescent Psychotherapist Needed	Child Therapy Halton	Oakville	90 
9.	DOMESTIC SUPPORT WORKER REQUIRED	Kijiji Jobs	City of Brampton	90 
10.	Data Experts	Indus Technologies Ltd.	City of Mississauga	90 
11.	Registered Physiotherapist	Osteoathletic	Milton	90 
12.	Regulatory Medical Writer 12	Quantifica	City of Mississauga	90 
				1 - 100 / 17789 < >

TOP SALARIES IN JOB POSTINGS

What are employers willing to pay to find the perfect candidate?

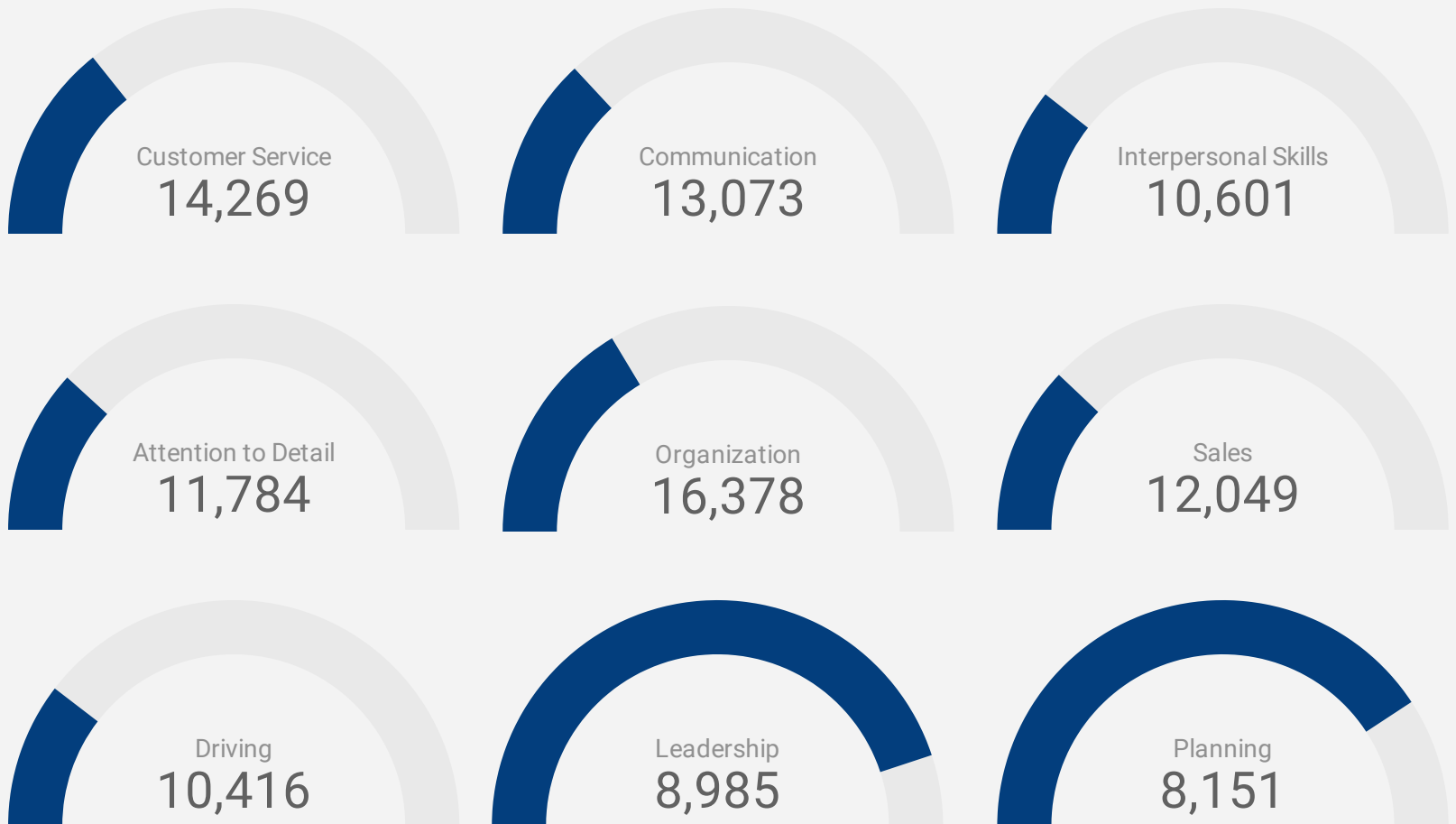
	JOB TITLE	COMPANY	LOCATION	WAGE VALUE ▾
1.	Az Owner Operator	Wellington Group of Companies	City of Brampton	350,000 
2.	Physician	Systemic Healthcare Solutions	City of Mississauga	350,000 
3.	Family Physician	Jack Nathan Health	City of Mississauga	314,245 
4.	Family Physicians And Specialists	Proxima Health	City of Mississauga	313,929 
5.	Associate Dentist	Onesmile	City of Mississauga	313,616 
6.	Associate Dentist	Monarch Dentistry	Burlington	309,010 
7.	Primary Care Physician - Telemedicine	Jack Nathan Health	Burlington	300,000 
8.	Family Physician - Brampton, On	Jack Nathan Health	City of Brampton	300,000 
9.	Primary Care Physician - Telemedicine - Burlington, On	Jack Nathan Health	Burlington	300,000 
10.	General Dentist	Innovative Practice Solutions Inc.	City of Mississauga	299,845 
11.	General Dentist	sharing Smiles Dental	City of Mississauga	296,472 
				1 - 100 / 23438 < >

TOP IN-DEMAND SKILLS

How many times were these skills found in job postings?

ACTIVE JOB POSTINGS THIS MONTH

61,944



KEY JOB REQUIREMENTS

How often are these requirements desired in job postings?

ACTIVE JOB POSTINGS THIS MONTH

61,944



Driver's License
985



First Aid
1,532



Regular Access to a Vehicle
1,535



Criminal Record Check
2,512



Microsoft Office
5,125



Food Safety
1,176

JOB POSTINGS BY 4-DIGIT NOC, SKILL LEVEL, FREQUENCY & DURATION

What jobs are hard-to-fill and/or in-demand?

	4-DIGIT NOC CODE	4-DIGIT NOC LABEL	OCCUPATION'S SKILL LEVEL	POSTING COUNT ▾	AVG POSTING LENGTH IN DAYS	MEDIAN POSTING LENGTH IN DAYS
1.	6421	Retail salespersons	NOC Skill Level C	3,418	18	20.5
2.	7452	Material handlers	NOC Skill Level C	3,212	19	20.83
3.	7511	Transport truck drivers	NOC Skill Level C	2,025	20	15.24
4.	6552	Other customer and information services representatives	NOC Skill Level C	1,560	18	20.5
5.	1221	Administrative officers	NOC Skill Level B	1,157	25	20.83
6.	6322	Cooks	NOC Skill Level B	865	31	20.83
7.	6711	Food counter attendants, kitchen helpers and related support occupations	NOC Skill Level D	830	19	20.83
8.	621	Retail and wholesale trade managers	NOC Skill Level A	799	17	20.5
9.	1241	Administrative assistants	NOC Skill Level B	764	27	20.83
10.	1414	Receptionists	NOC Skill Level C	680	19	20.83
11.	1521	Shippers and receivers	NOC Skill Level C	641	20	20.83
12.	7514	Delivery and courier service drivers	NOC Skill Level C	635	17	15.49
13.	4412	Home support workers, housekeepers and related occupations	NOC Skill Level C	590	23	20.83
14.	1215	Supervisors, supply chain, tracking and scheduling co-ordination occupations	NOC Skill Level B	550	22	20.83
15.	6731	Light duty cleaners	NOC Skill Level D	525	21	20.83
16.	1311	Accounting technicians and bookkeepers	NOC Skill Level B	522	31	20.83
17.	4216	Other instructors	NOC Skill Level B	510	12	14.96
18.	7321	Automotive service technicians, truck and bus mechanics and mechanical repairers	NOC Skill Level B	489	26	20.83
19.	6622	Store shelf stockers, clerks and order fillers	NOC Skill Level D	464	18	20.83
20.	1223	Human resources and recruitment officers	NOC Skill Level B	446	23	20.83
21.	2173	Software engineers and designers	NOC Skill Level A	430	21	15.23
22.	1122	Professional occupations in business management consulting	NOC Skill Level A	417	20	20.83
23.	6411	Sales and account representatives - wholesale trade (non-technical)	NOC Skill Level C	400	19	20.83
24.	111	Financial managers	NOC Skill Level A	383	20	20.83
25.	2153	Urban and land use planners	NOC Skill Level A	382	20	20.83
26.	6513	Food and beverage servers	NOC Skill Level C	381	19	20.83
27.	1123	Professional occupations in advertising, marketing and public relations	NOC Skill Level A	380	19	20.83
28.	1114	Other financial officers	NOC Skill Level A	377	18	20.5

JOB POSTINGS BY 3-DIGIT NOC, SKILL LEVEL, FREQUENCY & DURATION

What jobs are hard to fill and/or in-demand?

	3-DIGIT NOC CODE	3-DIGIT NOC LABEL	OCCUPATION'S SKILL LEVEL	POSTING COUNT ▾	AVG POSTING LENGTH IN DAYS	MEDIAN POSTING LENGTH IN DAYS
1.	642	Retail salespersons	NOC Skill Level C	3,418	18	20.5
2.	745	Longshore workers and material handlers	NOC Skill Level C	3,214	19	20.83
3.	751	Motor vehicle and transit drivers	NOC Skill Level C	2,724	19	15.24
4.	122	Administrative and regulatory occupations	NOC Skill Level B	1,993	24	20.83
5.	655	Customer and information services representatives	NOC Skill Level C	1,562	18	20.5
6.	152	Supply chain logistics, tracking and scheduling co-ordination occupations	NOC Skill Level C	1,448	20	20.83
7.	217	Computer and information systems professionals	NOC Skill Level A	1,184	21	15.49
8.	112	Human resources and business service professionals	NOC Skill Level A	1,100	19	20.83
9.	111	Auditors, accountants and investment professionals	NOC Skill Level A	1,064	17	16.24
10.	632	Chefs and cooks	NOC Skill Level B	1,063	30	20.83
11.	673	Cleaners	NOC Skill Level D	966	20	20.83
12.	141	General office workers	NOC Skill Level C	933	18	20.83
13.	421	Paraprofessional occupations in legal, social, community and education services	NOC Skill Level B	887	17	19.83
14.	124	Office administrative assistants - general, legal and medical	NOC Skill Level B	874	26	20.83
15.	671	Food counter attendants, kitchen helpers and related support occupations	NOC Skill Level D	830	19	20.83
16.	062	Retail and wholesale trade managers	NOC Skill Level A	799	17	20.5
17.	121	Administrative services supervisors	NOC Skill Level B	748	22	20.83
18.	131	Finance, insurance and related business administrative occupations	NOC Skill Level B	738	28	20.83
19.	441	Home care providers and educational support occupations	NOC Skill Level C	712	24	20.83
20.	011	Senior managers - construction, transportation, production and utilities	NOC Skill Level A	639	21	20.83
21.	143	Financial, insurance and related administrative support workers	NOC Skill Level C	605	18	20.83
22.	651	Occupations in food and beverage service	NOC Skill Level C	536	19	20.83
23.	732	Automotive service technicians	NOC Skill Level B	535	27	20.83
24.	662	Other sales support and related occupations	NOC Skill Level D	526	18	20.83
25.	215	Architects, urban planners and land surveyors	NOC Skill Level A	468	20	20.5
26.	723	Machining, metal forming, shaping and erecting trades	NOC Skill Level B	458	22	20.83
27.	071	Managers in customer and personal services, n.e.c.	NOC Skill Level A	445	21	20.83
28.	623	Insurance, real estate and financial sales occupations	NOC Skill Level B	443	19	20.5

JOB POSTINGS BY 2-DIGIT NOC, SKILL LEVEL, FREQUENCY & DURATION

What jobs are hard to fill and/or in-demand?

	2-DIGIT NOC CODE	2-DIGIT NOC LABEL	OCCUPATION'S SKILL LEVEL	POSTING COUNT ▾	AVG POSTING LENGTH IN DAYS	MEDIAN POSTING LENGTH IN DAYS
1.	64	Sales representatives and salespersons - wholesale and retail trade	NOC Skill Level C	3,818	18	20.5
2.	12	Administrative and financial supervisors and administrative occupations	NOC Skill Level B	3,629	24	20.83
3.	74	Other installers, repairers and servicers and material handlers	NOC Skill Level C	3,344	20	20.83
4.	75	Transport and heavy equipment operation and related maintenance occupations	NOC Skill Level C	2,892	20	15.24
5.	65	Service representatives and other customer and personal services occupations	NOC Skill Level C	2,649	18	20.83
6.	11	Professional occupations in business and finance	NOC Skill Level A	2,164	18	20.5
7.	21	Professional occupations in natural and applied sciences	NOC Skill Level A	2,106	22	19.83
8.	67	Service support and other service occupations, n.e.c.	NOC Skill Level D	1,853	19	20.83
9.	63	Service supervisors and specialized service occupations	NOC Skill Level B	1,746	31	20.83
10.	14	Office support occupations	NOC Skill Level C	1,710	18	20.83
11.	72	Industrial, electrical and construction trades	NOC Skill Level B	1,525	27	20.83
12.	15	Distribution, tracking and scheduling co-ordination occupations	NOC Skill Level C	1,484	20	20.83
13.	01	Senior managers - construction, transportation, production and utilities	NOC Skill Level A	1,232	25	20.83
14.	06	Middle management occupations in retail and wholesale trade and customer services	NOC Skill Level A	1,220	20	20.83
15.	22	Technical occupations related to natural and applied sciences	NOC Skill Level B	1,104	22	20.83
16.	73	Maintenance and equipment operation trades	NOC Skill Level B	1,018	26	20.83
17.	62	Retail sales supervisors and specialized sales occupations	NOC Skill Level B	981	21	20.5
18.	42	Paraprofessional occupations in legal, social, community and education services	NOC Skill Level B	887	17	19.83
19.	13	Finance, insurance and related business administrative occupations	NOC Skill Level B	738	28	20.83
20.	44	Care providers and educational, legal and public protection support occupations	NOC Skill Level C	719	24	20.83
21.	66	Sales support occupations	NOC Skill Level D	706	18	20.5
22.	32	Technical occupations in health	NOC Skill Level B	638	22	20.83
23.	07	Managers in customer and personal services, n.e.c.	NOC Skill Level A	582	21	20.83
24.	41	Professional occupations in law and social, community and government services	NOC Skill Level A	537	21	20.83
25.	52	Technical occupations in art, culture, recreation and sport	NOC Skill Level B	386	22	20.83
26.	31	Professional occupations in health (except nursing)	NOC Skill Level A	380	20	20.67
27.	96	Labourers in processing, manufacturing and utilities	NOC Skill Level D	321	23	20.83

MULTILINGUAL JOB POSTINGS BY THE NUMBERS

ACTIVE POSTINGS
4,437

NEW POSTINGS
2,814

COMPANIES
1,448

JOB LANGUAGES
12

OF DAYS POSTED

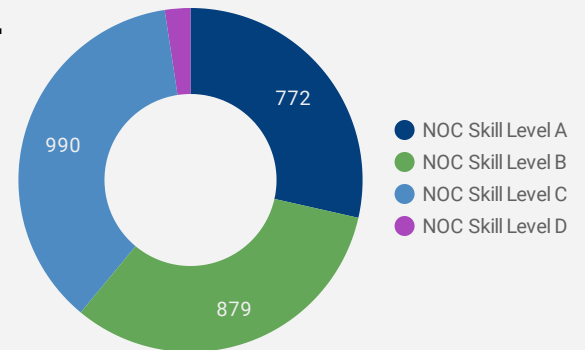
AVERAGE
17.7

MEDIAN
21

MULTILINGUAL JOB POSTINGS BY SKILL LEVEL

What language skills are employers looking for by occupational skill level?

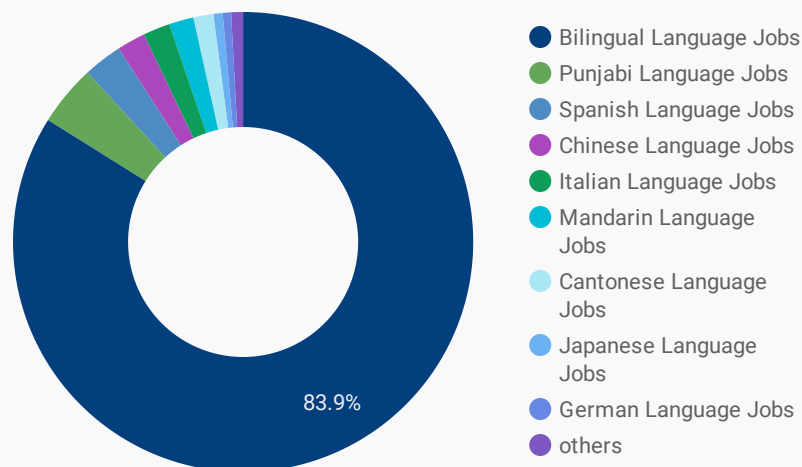
- 772** Skill Level A - Management/ Professional Occupations usually requiring University
- 879** Skill Level B - Usually college education or apprenticeship training
- 990** Skill Level C - Usually secondary education or occupation-specific training
- 65** Skill Level D - Usually on-the-job training



LANGUAGES	NOC Skill Level A	NOC Skill Level B	NOC Skill Level C	NOC Skill Level D
Bilingual Language Jobs	661	650	799	26
Punjabi Language Jobs	14	70	54	10
Spanish Language Jobs	22	31	36	3
Italian Language Jobs	12	39	21	6
Chinese Language Jobs	26	18	15	8
Cantonese Language Jobs	6	26	23	4
Mandarin Language Jobs	14	21	20	2

LANGUAGE SKILLS BREAKDOWN

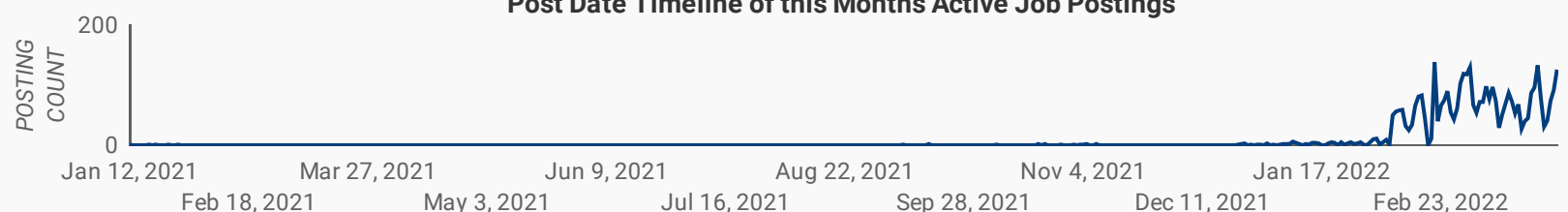
Which kinds of language skills do employers seek?



LANGUAGES	POSTING COUNT
1. Bilingual Language Jobs	3,695
2. Punjabi Language Jobs	184
3. Spanish Language Jobs	121
4. Chinese Language Jobs	96
5. Italian Language Jobs	92
6. Mandarin Language Jobs	78
7. Cantonese Language Jobs	67

1 - 12 / 12 < >

Post Date Timeline of this Month's Active Job Postings



LANGUAGE SKILLS BEING RECRUITED BY SKILL TYPE

What language skills are sought by 1-Digit NOC?

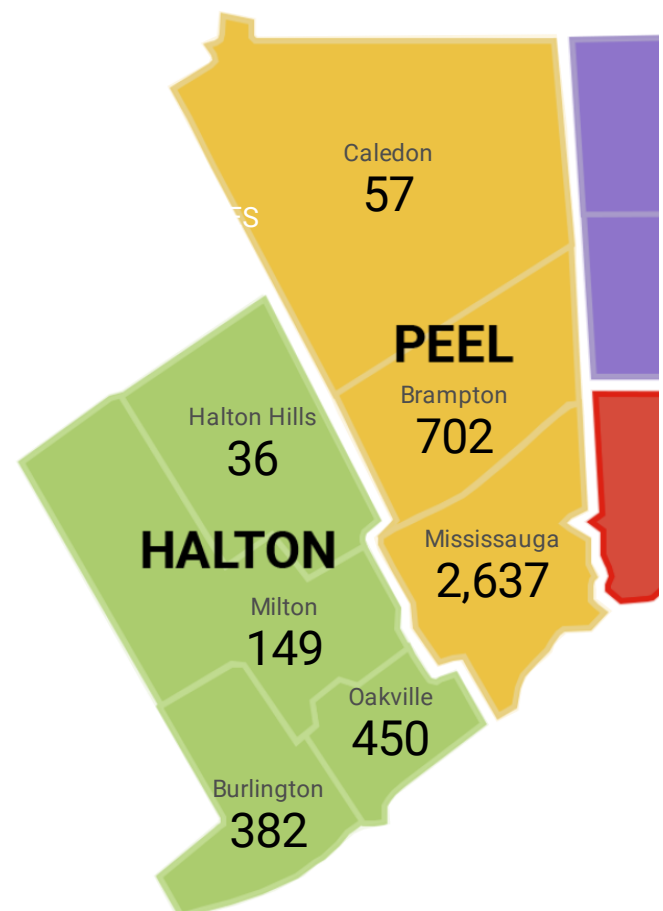
SKILL TYPE NAME	French La...	Punjabi L...	Spanish ...	Italian La...	Chinese ...	Cantones...	Grand total
Business, finance and administration occu...	643	70	33	3	15	19	831
Health occupations	104	3	1		2		111
Management occupations	255	7	4	10	7	3	300
Natural and applied sciences and related o...	144	3	12	1	2	2	171
Occupations in art, culture, recreation and ...	21	3		1	1		27
Occupations in education, law and social, ...	185	12	6	6	11		232
Occupations in manufacturing and utilities	4		1		1		6
Sales and service occupations	695	32	28	56	23	31	905
Trades, transport and equipment operator...	85	18	7	1	5	4	123
Grand total	2,136	148	92	78	67	59	2,706

MULTILINGUAL JOB POSTINGS BY MUNICIPALITY

What language skills are sought by 4-Digit NOC?

MUNICIPALITY	JOB LANGUAGES	AVG POSTING LENGTH IN DAYS	MEDIAN POSTING LENGTH IN DAYS
1. City of Mississauga	2,637	20.0	20.83
2. City of Brampton	702	20.5	20.5
3. Oakville	450	19.9	20.83
4. Burlington	382	20.3	20.83
5. Milton	149	18.7	16.23
6. Town of Caledon	57	19.8	20.24
7. Halton Hills	36	17.8	19.83

REGION	JOB LANGUAGES	AVG POSTING LENGTH IN DAYS	MEDIAN POSTING LENGTH IN DAYS
1. Peel Region	3,396	20.2	20.83
2. Halton Region	1,017	19.7	20.5



LANGUAGE DEMAND BY JOB

What language skills are sought by 4-Digit NOC?

	4 DIGIT NOC NAME	POSTINGS ▾
1.	Other customer and information service...	317
2.	Retail salespersons	237
3.	Administrative officers	113
4.	School principals and administrators of ...	77
5.	Human resources and recruitment officers	72
6.	Administrative assistants	60
7.	Insurance agents and brokers	60
8.	User support technicians	58
9.	Cooks	54
10.	Sales and account representatives - whol...	53
11.	Professional occupations in business m...	52
12.	Social and community service workers	50
13.	Retail and wholesale trade managers	50
14.	Other instructors	48
15.	Human resources professionals	47
16.	Professional occupations in advertising, ...	46
17.	Other financial officers	41
18.	Receptionists	39
19.	Delivery and courier service drivers	36
20.	Food counter attendants, kitchen helpers...	35
21.	Advertising, marketing and public relatio...	35
22.	Urban and land use planners	32
23.	Accounting and related clerks	28
24.	Business development officers and mark...	27
25.	Food and beverage servers	27
26.	Payroll administrators	26
27.	Supervisors, supply chain, tracking and s...	25
28.	Chefs	25
29.	Insurance adjusters and claims examiners	24
30.	Transport truck drivers	24
31.	Accounting technicians and bookkeepers	24
		1 - 100 / 192 < >

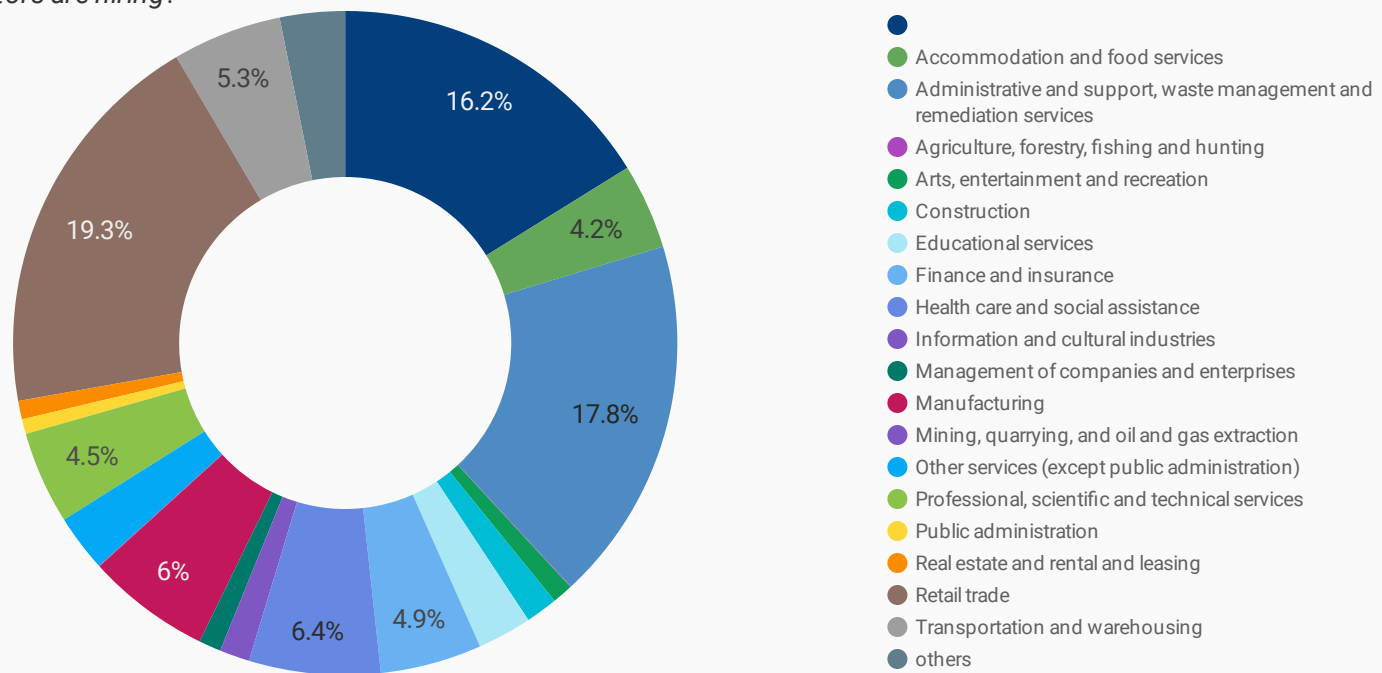
MULTILINGUAL HIRING EMPLOYERS

Which employers are seeking multilingual candidates?

	COMPANY	POSTINGS ▾
1.	Trillium Health Partners	269
2.	Bell	128
3.	Bell Canada	75
4.	LAURENTIAN BANK OF CANADA	69
5.	Randstad Canada	68
6.	Royal Bank of Canada	46
7.	Kijiji Jobs	40
8.	BANQUE LAURENTIENNE DU CANADA	34
9.	McKesson	31
10.	BELL BUSINESS MARKETS	28
11.	ERINOAKKIDS CENTRE FOR TREATMENT AND DEVELOPMENT	25
12.	Shoppers Drug Mart	22
13.	Cogeco	22
14.	Medtronic	21
15.	SIEMENS	21
16.	Farm Boy	21
17.	Farm Boy Inc.	20
18.	Halton District School Board	20
19.	Peel District School Board	20
20.	Varsity Tutors	19
21.	Bmo	19
22.	Ontario's LHINs	19
23.	Sleep Country	18
24.	Desjardins	18
25.	FEDEX	18
26.	IPEX	17
27.	McKesson Canada	17
28.	BELL MOBILITY/BELL MOBILITÁ%	17
		1 - 50 / 1450 < >

TOP HIRING SECTORS BY 2-DIGIT NAICS CODE

What sectors are hiring?



	NAICS CODE	2-DIGIT NAICS LABEL	POSTING COUNT	AVG POSTING LENGTH IN DAYS	MEDIAN POSTING LENGTH IN DAYS
1.	56	Administrative and support, waste management and remediation services	3,562	24.9	21
2.	44-45	Retail trade	3,162	16.8	19
3.	0	0	1,848	12.6	15
4.	62	Health care and social assistance	1,073	20.9	21
5.	31-33	Manufacturing	1,048	21.8	21
6.	48-49	Transportation and warehousing	907	21.4	21
7.	54	Professional, scientific and technical services	816	21.5	21
8.	52	Finance and insurance	801	17.7	21
9.	72	Accommodation and food services	749	22.6	21
10.	41	Wholesale trade	525	22.2	21
11.	81	Other services (except public administration)	511	21.5	21
12.	61	Educational services	432	14.0	5
13.	23	Construction	309	27.8	21
14.	51	Information and cultural industries	269	24.3	20
15.	55	Management of companies and enterprises	226	36.6	21
16.	53	Real estate and rental and leasing	168	20.8	21
17.	71	Arts, entertainment and recreation	163	19.7	21
18.	91	Public administration	133	19.7	21
19.	22	Utilities	68	18.6	21
20.	11	Agriculture, forestry, fishing and hunting	6	21.2	21

NOTE: NAICS code 56 includes Employment Agencies. Manufacturing includes codes 31-33, Retail Trade includes codes 44-45 and Transportation and Warehousing includes codes 48-49.

TOP HIRING SECTORS BY 3-DIGIT NAICS CODE

What sectors are hiring?

	NAICS CODE	3-DIGIT NAICS LABEL	POSTING COUNT ▾	AVERAGE POSTING LENGTH IN DAYS	MEDIAN POSTING LENGTH IN DAYS
1.	561	Administrative and support services	3,525	24.9	20.83
2.			1,848	12.6	14.96
3.	541	Professional, scientific and technical services	816	21.5	20.83
4.	621	Ambulatory health care services	734	19.4	20.5
5.	722	Food services and drinking places	721	22.8	20.83
6.	522	Credit intermediation and related activities	596	17.3	20.5
7.	445	Food and beverage stores	529	18.1	20.24
8.	443	Electronics and appliance stores	471	22.4	20.83
9.	448	Clothing and clothing accessories stores	449	18.3	20.5
10.	611	Educational services	432	14.0	5.24
11.	452	General merchandise stores	353	11.2	5.24
12.	493	Warehousing and storage	331	13.6	14.96
13.	453	Miscellaneous store retailers	326	15.2	14.96
14.	484	Truck transportation	309	28.4	20.83
15.	446	Health and personal care stores	285	17.4	20.39
16.	442	Furniture and home furnishings stores	264	15.7	18.73
17.	444	Building material and garden equipment and supplies dealers	233	11.1	10.23
18.	551	Management of companies and enterprises	226	36.6	21.23
19.	441	Motor vehicle and parts dealers	219	19.1	20.83
20.	813	Religious, grant-making, civic, and professional and similar organizations	178	21.6	20.83
21.	238	Specialty trade contractors	176	25.4	20.83
22.	812	Personal and laundry services	168	16.0	15.23
23.	811	Repair and maintenance	165	28.9	20.83
24.	417	Machinery, equipment and supplies merchant wholesalers	162	21.8	20.83
25.	325	Chemical manufacturing	157	26.3	20.83
26.	713	Amusement, gambling and recreation industries	151	19.6	20.83
27.	623	Nursing and residential care facilities	146	26.3	20.83
28.	488	Support activities for transportation	134	26.7	20.83
29.	517	Telecommunications	132	19.2	16.23
30.	333	Machinery manufacturing	128	21.3	20.83
31.	524	Insurance carriers and related activities	125	19.0	20.83

TOP HIRING SECTORS BY 4-DIGIT NAICS CODE

What sectors are hiring?

	NAICS CODE	4-DIGIT NAICS LABEL	POSTING COUNT ▾	AVERAGE POSTING LENGTH IN DAYS	MEDIAN POSTING DAYS IN LENGTH
1.	5613	Employment services	3,320	25.3	20.83
2.			1,848	12.6	14.96
3.	7225	Full-service restaurants and limited-service eating places	627	24.2	20.83
4.	5221	Depository credit intermediation	566	17.4	20.5
5.	4431	Electronics and appliance stores	471	22.4	20.83
6.	4451	Grocery stores	421	18.0	18.24
7.	4481	Clothing stores	408	17.8	20.23
8.	6211	Offices of physicians	354	22.2	20.5
9.	4931	Warehousing and storage	331	13.6	14.96
10.	6117	Educational support services	304	11.1	4.16
11.	5413	Architectural, engineering and related services	301	19.7	15.24
12.	4841	General freight trucking	296	28.5	20.83
13.	4521	Department stores	290	8.7	4.24
14.	4461	Health and personal care stores	285	17.4	20.39
15.	5511	Management of companies and enterprises	226	36.6	21.23
16.	4441	Building material and supplies dealers	222	10.7	9.24
17.	4411	Automobile dealers	195	18.3	20.83
18.	4422	Home furnishings stores	184	15.2	17.24
19.	4539	Other miscellaneous store retailers	157	14.7	15.1
20.	7139	Other amusement and recreation industries	150	19.6	20.83
21.	8121	Personal care services	150	14.5	15.23
22.	5416	Management, scientific and technical consulting services	146	21.4	20.83
23.	4532	Office supplies, stationery and gift stores	139	14.7	14.56
24.	5417	Scientific research and development services	138	25.0	20.5
25.	6213	Offices of other health practitioners	122	17.2	20.83
26.	8111	Automotive repair and maintenance	121	28.5	20.83
27.	9139	Other local, municipal and regional public administration	120	18.4	20.83
28.	5179	Other telecommunications	118	19.4	16.23
29.	5242	Agencies, brokerages and other insurance related activities	116	18.0	20.83
30.	6233	Community care facilities for the elderly	112	24.9	20.83
31.	6212	Offices of dentists	93	19.6	20.83

TOP HIRING SECTORS BY 5-DIGIT NAICS CODE

What sectors are hiring?

	NAICS CODE	5-DIGIT NAICS LABEL	POSTING COUNT ▾	AVERAGE POSTING LENGTH IN DAYS	MEDIAN POSTING LENGTH IN DAYS
1.	56131	Employment placement agencies and executive search services	3,202	25.8	20.83
2.			1,848	12.6	14.96
3.	72251	Full-service restaurants and limited-service eating places	627	24.2	20.83
4.	52211	Banking	554	17.4	20.5
5.	44314	Electronics and appliance stores	471	22.4	20.83
6.	44511	Supermarkets and other grocery (except convenience) stores	415	18.1	19.23
7.	62111	Offices of physicians	354	22.2	20.5
8.	61171	Educational support services	304	11.1	4.16
9.	45211	Department stores	290	8.7	4.24
10.	49311	General warehousing and storage	279	13.6	14.96
11.	54133	Engineering services	264	19.6	15.24
12.	55111	Management of companies and enterprises	226	36.6	21.23
13.	44111	New car dealers	192	18.3	20.83
14.	44229	Other home furnishings stores	172	14.9	15.24
15.	48412	General freight trucking, long distance	155	30.7	20.83
16.	44619	Other health and personal care stores	150	16.1	14.56
17.	48411	General freight trucking, local	141	26.4	20.83
18.	45321	Office supplies and stationery stores	137	14.6	14.56
19.	54171	Research and development in the physical, engineering and life sciences	132	25.3	20.37
20.	44819	Other clothing stores	127	18.0	15.4
21.	44411	Home centres	122	7.7	5.92
22.	91391	Other local, municipal and regional public administration	120	18.4	20.83
23.	56132	Temporary help services	118	14.8	8.23
24.	51791	Other telecommunications	118	19.4	16.23
25.	71394	Fitness and recreational sports centres	112	19.0	20.83
26.	62331	Community care facilities for the elderly	112	24.9	20.83
27.	44814	Family clothing stores	110	20.0	20.83
28.	45399	All other miscellaneous store retailers	104	16.5	20.53
29.	81211	Hair care and esthetic services	98	12.7	3.24
30.	62121	Offices of dentists	93	19.6	20.83
31.	54161	Management consulting services	88	24.2	20.83

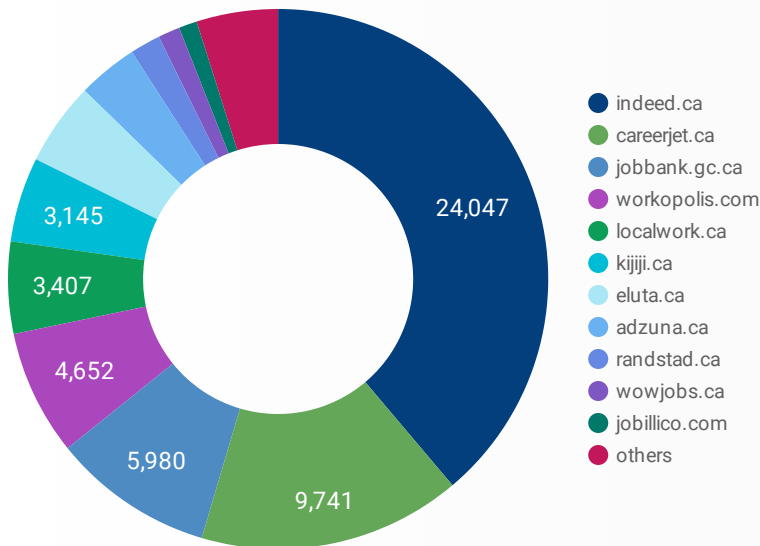
TOP HIRING SECTORS BY 6-DIGIT NAICS CODE

What sectors are hiring?

	NAICS CODE	6-DIGIT NAICS LABEL	POSTING COUNT ▾	AVG POSTING LENGTH IN DAYS	MEDIAN POSTING LENGTH IN DAYS
1.	561310	Employment placement agencies and executive search services	3,553	24.6	20.83
2.	445110	Supermarkets and other grocery (except convenience) stores	475	17.6	17.23
3.	443143	Appliance, television and other electronics stores	452	22.5	20.83
4.	722511	Full-service restaurants	433	21.9	20.83
5.	621110	Offices of physicians	409	20.8	20.5
6.	522112	Corporate and institutional banking industry	404	16.4	18.73
7.	452110	Department stores	343	7.7	3.38
8.	493110	General warehousing and storage	324	11.8	8.21
9.	611710	Educational support services	317	11.1	4.16
10.	541330	Engineering services	298	18.5	15.23
11.	722512	Limited-service eating places	277	25.0	20.83
12.	551114	Head offices	247	34.5	20.83
13.	522111	Personal and commercial banking industry	233	17.2	16.23
14.	441110	New car dealers	217	18.3	20.83
15.	442298	All other home furnishings stores	210	14.1	14.96
16.	446199	All other health and personal care stores	165	14.4	14.56
17.	453210	Office supplies and stationery stores	159	14.3	14.56
18.	484110	General freight trucking, local	158	24.7	20.83
19.	541710	Research and development in the physical, engineering and life sciences	156	22.1	15.24
20.	448199	All other clothing stores	147	17.7	15.4
21.	444110	Home centres	142	7.0	5.25
22.	561320	Temporary help services	140	13.4	7.95
23.	517919	All other telecommunications	135	19.2	16.23
24.	913910	Other local, municipal and regional public administration	132	18.1	20.83
25.	453999	All other miscellaneous store retailers (except beer and wine-making supplies stores)	129	15.0	14.96
26.	484121	General freight trucking, long distance, truck-load	129	27.1	20.83
27.	448140	Family clothing stores	128	19.7	20.83
28.	623310	Community care facilities for the elderly	123	23.1	20.83
29.	713940	Fitness and recreational sports centres	118	19.4	20.83
30.	621210	Offices of dentists	104	19.0	20.83
31.	446110	Pharmacies and drug stores	98	19.7	20.83

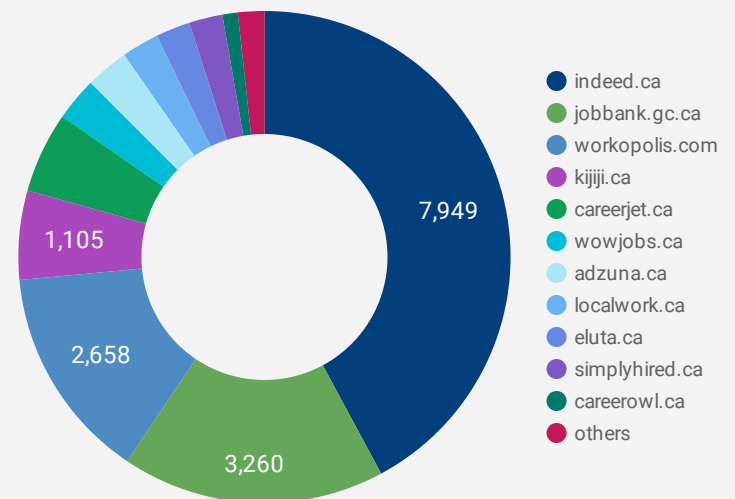
JOB POSTINGS BY JOB BOARD

What share of unique job postings appear on each job board?



COMPANIES BY JOB BOARD

What share of unique job postings appear on each job board?



JOB POSTING DETAILS BY JOB BOARD

How does job posting activity differ by job board?

	JOB BOARD	POSTING COUNT	AVG POSTING LENGTH IN DAYS	MEDIAN POSTING LENGTH IN DAYS	# OF COMPANIES
1.	indeed.ca	24,047	21	20.83	7,949
2.	careerjet.ca	9,741	21	12.1	1,000
3.	jobbank.gc.ca	5,980	43	29.35	3,260
4.	workopolis.com	4,652	15	14.96	2,658
5.	localwork.ca	3,407	4	1.24	461
6.	kijiji.ca	3,145	15	15.24	1,105
7.	eluta.ca	3,085	21	20.5	428
8.	adzuna.ca	2,232	15	14.56	534
9.	randstad.ca	1,130	45	30.29	1
10.	wowjobs.ca	809	15	14.7	538
11.	jobillico.com	677	18	12.94	78
12.	careerarc.com	605	28	18.24	34
13.	simplyhired.ca	547	15	14.68	415
14.	careerbuilder.ca	453	19	23.23	52
15.	network.applytoeducation.com	359	5	4.16	12
16.	careerowl.ca	291	113	100.43	190
17.	rncareers.ca	197	8	4.55	24
18.	centreforskills.ca	99	24	25.19	1