

JOB DEMAND REPORT

FEBRUARY 2022

HIGHLIGHTS

JOB POSTINGS BY THE NUMBERS

TOTAL POSTINGS	NEW THIS MONTH	COMPANIES	JOB BOARDS
56,474	32,531	13,372	33

OF DAYS POSTED

AVERAGE	MEDIAN
21.6	21

REPORT BUILDER

The default filter selection below will show all job demand data for the month. You can use the filters to create a customized report for the purpose of understanding a subset of the data.

OCCUPATION FILTERS

SKILL TYPE NAME / 1-DIGIT NOC	▼
MAJOR GROUP / 2-DIGIT NOC	▼
MINOR GROUP / 3-DIGIT NOC	▼
UNIT GROUP / 4-DIGIT NOC	▼
SKILL LEVEL	▼
JOB TYPE	▼
JOB DURATION	▼
ADDITIONAL LANGUAGE	▼
SPECIFIC JOB TAGS	▼

INDUSTRY/SECTOR FILTERS

HIRING SECTOR BY 2-DIGIT NAICS CODE	▼
HIRING SECTOR BY 3-DIGIT NAICS CODE	▼
HIRING SECTOR BY 4-DIGIT NAICS CODE	▼
HIRING SECTOR BY 5-DIGIT NAICS CODE	▼
HIRING SECTOR BY 6-DIGIT NAICS CODE	▼

OTHER FILTERS

MUNICIPALITY	▼
REGION	▼
JOB BOARD	▼

NOC = National Occupation Classification | NAICS = North American Industry Classification System

Page 1 of 20

Source:

Job posting data collected by the Peel Halton Workforce Development Group from job boards and employer websites that recruit candidates in Peel and Halton Regions.

Canada 

EMPLOYMENT ONTARIO  EMPLOI ONTARIO

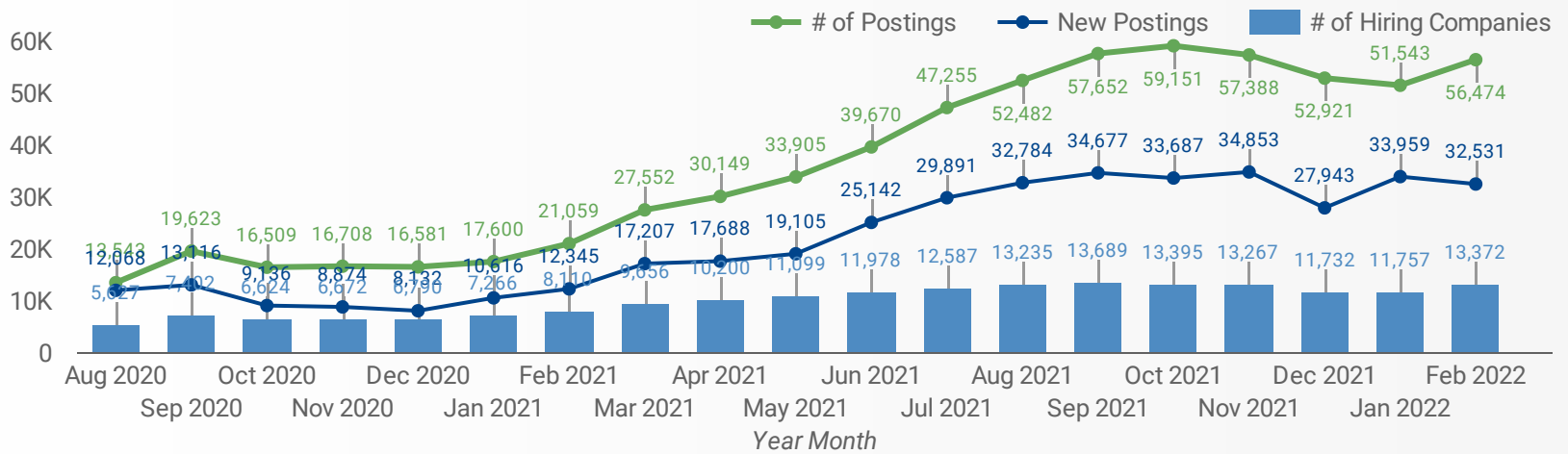
Ontario 

This Employment Ontario service is funded in part by the Government of Canada and the Government of Ontario.

Ce service Emploi Ontario est financé en partie par le gouvernement du Canada et le gouvernement de l'Ontario.

JOB POSTINGS BY MONTH FOR PEEL & HALTON REGIONS

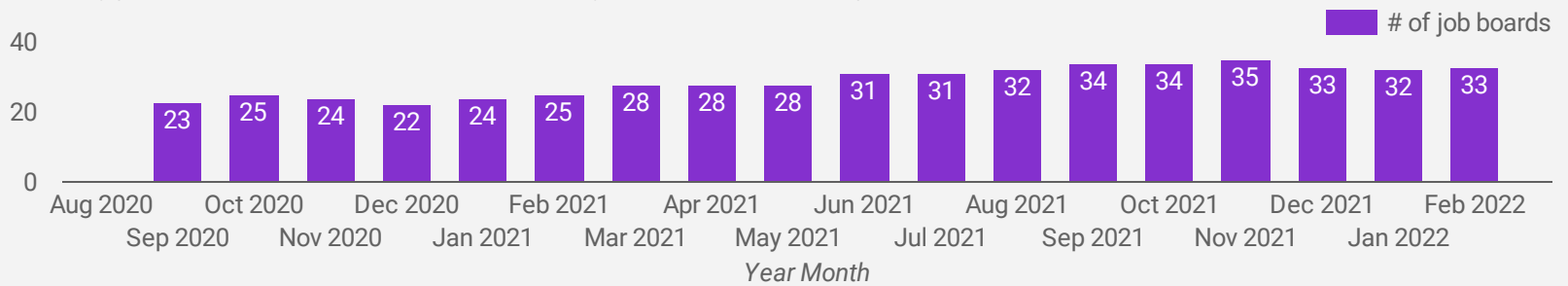
How many job postings were active for at least 1 day this month?



NOTE: This graph cannot be filtered using the controls on the cover page

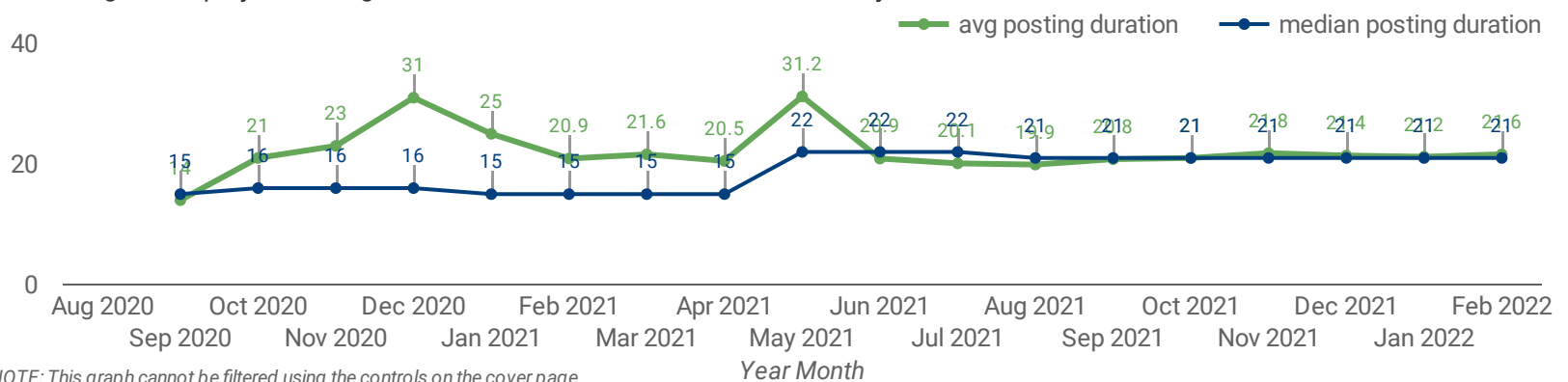
NUMBER OF ACTIVE JOB BOARDS

How many job postings were active for at least 1 day this month on these job boards?



AVG & MEDIAN POSTING LENGTH BY DAYS

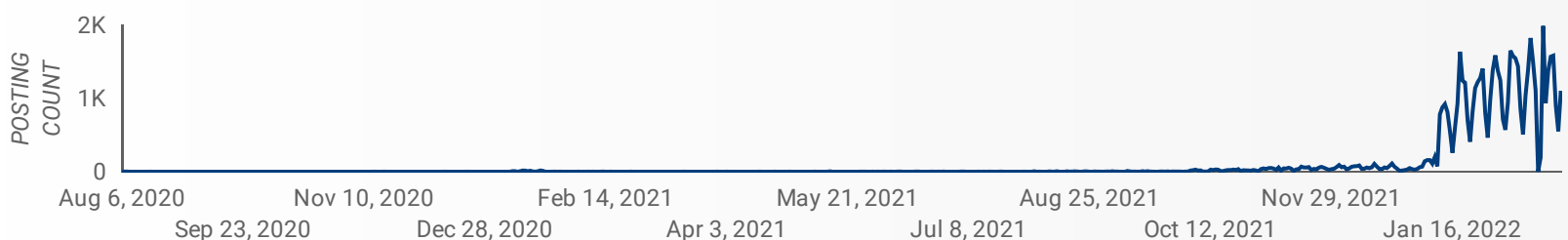
How long are employers having to recruit for to find candidates to fill their job vacancies?



NOTE: This graph cannot be filtered using the controls on the cover page

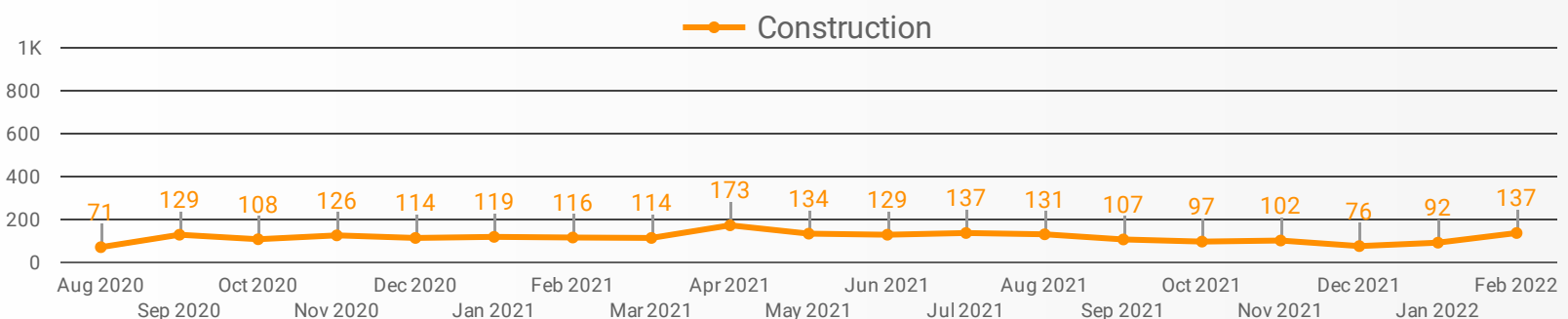
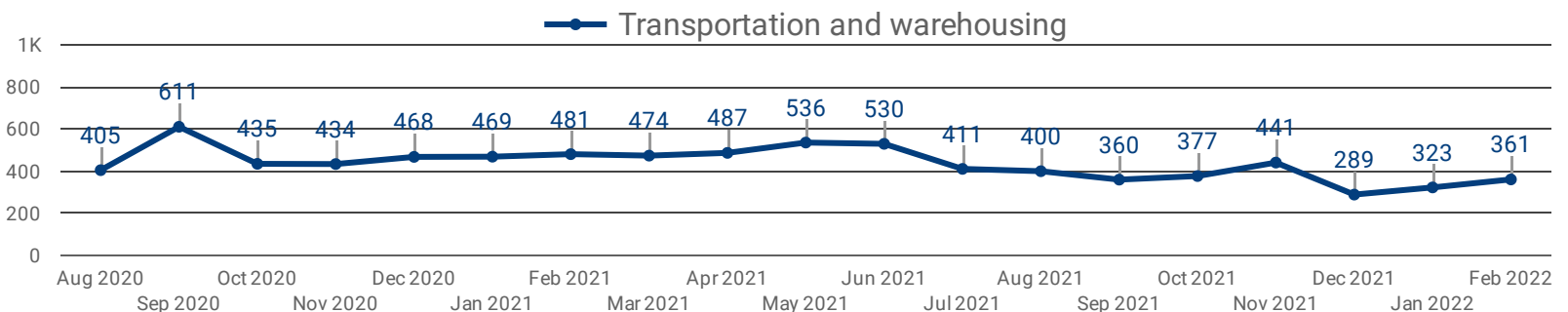
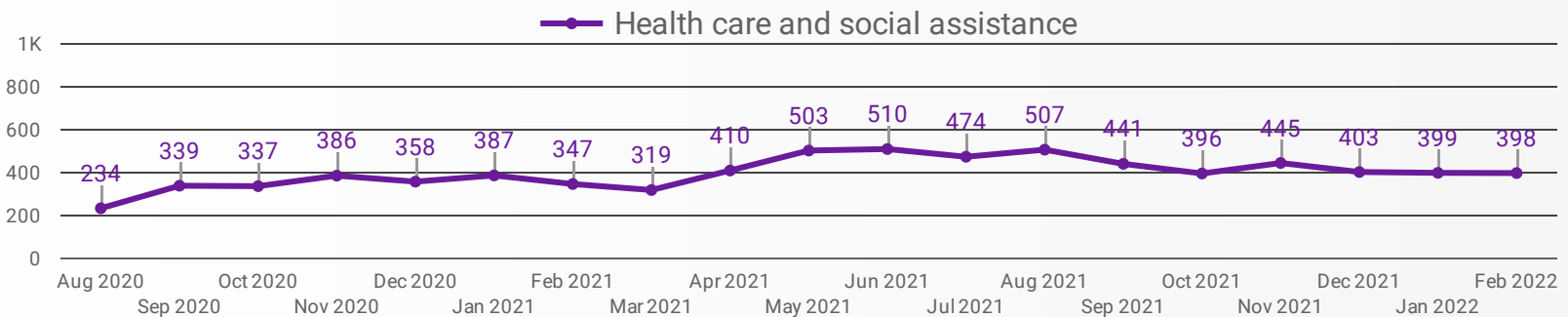
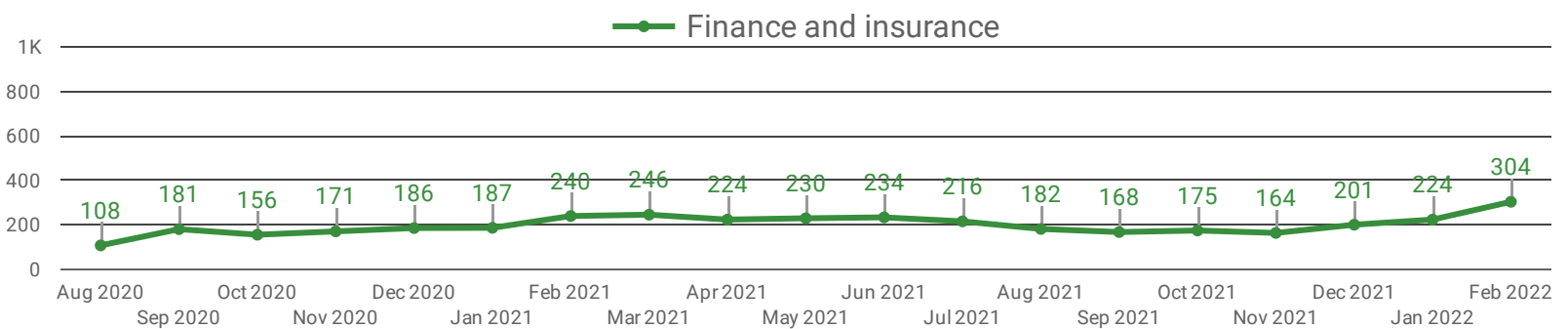
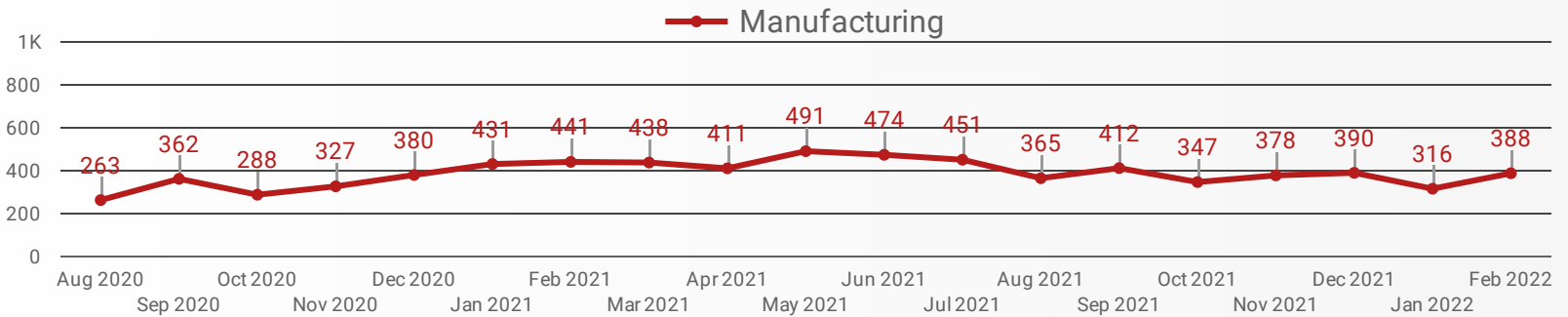
POST DATE TIMELINE FOR THIS MONTH'S ACTIVE JOB POSTINGS

How many job postings were active for at least 1 day this month?



DEMAND BY KEY SECTOR (PEEL & HALTON REGIONS)

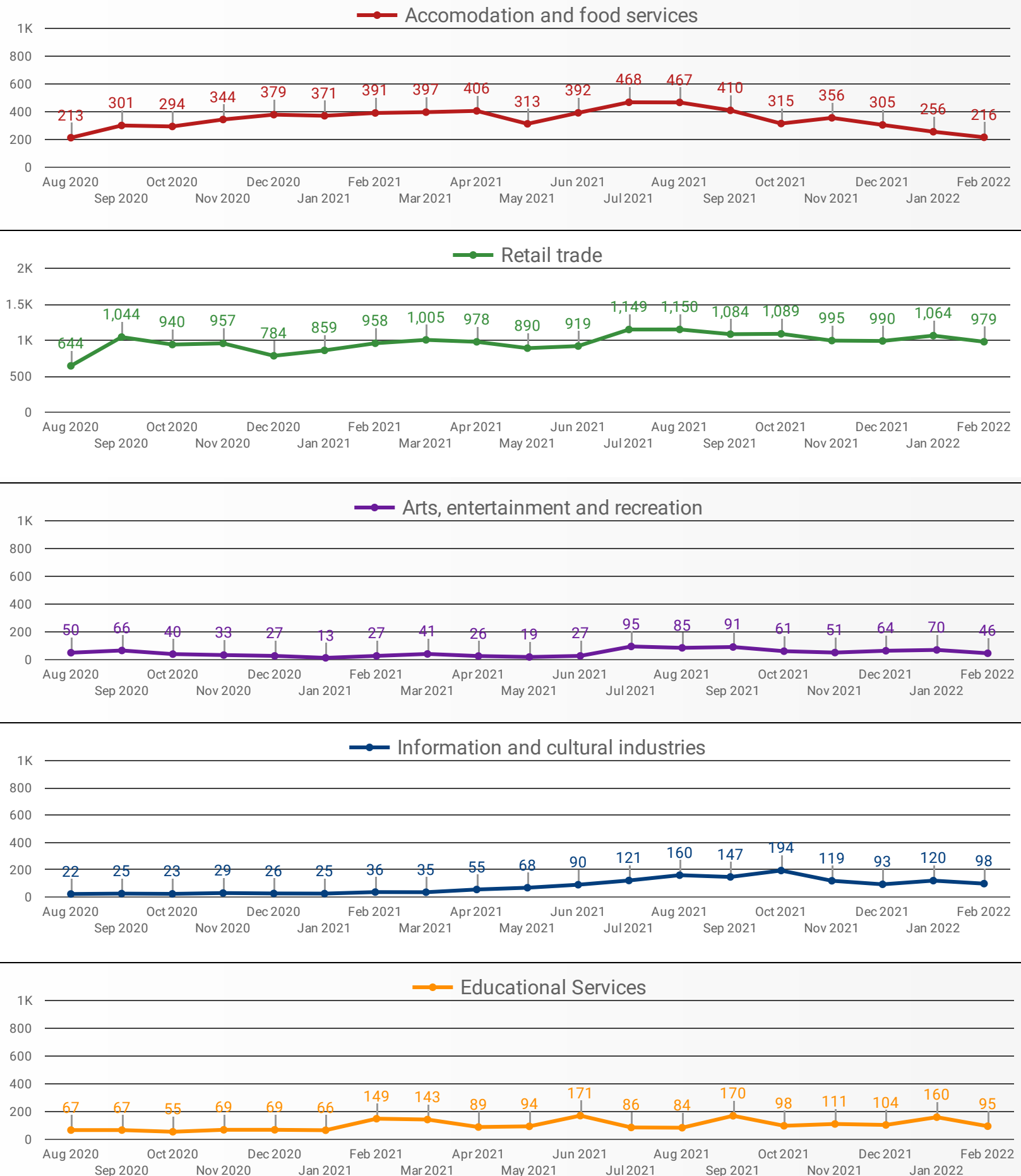
How many job postings were active for at least 1 day this month by sector?



NOTE: This graph cannot be filtered using the controls on the cover page

DEMAND BY IMPACTED SECTOR (PEEL & HALTON REGIONS)

How many job postings were active for at least 1 day this month by sector?



NOTE: This graph cannot be filtered using the controls on the cover page

JOB POSTINGS BY REGION

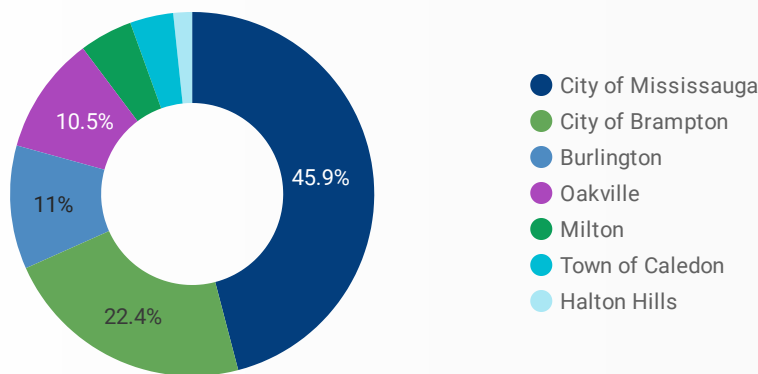
Where are job opportunities being offered?

	REGION	POSTING COUNT	AVG POSTING LENGTH IN DAYS	MEDIAN POSTING LENGTH IN DAYS
1.	Peel Region	40,587	21.9	21.23
2.	Halton Region	15,650	20.8	21.23

JOB POSTINGS BY MUNICIPALITY

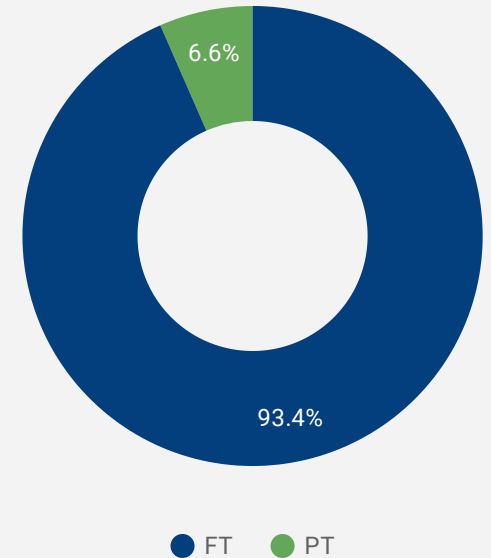
Where are job opportunities being offered?

	MUNICIPALITY	POSTING COUNT	AVG POSTING LENGTH IN DAYS	MEDIAN POSTING LENGTH IN DAYS
1.	City of Mississauga	25,827	22.3	21.23
2.	City of Brampton	12,593	21.3	21.23
3.	Burlington	6,175	21.6	21.23
4.	Oakville	5,882	20.6	21.23
5.	Milton	2,654	19.9	21.23
6.	Town of Caledon	2,167	21.6	20.96
7.	Halton Hills	939	19.3	21.23



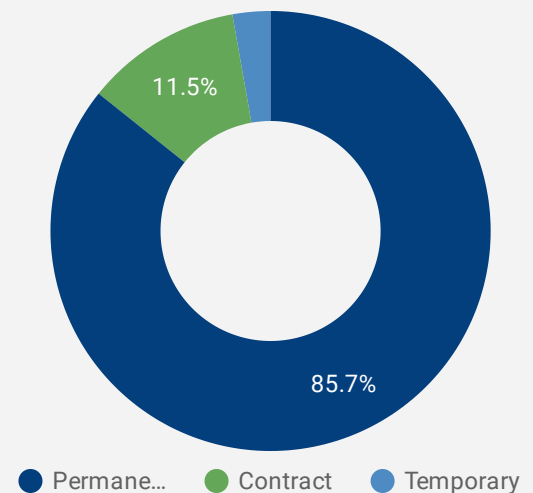
JOB TYPE

Full-time vs Part-time



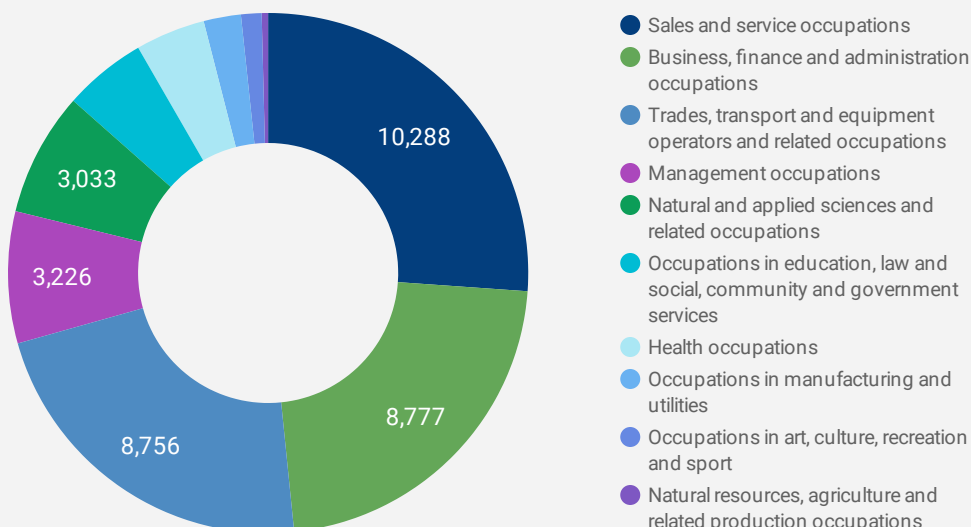
JOB DURATION

Permanency of jobs posted



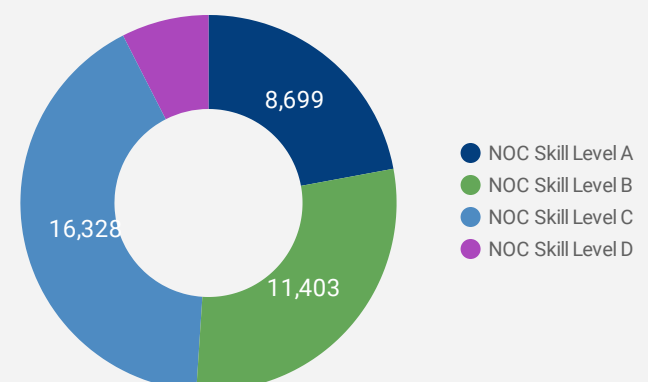
JOB POSTINGS BY SKILL TYPE

What skill type is being recruited?



JOB POSTS BY SKILL LEVEL

What education do occupations typically require?



Skill Level A = Usually University education | Skill Level B = Usually College education or Apprenticeship training | Skill Level C = Usually Secondary education or occupation-specific training | Skill Level D = Usually on-the-job training

TOP HIRING COMPANIES & AGENCIES

What companies are hiring?

	COMPANY	POSTINGS ▾	AVERAGE POSTING DURATION IN DAYS	MEDIAN POSTING DURATION IN DAYS
1.	Randstad Canada	1,782	44.5	23
2.	Peel District School Board	378	8.0	4
3.	Loblaw Companies Limited	332	20.6	21
4.	Halton Healthcare	331	20.3	21
5.	Equest	313	15.2	15
6.	Rogers Communications Canada Inc.	297	15.2	15
7.	AppleOne	268	19.5	21
8.	Walmart Canada	233	20.3	21
9.	ROGERS COMMUNICATIONS	210	28.7	21
10.	The Home Depot Canada	196	19.5	21
11.	Breakaway Staffing Solutions	194	7.3	8
12.	ProValue	192	null	null
13.	Home Depot of Canada Inc.	189	8.0	8
14.	Walmart	186	3.7	3
15.	Global Employment	182	21.4	21
16.	Trillium Health Partners	174	19.4	21
17.	Vaco Lannick	169	4.6	2
18.	Home Depot	168	6.8	4
19.	Scotiabank	164	18.9	16
20.	Halton District School Board	160	9.6	4
21.	ABL Employment	159	20.1	21
22.	Breakaway Staffing	159	20.5	21
23.	Loblaw	146	8.1	7
24.	Home Depot Canada	144	20.7	21
25.	Bell	143	19.6	16
26.	TD	140	13.5	15
27.	City of Brampton	137	25.5	21
28.	Robert Half	135	23.0	21
29.	Adecco Canada	133	20.9	21
30.	Shoppers Drug Mart	121	15.8	15
31.	AppleOne	118	19.5	21

TOP HOURLY WAGES IN JOB POSTINGS

What are employers willing to pay to find the perfect candidate?

of Minimum Wage Jobs
1,082

	JOB TITLE	COMPANY	LOCATION	WAGE VALUE ▾
1.	Counsellor And Psychotherapist	The Story Isn't Over	Town of Caledon	95
2.	Senior Software Engineer	Adecco	Oakville	93.49
3.	Regisred Acupuncturist	AAYUR REHAB PHYSIOTHERAPY INC.	Town of Caledon	93
4.	Speech-language Pathologist	KIDZ AUTISM AND SPEECH CLINIC	City of Brampton	90
5.	Need delivery driver immediately	Kijiji Jobs	City of Brampton	90
6.	DOMESTIC SUPPORT WORKER REQUIRED	Kijiji Jobs	City of Brampton	90
7.	Product Manager	DISYS	City of Mississauga	90
8.	Child & Adolescent Psychotherapist Needed	Child Therapy Halton	Oakville	90
9.	Registered Physiotherapist	Osteoathletic	Milton	90
10.	Urgent-rmt's And Chiropractors Needed	Rehabilitation facility	City of Mississauga	88
11.	P3 - Data Engineer	Randstad Canada	City of Mississauga	85.57
12.	Training Specialist	Buchanan Technologies	City of Brampton	80
13.	Sap Abap Consultant	Deeta IT solutions INC	City of Brampton	80
				1 - 100 / 16735 < >

TOP SALARIES IN JOB POSTINGS

What are employers willing to pay to find the perfect candidate?

	JOB TITLE	COMPANY	LOCATION	WAGE VALUE ▾
1.	Owner Operator Truck Driver	Peter Wicken Trucking	City of Mississauga	350,000
2.	Us Owner Operator	Business Porters Inc.	City of Mississauga	350,000
3.	Az Owner Operator	Wellington Group of Companies	City of Brampton	350,000
4.	Realtor	One Percent Realty Ltd. Brokerage	City of Brampton	350,000
5.	Cerified Orthodontist	Caledon Dental Centre	Town of Caledon	321,529
6.	Family Physician	Jack Nathan Health	City of Mississauga	314,245
7.	Associate Dentist	Onesmile	City of Mississauga	313,616
8.	Dental Associate	Derry Village Dental Care	City of Mississauga	306,785
9.	Primary Care Physician - Telemedicine	Jack Nathan Health	Burlington	300,000
10.	Owner Operator Truck Driver	Wellington Group of Companies	City of Brampton	300,000
11.	Az Owner Operators - Long Haul Team - Dedicated - Canada	Service Pro Truck Lines	City of Mississauga	300,000
				1 - 100 / 22611 < >

TOP IN-DEMAND SKILLS

How many times were these skills found in job postings?

ACTIVE JOB POSTINGS THIS MONTH

56,474

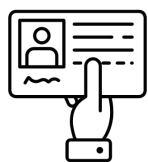


KEY JOB REQUIREMENTS

How often are these requirements desired in job postings?

ACTIVE JOB POSTINGS THIS MONTH

56,474



Driver's License

905



First Aid

1,483



Regular Access to a Vehicle

1,417



Criminal Record Check

2,217



Microsoft Office

4,667



Food Safety

1,090

JOB POSTINGS BY 4-DIGIT NOC, SKILL LEVEL, FREQUENCY & DURATION

What jobs are hard-to-fill and/or in-demand?

	4-DIGIT NOC CODE	4-DIGIT NOC LABEL	OCCUPATION'S SKILL LEVEL	POSTING COUNT	AVG POSTING LENGTH IN DAYS	MEDIAN POSTING LENGTH IN DAYS
1.	7452	Material handlers	NOC Skill Level C	3,177	23	21.23
2.	6421	Retail salespersons	NOC Skill Level C	3,049	18	21.23
3.	7511	Transport truck drivers	NOC Skill Level C	2,089	20	15.24
4.	6552	Other customer and information services representatives	NOC Skill Level C	1,261	20	21.23
5.	1221	Administrative officers	NOC Skill Level B	988	27	21.23
6.	6322	Cooks	NOC Skill Level B	718	31	21.23
7.	1241	Administrative assistants	NOC Skill Level B	699	29	21.23
8.	6711	Food counter attendants, kitchen helpers and related support occupations	NOC Skill Level D	693	20	21.14
9.	621	Retail and wholesale trade managers	NOC Skill Level A	658	21	21.23
10.	1414	Receptionists	NOC Skill Level C	629	19	21.23
11.	7514	Delivery and courier service drivers	NOC Skill Level C	614	19	16.14
12.	1521	Shippers and receivers	NOC Skill Level C	573	21	21.23
13.	4412	Home support workers, housekeepers and related occupations	NOC Skill Level C	542	23	21.23
14.	6731	Light duty cleaners	NOC Skill Level D	491	23	21.23
15.	1215	Supervisors, supply chain, tracking and scheduling co-ordination occupations	NOC Skill Level B	484	21	21.23
16.	7321	Automotive service technicians, truck and bus mechanics and mechanical repairers	NOC Skill Level B	465	27	21.23
17.	6622	Store shelf stockers, clerks and order fillers	NOC Skill Level D	465	18	21.23
18.	2173	Software engineers and designers	NOC Skill Level A	444	20	15.24
19.	1311	Accounting technicians and bookkeepers	NOC Skill Level B	433	32	21.23
20.	1223	Human resources and recruitment officers	NOC Skill Level B	419	22	21.23
21.	1122	Professional occupations in business management consulting	NOC Skill Level A	412	21	21.23
22.	1114	Other financial officers	NOC Skill Level A	370	22	21.23
23.	6411	Sales and account representatives - wholesale trade (non-technical)	NOC Skill Level C	365	19	21.23
24.	111	Financial managers	NOC Skill Level A	348	20	21.23
25.	1123	Professional occupations in advertising, marketing and public relations	NOC Skill Level A	317	24	21.23
26.	4216	Other instructors	NOC Skill Level B	317	17	21.23
27.	3012	Registered nurses and registered psychiatric nurses	NOC Skill Level A	307	22	21.23
28.	6513	Food and beverage servers	NOC Skill Level C	305	20	21.23

JOB POSTINGS BY 3-DIGIT NOC, SKILL LEVEL, FREQUENCY & DURATION

What jobs are hard to fill and/or in-demand?

	3-DIGIT NOC CODE	3-DIGIT NOC LABEL	OCCUPATION'S SKILL LEVEL	POSTING COUNT ▾	AVG POSTING LENGTH IN DAYS	MEDIAN POSTING LENGTH IN DAYS
1.	745	Longshore workers and material handlers	NOC Skill Level C	3,177	23	21.23
2.	642	Retail salespersons	NOC Skill Level C	3,049	18	21.23
3.	751	Motor vehicle and transit drivers	NOC Skill Level C	2,747	19	15.24
4.	122	Administrative and regulatory occupations	NOC Skill Level B	1,781	25	21.23
5.	152	Supply chain logistics, tracking and scheduling co-ordination occupations	NOC Skill Level C	1,280	20	21.23
6.	655	Customer and information services representatives	NOC Skill Level C	1,264	20	21.2
7.	217	Computer and information systems professionals	NOC Skill Level A	1,180	23	17.23
8.	112	Human resources and business service professionals	NOC Skill Level A	990	21	21.23
9.	111	Auditors, accountants and investment professionals	NOC Skill Level A	985	21	20.23
10.	632	Chefs and cooks	NOC Skill Level B	904	32	21.23
11.	673	Cleaners	NOC Skill Level D	876	22	21.23
12.	141	General office workers	NOC Skill Level C	864	19	21.23
13.	124	Office administrative assistants - general, legal and medical	NOC Skill Level B	791	28	21.23
14.	421	Paraprofessional occupations in legal, social, community and education services	NOC Skill Level B	707	18	21.23
15.	671	Food counter attendants, kitchen helpers and related support occupations	NOC Skill Level D	693	20	21.14
16.	121	Administrative services supervisors	NOC Skill Level B	663	21	21.23
17.	441	Home care providers and educational support occupations	NOC Skill Level C	659	25	21.23
18.	062	Retail and wholesale trade managers	NOC Skill Level A	658	21	21.23
19.	131	Finance, insurance and related business administrative occupations	NOC Skill Level B	602	29	21.23
20.	011	Senior managers - construction, transportation, production and utilities	NOC Skill Level A	585	21	21.23
21.	143	Financial, insurance and related administrative support workers	NOC Skill Level C	576	20	21.23
22.	662	Other sales support and related occupations	NOC Skill Level D	519	18	21.23
23.	732	Automotive service technicians	NOC Skill Level B	506	27	21.23
24.	321	Medical technologists and technicians (except dental health)	NOC Skill Level B	470	21	21.23
25.	651	Occupations in food and beverage service	NOC Skill Level C	444	20	21.23
26.	071	Managers in customer and personal services, n.e.c.	NOC Skill Level A	427	22	21.23
27.	723	Machining, metal forming, shaping and erecting trades	NOC Skill Level B	411	23	21.23
28.	012	Senior managers - construction, transportation, production and utilities	NOC Skill Level A	408	24	21.23

JOB POSTINGS BY 2-DIGIT NOC, SKILL LEVEL, FREQUENCY & DURATION

What jobs are hard to fill and/or in-demand?

	2-DIGIT NOC CODE	2-DIGIT NOC LABEL	OCCUPATION'S SKILL LEVEL	POSTING COUNT ▾	AVG POSTING LENGTH IN DAYS	MEDIAN POSTING LENGTH IN DAYS
1.	64	Sales representatives and salespersons - wholesale and retail trade	NOC Skill Level C	3,414	19	21.23
2.	74	Other installers, repairers and servicers and material handlers	NOC Skill Level C	3,281	23	21.23
3.	12	Administrative and financial supervisors and administrative occupations	NOC Skill Level B	3,245	25	21.23
4.	75	Transport and heavy equipment operation and related maintenance occupations	NOC Skill Level C	2,921	20	15.24
5.	65	Service representatives and other customer and personal services occupations	NOC Skill Level C	2,195	20	21.23
6.	21	Professional occupations in natural and applied sciences	NOC Skill Level A	2,034	24	21.13
7.	11	Professional occupations in business and finance	NOC Skill Level A	1,975	21	21.23
8.	14	Office support occupations	NOC Skill Level C	1,624	20	21.23
9.	67	Service support and other service occupations, n.e.c.	NOC Skill Level D	1,615	21	21.23
10.	63	Service supervisors and specialized service occupations	NOC Skill Level B	1,496	32	21.23
11.	72	Industrial, electrical and construction trades	NOC Skill Level B	1,386	26	21.23
12.	15	Distribution, tracking and scheduling co-ordination occupations	NOC Skill Level C	1,331	20	21.23
13.	01	Senior managers - construction, transportation, production and utilities	NOC Skill Level A	1,171	24	21.23
14.	06	Middle management occupations in retail and wholesale trade and customer services	NOC Skill Level A	1,042	23	21.23
15.	22	Technical occupations related to natural and applied sciences	NOC Skill Level B	999	24	21.23
16.	73	Maintenance and equipment operation trades	NOC Skill Level B	930	25	21.23
17.	62	Retail sales supervisors and specialized sales occupations	NOC Skill Level B	883	20	21.18
18.	32	Technical occupations in health	NOC Skill Level B	717	21	21.23
19.	42	Paraprofessional occupations in legal, social, community and education services	NOC Skill Level B	707	18	21.23
20.	66	Sales support occupations	NOC Skill Level D	685	18	21.23
21.	44	Care providers and educational, legal and public protection support occupations	NOC Skill Level C	659	25	21.23
22.	13	Finance, insurance and related business administrative occupations	NOC Skill Level B	602	29	21.23
23.	07	Managers in customer and personal services, n.e.c.	NOC Skill Level A	559	21	21.23
24.	41	Professional occupations in law and social, community and government services	NOC Skill Level A	512	23	21.23
25.	52	Technical occupations in art, culture, recreation and sport	NOC Skill Level B	366	24	21.23
26.	31	Professional occupations in health (except nursing)	NOC Skill Level A	358	21	21.23
27.	96	Labourers in processing, manufacturing and utilities	NOC Skill Level D	332	24	21.23

MULTILINGUAL JOB POSTINGS BY THE NUMBERS

ACTIVE POSTINGS
3,979

NEW POSTINGS
2,476

COMPANIES
1,379

JOB LANGUAGES
11

OF DAYS POSTED

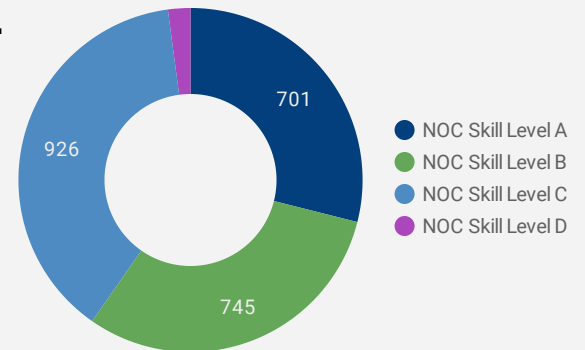
AVERAGE
18.3

MEDIAN
21

MULTILINGUAL JOB POSTINGS BY SKILL LEVEL

What language skills are employers looking for by occupational skill level?

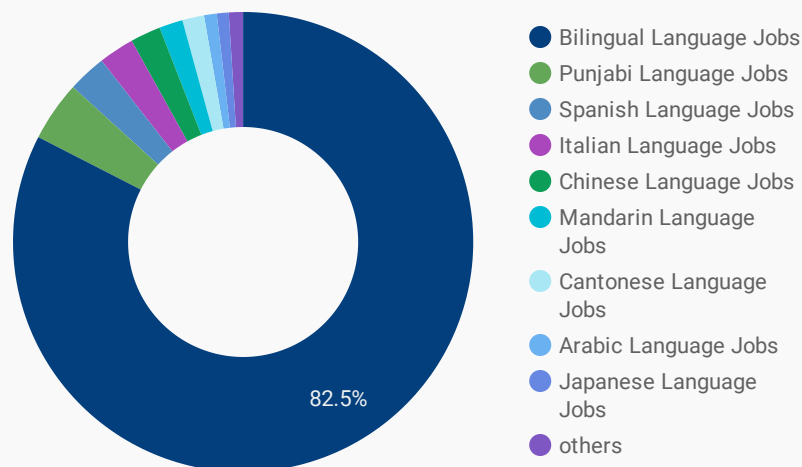
- 701** Skill Level A - Management/ Professional Occupations usually requiring University
- 745** Skill Level B - Usually college education or apprenticeship training
- 926** Skill Level C - Usually secondary education or occupation-specific training
- 51** Skill Level D - Usually on-the-job training



LANGUAGES	NOC Skill Level A	NOC Skill Level B	NOC Skill Level C	NOC Skill Level D
Bilingual Language Jobs	618	532	739	21
Punjabi Language Jobs	7	57	56	4
Italian Language Jobs	11	33	26	8
Spanish Language Jobs	11	24	28	3
Chinese Language Jobs	19	19	21	2
Mandarin Language Jobs	11	26	12	2
Cantonese Language Jobs	5	22	10	2

LANGUAGE SKILLS BREAKDOWN

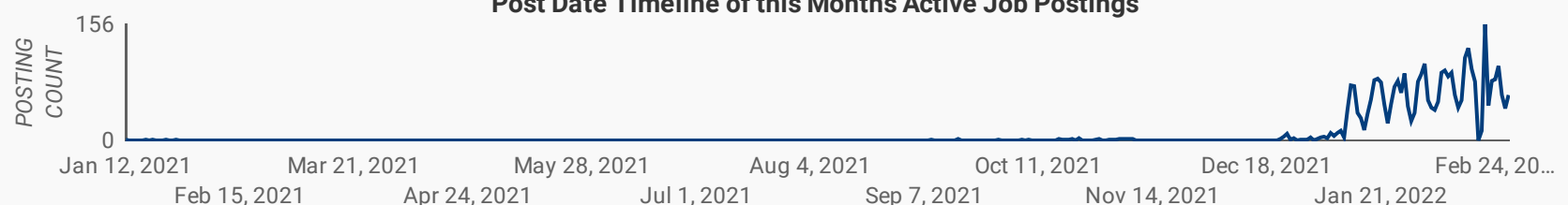
Which kinds of language skills do employers seek?



LANGUAGES	POSTING COUNT
1. Bilingual Language Jobs	3,294
2. Punjabi Language Jobs	164
3. Spanish Language Jobs	101
4. Italian Language Jobs	100
5. Chinese Language Jobs	83
6. Mandarin Language Jobs	69
7. Cantonese Language Jobs	60

1 - 11 / 11

Post Date Timeline of this Month's Active Job Postings



LANGUAGE SKILLS BEING RECRUITED BY SKILL TYPE

What language skills are sought by 1-Digit NOC?

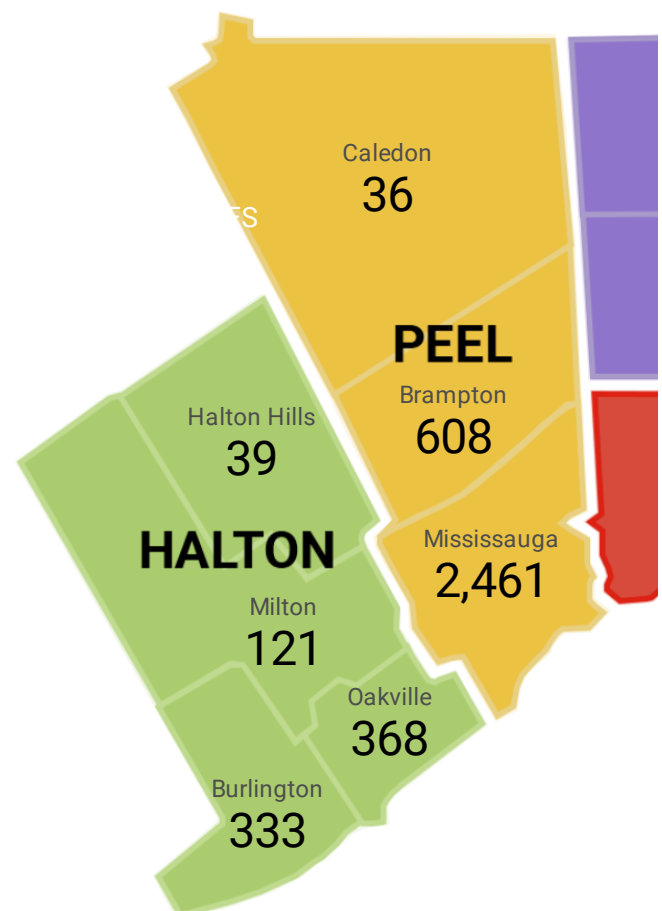
SKILL TYPE NAME	French La...	Punjabi L...	Italian La...	Spanish ...	Chinese ...	Mandarin...	Grand total
Business, finance and administration occu...	562	56	3	18	19	28	730
Health occupations	94	4			2	1	101
Management occupations	247	3	10	3	8	7	283
Natural and applied sciences and related o...	113	1		5	4	3	137
Natural resources, agriculture and related ...	1						1
Occupations in art, culture, recreation and ...	22	3	3				29
Occupations in education, law and social, ...	170	10	4	3	5	1	202
Occupations in manufacturing and utilities	3	1		4	1	1	10
Sales and service occupations	600	30	57	28	16	9	793
Trades, transport and equipment operator...	98	16	1	5	6	1	137
Grand total	1,910	124	78	66	61	51	2,423

MULTILINGUAL JOB POSTINGS BY MUNICIPALITY

What language skills are sought by 4-Digit NOC?

MUNICIPALITY	JOB LANGUAGES	AVG POSTING LENGTH IN DAYS	MEDIAN POSTING LENGTH IN DAYS
1. City of Mississauga	2,461	22.3	21.23
2. City of Brampton	608	21.3	21.23
3. Oakville	368	20.6	21.23
4. Burlington	333	21.6	21.23
5. Milton	121	19.9	21.23
6. Halton Hills	39	19.3	21.23
7. Town of Caledon	36	21.6	20.96

REGION	JOB LANGUAGES	AVG POSTING LENGTH IN DAYS	MEDIAN POSTING LENGTH IN DAYS
1. Peel Region	3,105	21.9	21.23
2. Halton Region	861	20.8	21.23



LANGUAGE DEMAND BY JOB

What language skills are sought by 4-Digit NOC?

	4 DIGIT NOC NAME	POSTINGS ▾
1.	Other customer and information service...	258
2.	Retail salespersons	212
3.	School principals and administrators of ...	79
4.	Administrative officers	78
5.	Human resources and recruitment officers	62
6.	Sales and account representatives - whol...	61
7.	Professional occupations in business m...	59
8.	Other instructors	54
9.	Administrative assistants	51
10.	Cooks	49
11.	Professional occupations in advertising, ...	49
12.	Social and community service workers	47
13.	Insurance agents and brokers	46
14.	Retail and wholesale trade managers	45
15.	Receptionists	44
16.	Other financial officers	40
17.	User support technicians	38
18.	Material handlers	37
19.	Human resources professionals	37
20.	Advertising, marketing and public relatio...	35
21.	Delivery and courier service drivers	32
22.	Food counter attendants, kitchen helpers...	26
23.	Financial managers	26
24.	Chefs	25
25.	Supervisors, supply chain, tracking and s...	25
26.	Food and beverage servers	25
27.	Transport truck drivers	22
28.	Accounting and related clerks	22
29.	Payroll administrators	22
30.	Data entry clerks	21
31.	Collectors	20
		1 - 100 / 187 < >

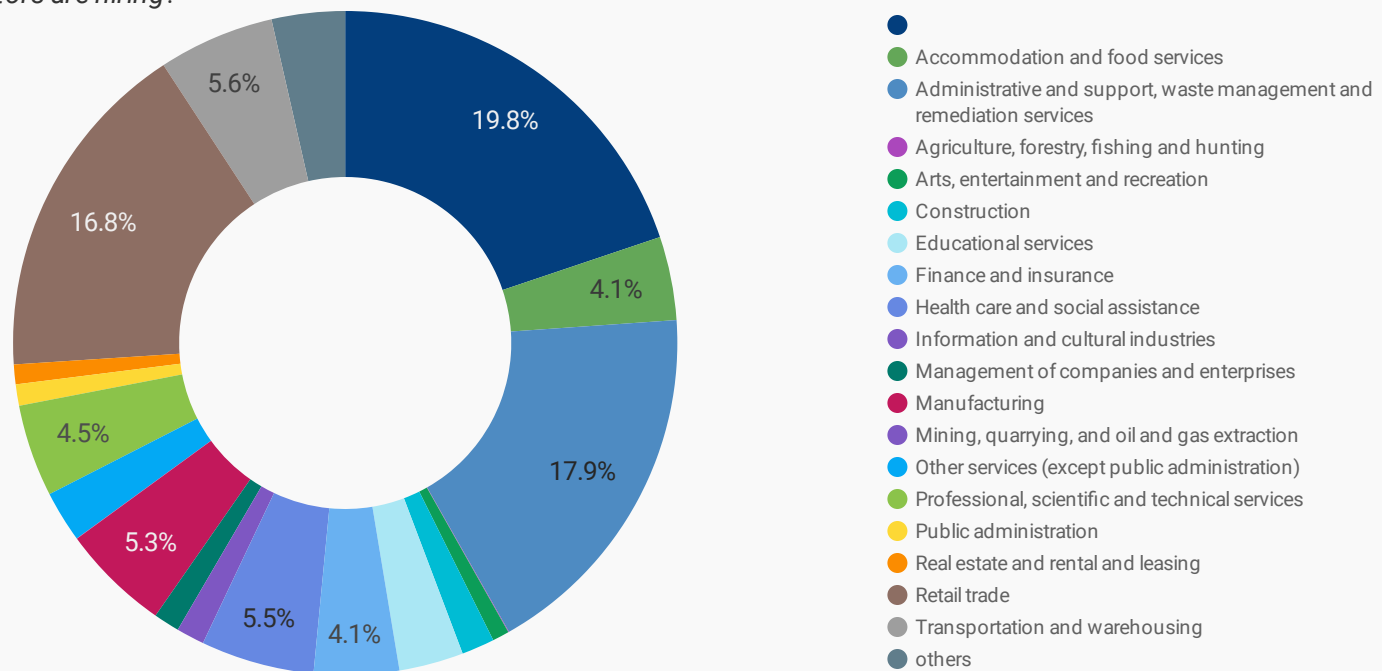
MULTILINGUAL HIRING EMPLOYERS

Which employers are seeking multilingual candidates?

	COMPANY	POSTINGS ▾
1.	Trillium Health Partners	165
2.	Bell	137
3.	Bell Canada	93
4.	LAURENTIAN BANK OF CANADA	68
5.	BELL MOBILITY/BELL MOBILITÄ%	49
6.	Randstad Canada	47
7.	BELL BUSINESS MARKETS	42
8.	Varsity Tutors	39
9.	Kijiji Jobs	38
10.	BANQUE LAURENTIENNE DU CANADA	34
11.	Royal Bank of Canada	32
12.	McKesson	29
13.	IPEX Group of Companies	24
14.	FedEx Express	23
15.	ERINOAKKIDS CENTRE FOR TREATMENT AND DEVELOPMENT	22
16.	Farm Boy	21
17.	FEDEX	21
18.	Btrust International Trading Inc.	19
19.	Ontario's LHINs	19
20.	Farm Boy Inc.	18
21.	RBC	18
22.	Canadian Cancer Society	18
23.	Peel District School Board	18
24.	The Co-operators	17
25.	Various Ministries	17
26.	Shoppers Drug Mart	16
27.	AmerisourceBergen	16
28.	Cigna	16
		1 - 50 / 1381 < >

TOP HIRING SECTORS BY 2-DIGIT NAICS CODE

What sectors are hiring?



	NAICS CODE	2-DIGIT NAICS LABEL	POSTING COUNT	AVG POSTING LENGTH IN DAYS	MEDIAN POSTING LENGTH IN DAYS
1.	56	Administrative and support, waste management and remediation services	3,355	32.5	21
2.	44-45	Retail trade	2,645	19.2	21
3.	0	0	1,889	6.8	5
4.	62	Health care and social assistance	938	19.7	21
5.	48-49	Transportation and warehousing	912	21.2	21
6.	31-33	Manufacturing	907	23.0	21
7.	54	Professional, scientific and technical services	757	23.3	21
8.	52	Finance and insurance	695	18.4	20
9.	72	Accommodation and food services	631	22.5	21
10.	41	Wholesale trade	525	21.4	21
11.	61	Educational services	445	11.9	5
12.	81	Other services (except public administration)	397	26.3	21
13.	23	Construction	286	24.2	21
14.	55	Management of companies and enterprises	266	24.4	21
15.	51	Information and cultural industries	230	22.4	18
16.	53	Real estate and rental and leasing	174	20.1	21
17.	91	Public administration	144	18.9	21
18.	71	Arts, entertainment and recreation	137	26.3	21
19.	22	Utilities	70	18.5	21
20.	11	Agriculture, forestry, fishing and hunting	8	58.4	26

NOTE: NAICS code 56 includes Employment Agencies. Manufacturing includes codes 31-33, Retail Trade includes codes 44-45 and Transportation and Warehousing includes codes 48-49.

TOP HIRING SECTORS BY 3-DIGIT NAICS CODE

What sectors are hiring?

	NAICS CODE	3-DIGIT NAICS LABEL	POSTING COUNT ▾	AVERAGE POSTING LENGTH IN DAYS	MEDIAN POSTING LENGTH IN DAYS
1.	561	Administrative and support services	3,318	32.6	21.23
2.			1,889	6.8	5.24
3.	541	Professional, scientific and technical services	757	23.3	21.23
4.	621	Ambulatory health care services	651	19.5	21.23
5.	722	Food services and drinking places	616	22.6	21.23
6.	522	Credit intermediation and related activities	553	18.2	20.23
7.	445	Food and beverage stores	474	18.9	20.64
8.	611	Educational services	445	11.9	5.24
9.	443	Electronics and appliance stores	404	25.9	21.23
10.	448	Clothing and clothing accessories stores	320	28.4	21.23
11.	484	Truck transportation	317	27.5	21.23
12.	493	Warehousing and storage	315	14.8	15.24
13.	551	Management of companies and enterprises	266	24.4	21.23
14.	452	General merchandise stores	265	11.6	4.24
15.	444	Building material and garden equipment and supplies dealers	264	10.0	6.24
16.	446	Health and personal care stores	261	18.9	21.23
17.	453	Miscellaneous store retailers	254	20.1	21.23
18.	442	Furniture and home furnishings stores	220	17.8	21.23
19.	238	Specialty trade contractors	174	22.7	21.23
20.	325	Chemical manufacturing	167	24.3	21.23
21.	488	Support activities for transportation	159	21.4	18.23
22.	417	Machinery, equipment and supplies merchant wholesalers	156	19.8	21.23
23.	811	Repair and maintenance	152	46.9	21.23
24.	441	Motor vehicle and parts dealers	151	19.7	21.23
25.	517	Telecommunications	142	19.4	16.24
26.	913	Local, municipal and regional public administration	133	18.8	21.23
27.	813	Religious, grant-making, civic, and professional and similar organizations	129	18.6	21.23
28.	713	Amusement, gambling and recreation industries	123	26.9	21.23
29.	812	Personal and laundry services	116	13.8	15.23
30.	623	Nursing and residential care facilities	116	19.7	21.23
31.	333	Machinery manufacturing	112	21.7	21.23

TOP HIRING SECTORS BY 4-DIGIT NAICS CODE

What sectors are hiring?

	NAICS CODE	4-DIGIT NAICS LABEL	POSTING COUNT ▾	AVERAGE POSTING LENGTH IN DAYS	MEDIAN POSTING DAYS IN LENGTH
1.	5613	Employment services	3,168	33.3	21.23
2.			1,889	6.8	5.24
3.	7225	Full-service restaurants and limited-service eating places	551	23.5	21.23
4.	5221	Depository credit intermediation	528	18.2	20.23
5.	4431	Electronics and appliance stores	404	25.9	21.23
6.	4451	Grocery stores	389	17.7	18.23
7.	6117	Educational support services	318	8.8	3.24
8.	4931	Warehousing and storage	315	14.8	15.24
9.	4841	General freight trucking	306	27.0	21.23
10.	6211	Offices of physicians	306	21.3	21.23
11.	4481	Clothing stores	286	29.1	21.23
12.	5511	Management of companies and enterprises	266	24.4	21.23
13.	4461	Health and personal care stores	261	18.9	21.23
14.	5413	Architectural, engineering and related services	255	22.5	15.74
15.	4441	Building material and supplies dealers	252	9.6	5.24
16.	4521	Department stores	226	7.8	4.23
17.	5416	Management, scientific and technical consulting services	146	27.9	21.23
18.	4422	Home furnishings stores	145	16.4	21.23
19.	4411	Automobile dealers	136	19.4	21.23
20.	9139	Other local, municipal and regional public administration	133	18.8	21.23
21.	4532	Office supplies, stationery and gift stores	130	21.0	16.19
22.	5179	Other telecommunications	128	19.7	16.24
23.	7139	Other amusement and recreation industries	121	27.1	21.23
24.	8111	Automotive repair and maintenance	112	49.8	21.23
25.	8121	Personal care services	99	12.9	8.24
26.	6212	Offices of dentists	98	19.5	21.23
27.	4539	Other miscellaneous store retailers	98	18.5	21.23
28.	5417	Scientific research and development services	93	22.1	21.14
29.	5412	Accounting, tax preparation, bookkeeping and payroll services	91	22.6	21.23
30.	4172	Construction, forestry, mining, and industrial machinery, equipment and supplies merchant wholesalers	90	21.0	21.23
31.	6213	Offices of other health practitioners	87	17.1	20.73

TOP HIRING SECTORS BY 5-DIGIT NAICS CODE

What sectors are hiring?

	NAICS CODE	5-DIGIT NAICS LABEL	POSTING COUNT ▾	AVERAGE POSTING LENGTH IN DAYS	MEDIAN POSTING LENGTH IN DAYS
1.	56131	Employment placement agencies and executive search services	3,079	33.6	21.23
2.			1,889	6.8	5.24
3.	72251	Full-service restaurants and limited-service eating places	551	23.5	21.23
4.	52211	Banking	520	18.2	20.23
5.	44314	Electronics and appliance stores	404	25.9	21.23
6.	44511	Supermarkets and other grocery (except convenience) stores	381	17.4	18.09
7.	61171	Educational support services	318	8.8	3.24
8.	62111	Offices of physicians	306	21.3	21.23
9.	49311	General warehousing and storage	267	13.8	15.24
10.	55111	Management of companies and enterprises	266	24.4	21.23
11.	45211	Department stores	226	7.8	4.23
12.	54133	Engineering services	224	22.5	15.24
13.	48411	General freight trucking, local	155	28.8	21.23
14.	48412	General freight trucking, long distance	151	24.8	21.23
15.	44411	Home centres	146	6.7	4.24
16.	44619	Other health and personal care stores	141	17.7	15.24
17.	91391	Other local, municipal and regional public administration	133	18.8	21.23
18.	44111	New car dealers	132	19.4	21.23
19.	44229	Other home furnishings stores	131	16.0	20.68
20.	51791	Other telecommunications	128	19.7	16.24
21.	45321	Office supplies and stationery stores	127	21.1	16.14
22.	54161	Management consulting services	107	28.7	21.23
23.	62121	Offices of dentists	98	19.5	21.23
24.	44819	Other clothing stores	95	22.9	21.23
25.	54121	Accounting, tax preparation, bookkeeping and payroll services	91	22.6	21.23
26.	71394	Fitness and recreational sports centres	90	24.8	21.23
27.	56132	Temporary help services	89	24.9	24.13
28.	54171	Research and development in the physical, engineering and life sciences	89	22.8	21.14
29.	41723	Industrial machinery, equipment and supplies merchant wholesalers	87	21.0	21.23
30.	62331	Community care facilities for the elderly	84	20.0	21.23
31.	44412	Hardware stores	84	12.6	20.24

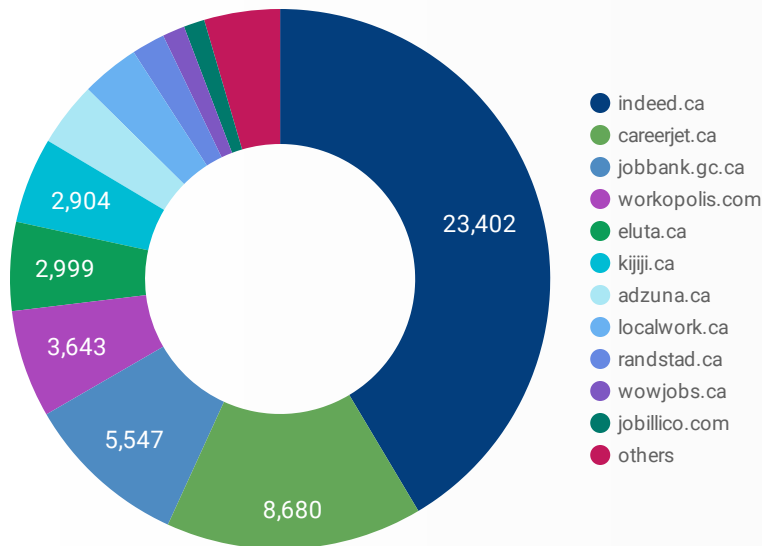
TOP HIRING SECTORS BY 6-DIGIT NAICS CODE

What sectors are hiring?

	NAICS CODE	6-DIGIT NAICS LABEL	POSTING COUNT ▾	AVG POSTING LENGTH IN DAYS	MEDIAN POSTING LENGTH IN DAYS
1.	561310	Employment placement agencies and executive search services	3,438	32.8	21.23
2.	443143	Appliance, television and other electronics stores	437	25.7	21.23
3.	445110	Supermarkets and other grocery (except convenience) stores	421	16.9	16.24
4.	611710	Educational support services	380	8.0	4.14
5.	621110	Offices of physicians	356	20.3	21.23
6.	722511	Full-service restaurants	351	23.7	20.23
7.	493110	General warehousing and storage	300	12.9	15.24
8.	522112	Corporate and institutional banking industry	299	18.5	21.23
9.	452110	Department stores	291	7.0	4.19
10.	522111	Personal and commercial banking industry	285	17.7	16.24
11.	551114	Head offices	279	24.5	21.23
12.	722512	Limited-service eating places	265	23.6	21.23
13.	541330	Engineering services	251	21.7	15.24
14.	484110	General freight trucking, local	169	28.5	21.23
15.	444110	Home centres	168	6.8	4.24
16.	446199	All other health and personal care stores	156	17.1	15.24
17.	441110	New car dealers	154	19.1	21.23
18.	442298	All other home furnishings stores	151	16.4	21.18
19.	913910	Other local, municipal and regional public administration	147	18.8	21.23
20.	453210	Office supplies and stationery stores	144	20.3	15.24
21.	517919	All other telecommunications	144	19.6	16.24
22.	621210	Offices of dentists	114	19.8	21.23
23.	484121	General freight trucking, long distance, truck-load	113	25.5	21.23
24.	448199	All other clothing stores	110	22.8	21.23
25.	713940	Fitness and recreational sports centres	104	24.8	21.23
26.	541710	Research and development in the physical, engineering and life sciences	103	22.5	20.69
27.	448140	Family clothing stores	102	38.3	21.23
28.	444130	Hardware stores	100	12.8	15.23
29.	417230	Industrial machinery, equipment and supplies merchant wholesalers	99	20.2	21.23
30.	561320	Temporary help services	97	24.6	24.13
31.	623310	Community care facilities for the elderly	96	18.6	18.23

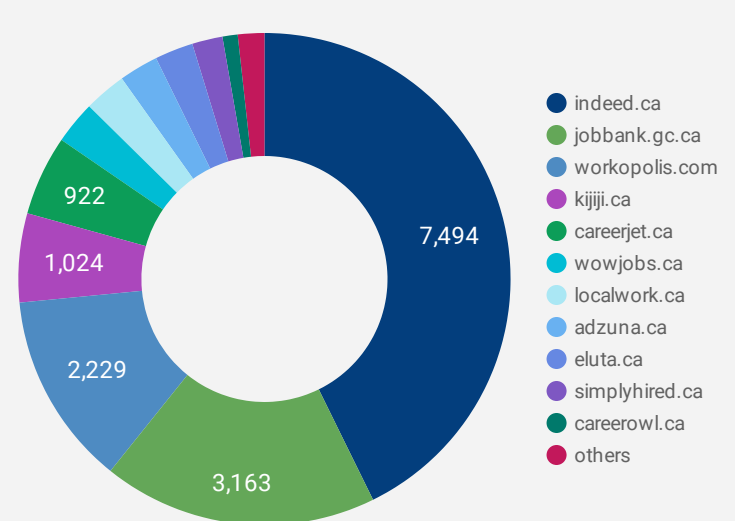
JOB POSTINGS BY JOB BOARD

What share of unique job postings appear on each job board?



COMPANIES BY JOB BOARD

What share of unique job postings appear on each job board?



JOB POSTING DETAILS BY JOB BOARD

How does job posting activity differ by job board?

	JOB BOARD	POSTING COUNT	AVG POSTING LENGTH IN DAYS	MEDIAN POSTING LENGTH IN DAYS	# OF COMPANIES
1.	indeed.ca	23,402	21	21.23	7,494
2.	careerjet.ca	8,680	27	15.23	922
3.	jobbank.gc.ca	5,547	39	20.23	3,163
4.	workopolis.com	3,643	15	15.24	2,229
5.	eluta.ca	2,999	21	21.23	443
6.	kijiji.ca	2,904	15	15.24	1,024
7.	adzuna.ca	2,175	15	15.24	452
8.	localwork.ca	1,963	4	2.24	488
9.	randstad.ca	1,126	63	89.73	1
10.	wowjobs.ca	755	16	16.23	494
11.	jobillico.com	706	20	9.24	89
12.	careerarc.com	548	35	22.73	32
13.	simplyhired.ca	479	15	15.24	351
14.	careerbuilder.ca	426	21	27.23	57
15.	network.applytoeducation.com	407	5	3.24	9
16.	careerowl.ca	268	80	70.23	175
17.	retail.ca	71	20	17.23	20
18.	charityvillage.com	65	15	15.24	43