

JOB DEMAND REPORT

JANUARY 2022

HIGHLIGHTS

JOB POSTINGS BY THE NUMBERS

TOTAL POSTINGS	NEW THIS MONTH	COMPANIES	JOB BOARDS
51,543	33,959	11,757	32

OF DAYS POSTED

AVERAGE	MEDIAN
21.2	21

REPORT BUILDER

The default filter selection below will show all job demand data for the month. You can use the filters to create a customized report for the purpose of understanding a subset of the data.

OCCUPATION FILTERS

SKILL TYPE NAME / 1-DIGIT NOC	▼
MAJOR GROUP / 2-DIGIT NOC	▼
MINOR GROUP / 3-DIGIT NOC	▼
UNIT GROUP / 4-DIGIT NOC	▼
SKILL LEVEL	▼
JOB TYPE	▼
JOB DURATION	▼
ADDITIONAL LANGUAGE	▼
SPECIFIC JOB TAGS	▼

INDUSTRY/SECTOR FILTERS

HIRING SECTOR BY 2-DIGIT NAICS CODE	▼
HIRING SECTOR BY 3-DIGIT NAICS CODE	▼
HIRING SECTOR BY 4-DIGIT NAICS CODE	▼
HIRING SECTOR BY 5-DIGIT NAICS CODE	▼
HIRING SECTOR BY 6-DIGIT NAICS CODE	▼

OTHER FILTERS

MUNICIPALITY	▼
REGION	▼
JOB BOARD	▼

NOC = National Occupation Classification | NAICS = North American Industry Classification System

Page 1 of 20

Source:

Job posting data collected by the Peel Halton Workforce Development Group from job boards and employer websites that recruit candidates in Peel and Halton Regions.

Canada 

EMPLOYMENT ONTARIO 

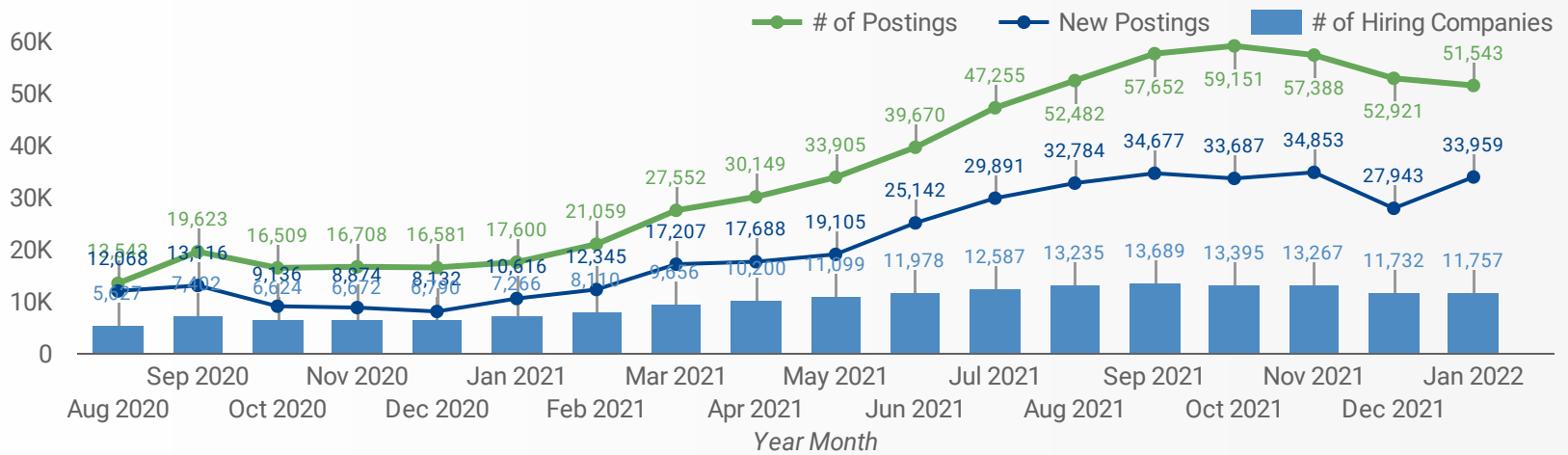
Ontario 

This Employment Ontario service is funded in part by the Government of Canada and the Government of Ontario.

Ce service Emploi Ontario est financé en partie par le gouvernement du Canada et le gouvernement de l'Ontario.

JOB POSTINGS BY MONTH FOR PEEL & HALTON REGIONS

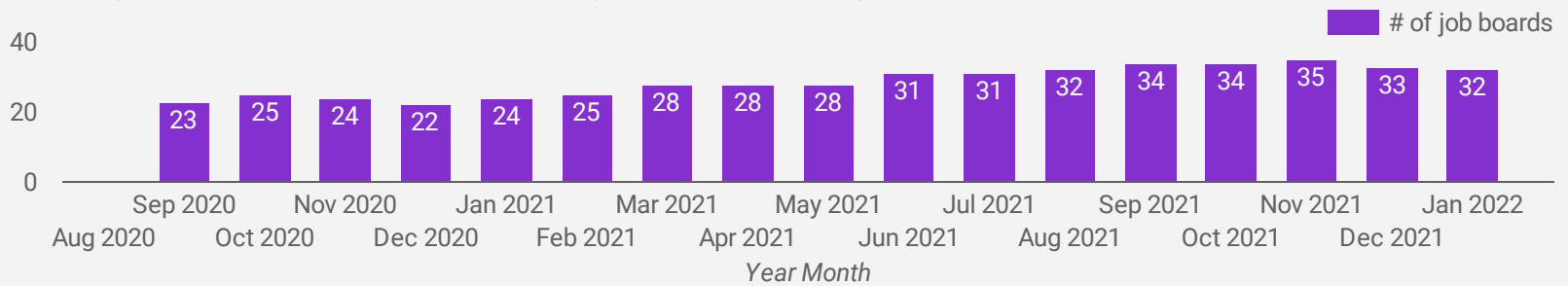
How many job postings were active for at least 1 day this month?



NOTE: This graph cannot be filtered using the controls on the cover page

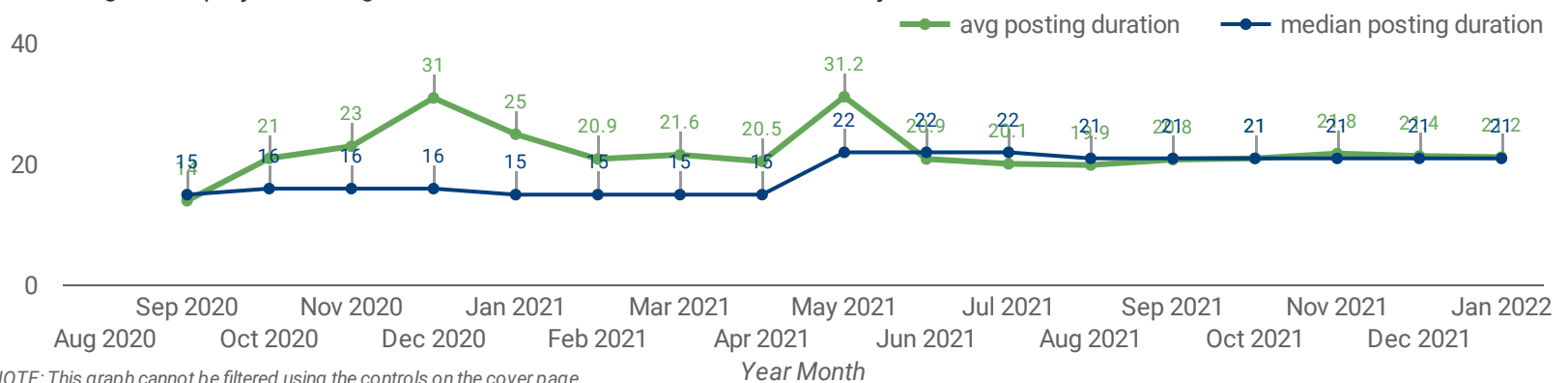
NUMBER OF ACTIVE JOB BOARDS

How many job postings were active for at least 1 day this month on these job boards?



AVG & MEDIAN POSTING LENGTH BY DAYS


How long are employers having to recruit for to find candidates to fill their job vacancies?



NOTE: This graph cannot be filtered using the controls on the cover page

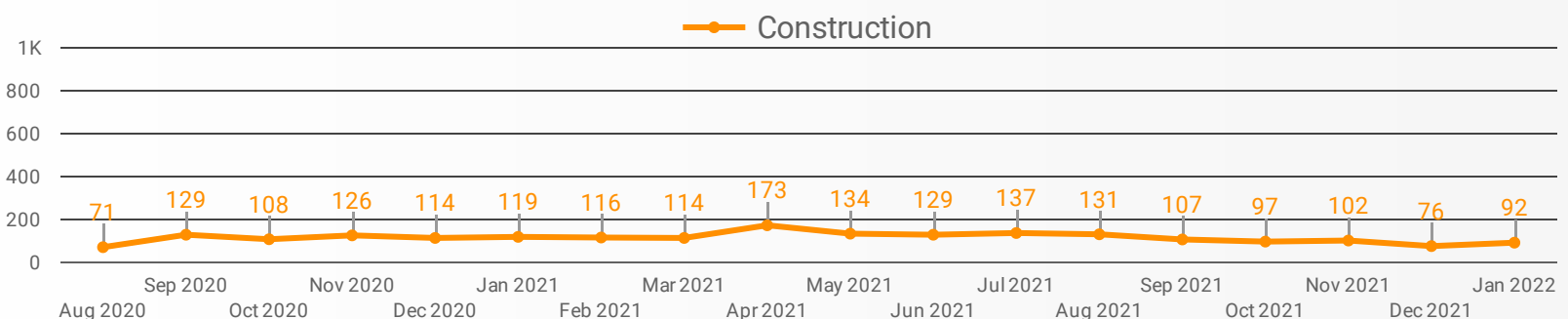
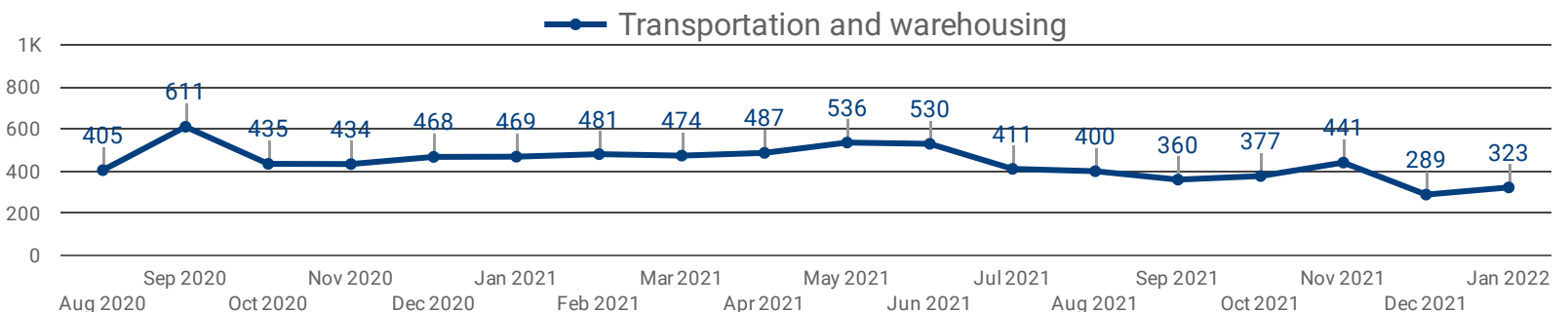
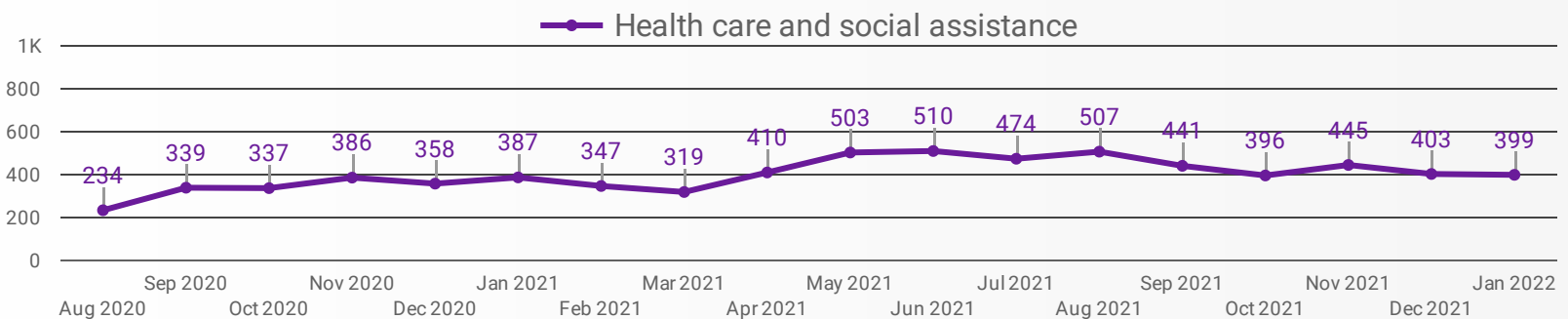
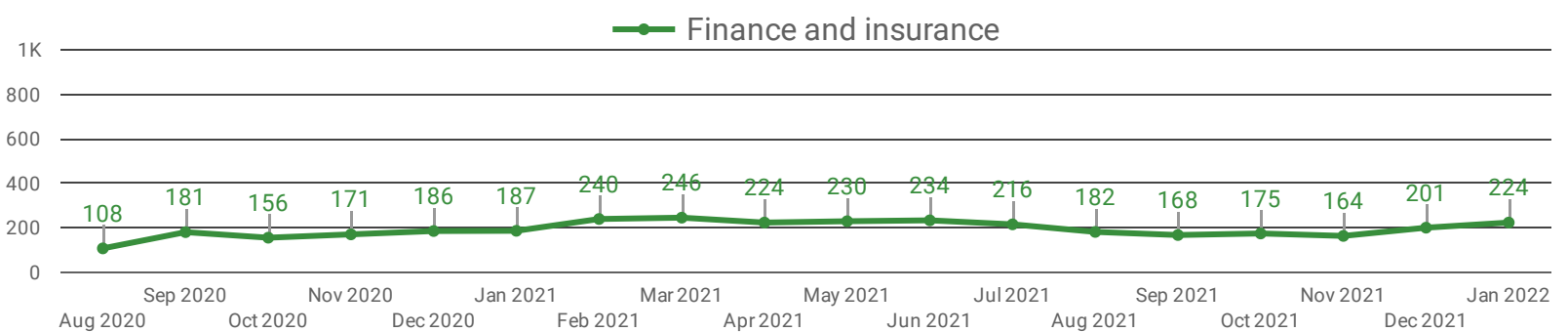
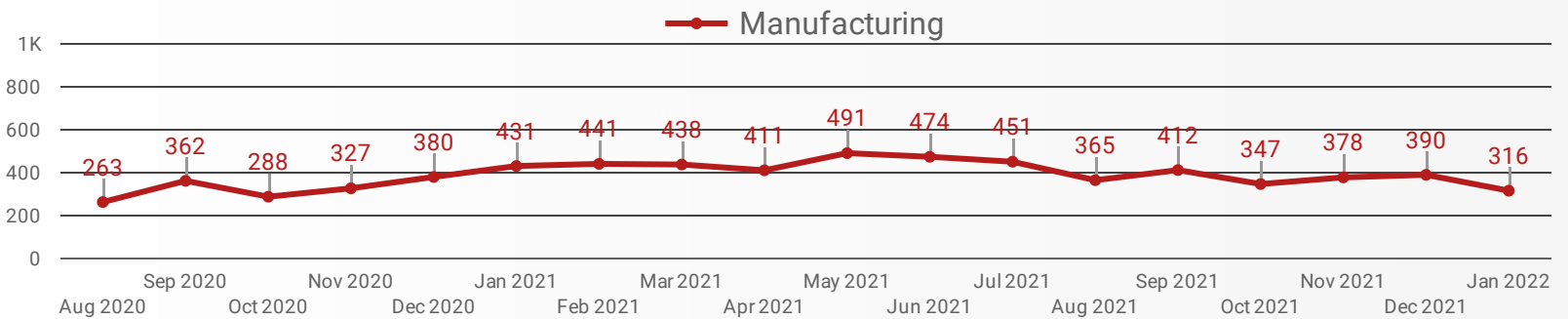
POST DATE TIMELINE FOR THIS MONTH'S ACTIVE JOB POSTINGS

How many job postings were active for at least 1 day this month?



DEMAND BY KEY SECTOR (PEEL & HALTON REGIONS)

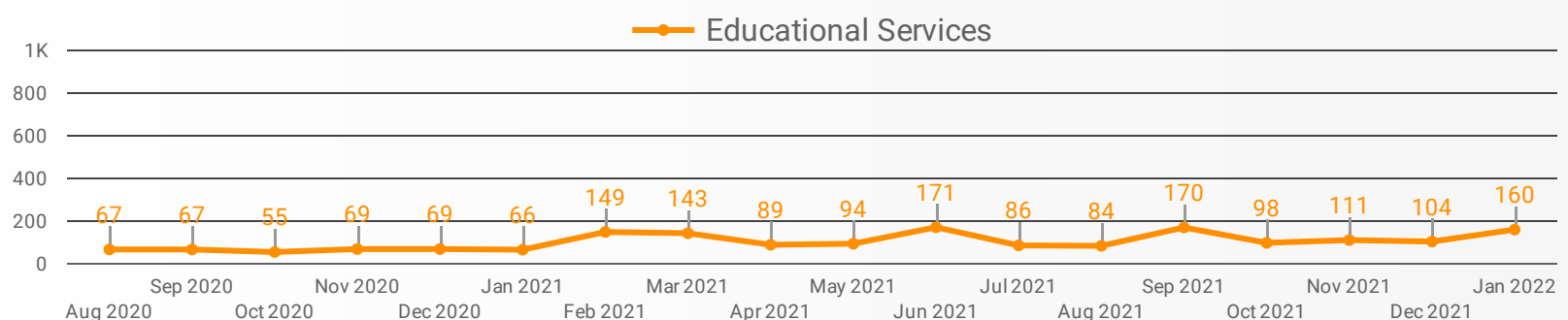
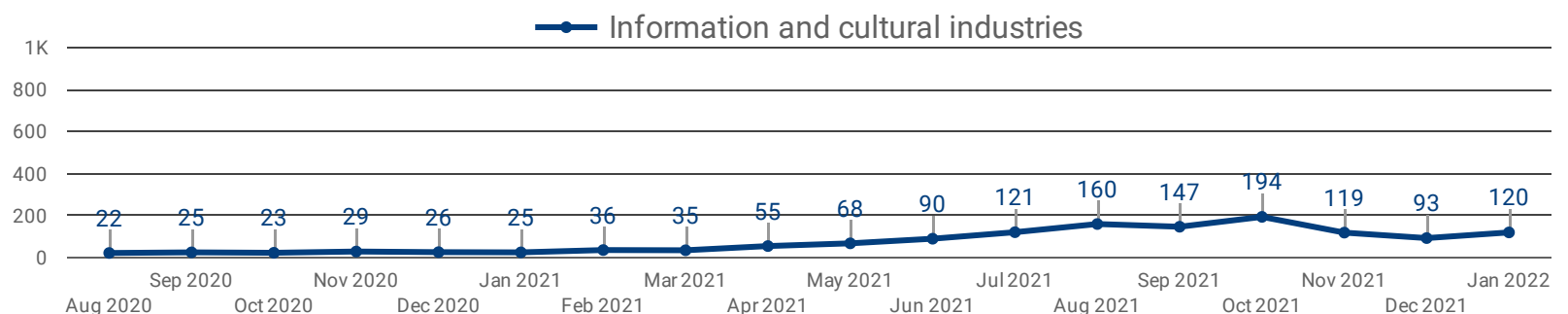
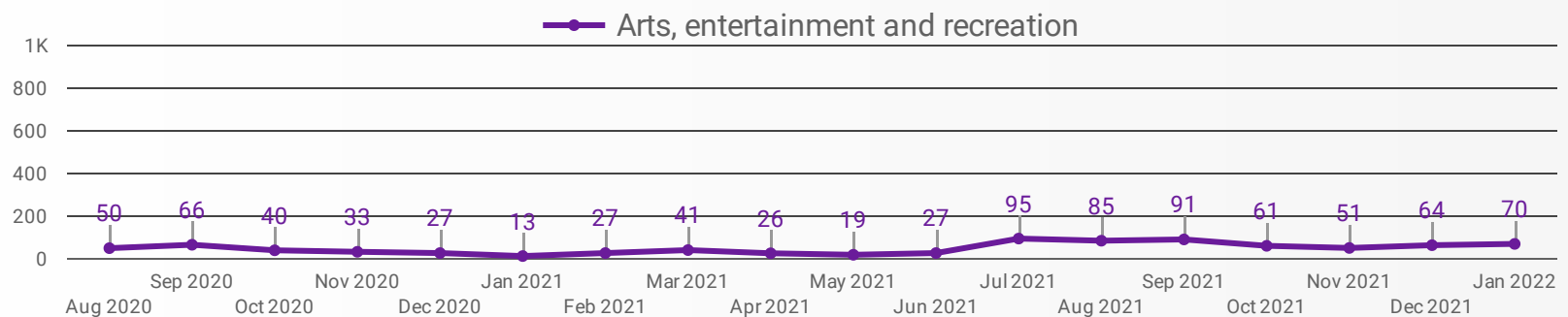
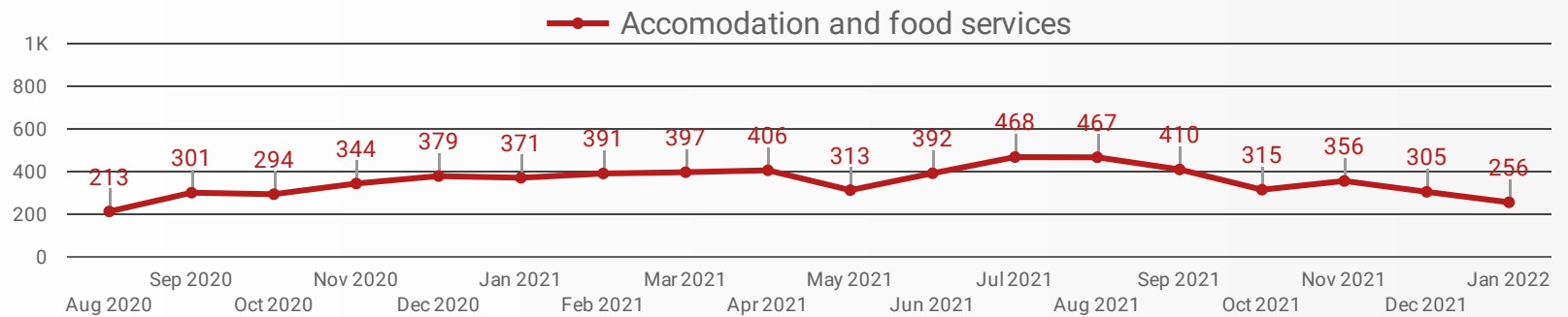
How many job postings were active for at least 1 day this month by sector?



NOTE: This graph cannot be filtered using the controls on the cover page

DEMAND BY IMPACTED SECTOR (PEEL & HALTON REGIONS)

How many job postings were active for at least 1 day this month by sector?



NOTE: This graph cannot be filtered using the controls on the cover page

JOB POSTINGS BY REGION

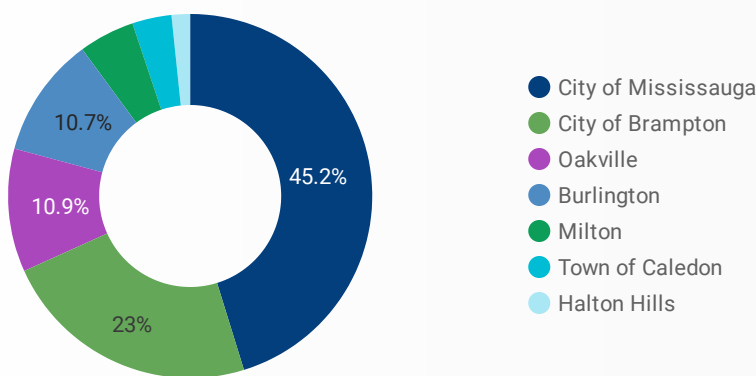
Where are job opportunities being offered?

	REGION	POSTING COUNT	AVG POSTING LENGTH IN DAYS	MEDIAN POSTING LENGTH IN DAYS
1.	Peel Region	36,862	21.4	21.23
2.	Halton Region	14,525	20.5	21.23

JOB POSTINGS BY MUNICIPALITY

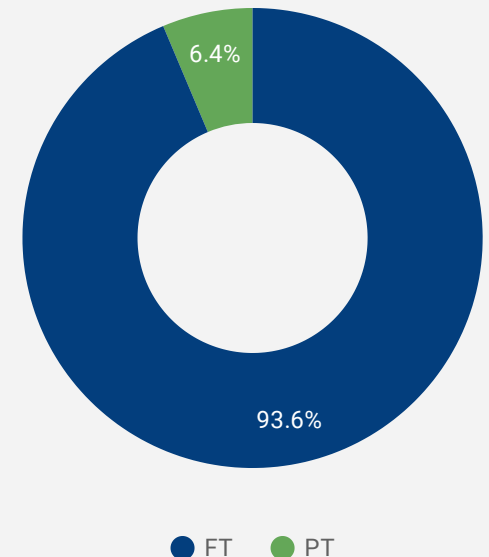
Where are job opportunities being offered?

	MUNICIPALITY	POSTING COUNT	AVG POSTING LENGTH IN DAYS	MEDIAN POSTING LENGTH IN DAYS
1.	City of Mississauga	23,239	22.0	21.23
2.	City of Brampton	11,830	20.4	20.23
3.	Oakville	5,625	20.4	21.23
4.	Burlington	5,508	21.6	21.23
5.	Milton	2,547	18.4	16.23
6.	Town of Caledon	1,793	21.5	20.23
7.	Halton Hills	845	21.0	21.23



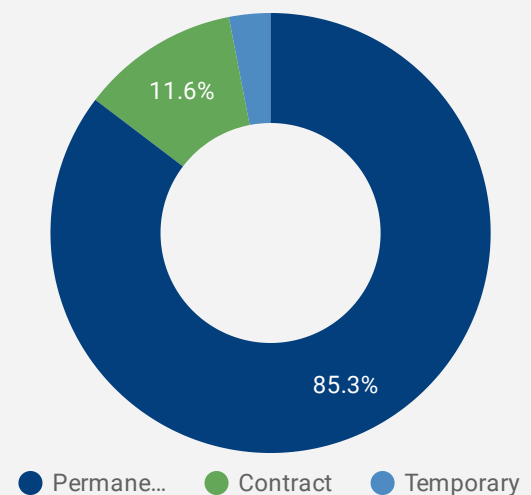
JOB TYPE

Full-time vs Part-time



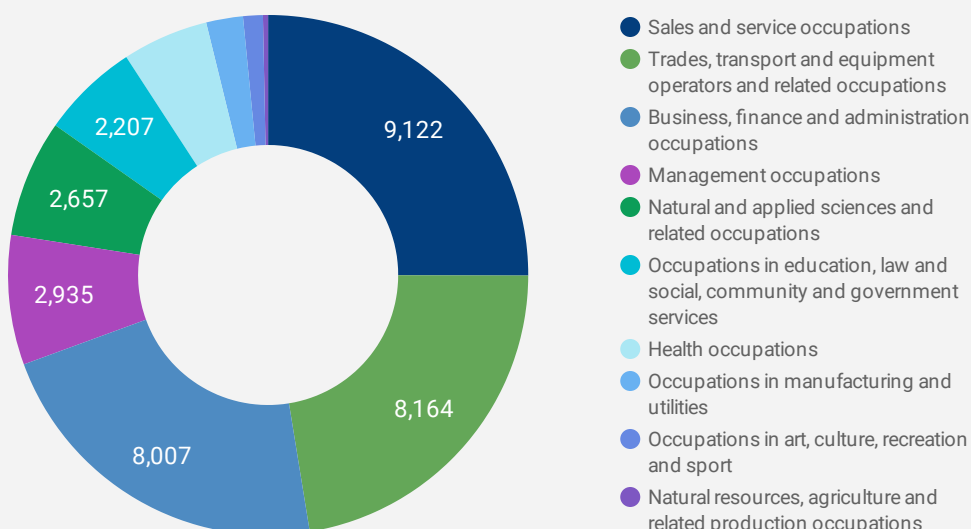
JOB DURATION

Permanency of jobs posted



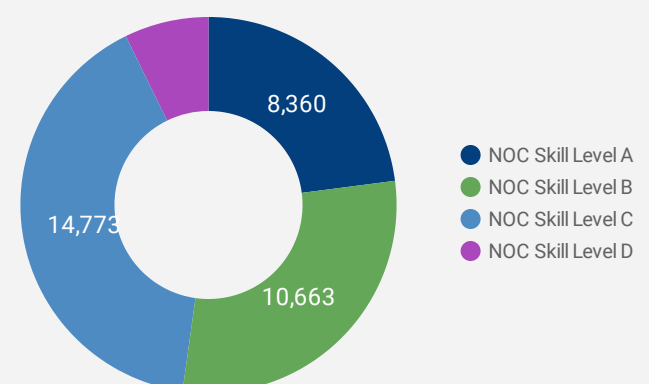
JOB POSTINGS BY SKILL TYPE

What skill type is being recruited?



JOB POSTS BY SKILL LEVEL

What education do occupations typically require?



Skill Level A = Usually University education | Skill Level B = Usually College education or Apprenticeship training | Skill Level C = Usually Secondary education or occupation-specific training | Skill Level D = Usually on-the-job training

TOP HIRING COMPANIES & AGENCIES

What companies are hiring?

	COMPANY	POSTINGS ▾	AVERAGE POSTING DURATION IN DAYS	MEDIAN POSTING DURATION IN DAYS
1.	Randstad Canada	1,677	46.7	36
2.	Peel District School Board	419	8.8	4
3.	Loblaw Companies Limited	378	19.4	21
4.	RONA inc.	378	2.3	1
5.	Halton Healthcare	358	24.2	21
6.	Rogers Communications Canada Inc.	272	15.2	15
7.	Equest	266	15.2	15
8.	Breakaway Staffing Solutions	260	8.0	8
9.	AppleOne	248	18.6	21
10.	Loblaw	228	7.0	5
11.	RONA	224	7.3	3
12.	Halton District School Board	217	8.2	3
13.	Lowe's	215	5.8	2
14.	ROGERS COMMUNICATIONS	207	17.7	15
15.	ABL Employment	190	20.5	21
16.	Walmart	185	3.4	3
17.	City of Brampton	181	22.5	21
18.	Walmart Canada	177	19.5	21
19.	Trillium Health Partners	161	20.0	21
20.	Scotiabank	159	17.2	16
21.	Breakaway Staffing	159	19.4	21
22.	Vaco Lannick	157	4.2	1
23.	Bell	153	25.8	17
24.	Global Employment	140	21.2	21
25.	Lowe's Canada	140	5.1	1
26.	Shoppers Drug Mart	139	16.0	15
27.	Home Depot	132	6.5	5
28.	Sienna Living	132	20.5	16
29.	TD	128	10.7	8
30.	Home Depot of Canada Inc.	122	8.7	8
31.

TOP HOURLY WAGES IN JOB POSTINGS

What are employers willing to pay to find the perfect candidate?

of Minimum Wage Jobs
181

	JOB TITLE	COMPANY	LOCATION	WAGE VALUE ▾
1.	Ibm Maximo	Dynamicbitit	City of Mississauga	95
2.	Social Worker	Maternal Health Niagara	Oakville	90
3.	Speech-language Pathologist	KIDZ AUTISM AND SPEECH CLINIC	City of Mississauga	90
4.	Registered Physiotherapist	Osteoathletic	Milton	90
5.	Speech-language Pathologist	KIDZ AUTISM AND SPEECH CLINIC	City of Brampton	90
6.	Data Operation Manager	Showman Sphere Inc	City of Mississauga	90
7.	Optometrist	Streetsville Eyecare	City of Mississauga	87.47
8.	Marketing Manager - Family Entertainment Venues	Gecko Hospitality	Oakville	85
9.	Pathologist, Speech-language	Buttle Speech Pathology	Milton	85
10.	Photographer	Fotos by Anum Studio	City of Mississauga	85
11.	Maintenance Supervisor	Randstad Canada	City of Brampton	85
12.	Chiropractor For Art Clinic	Derry Village Physiotherapy	City of Mississauga	83
13.	Physiotherapist	RMT Movement	City of Brampton	80
14.	Prescription Delivery Driver	Kiiiii Jobs	City of Mississauga	80
				1 - 100 / 14218 < >

TOP SALARIES IN JOB POSTINGS

What are employers willing to pay to find the perfect candidate?

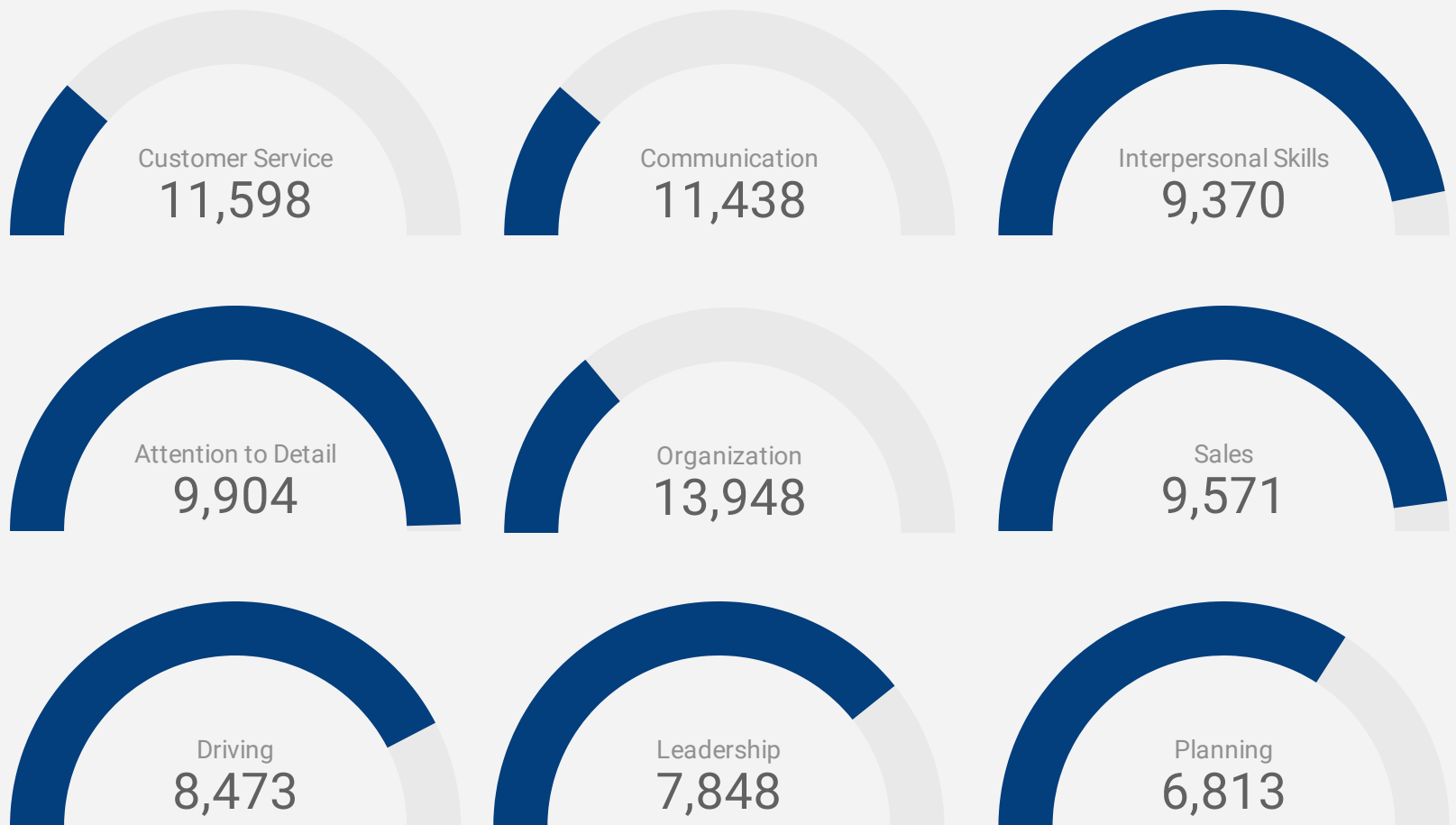
	JOB TITLE	COMPANY	LOCATION	WAGE VALUE ▾
1.	Realtor	One Percent Realty Ltd. Brokerage	City of Brampton	350,000
2.	Us Owner Operator	Business Porters Inc.	City of Mississauga	350,000
3.	Owner Operator Truck Driver	Peter Wicken Trucking	City of Mississauga	350,000
4.	Independent Owner Operator - Freight	Tandet Dedicated Inc.	Oakville	350,000
5.	Lawyer - Litigation Lead	The PROUD Inc.	City of Mississauga	325,000
6.	Dentist	Mississauga Dental - Queensway	City of Mississauga	322,690
7.	Cerified Orthodontist	Caledon Dental Centre	Town of Caledon	321,529
8.	Dental Associate	Derry Village Dental Care	City of Mississauga	306,785
9.	Associate Dentist	Monarch Dentistry	City of Mississauga	306,502
10.	Owner Operator Truck Driver	Wellington Group of Companies	City of Brampton	300,000
11.	Primary Care Physician - Telemedicine	Jack Nathan Health	Burlington	300,000
				1 - 100 / 19562 < >

TOP IN-DEMAND SKILLS

How many times were these skills found in job postings?

ACTIVE JOB POSTINGS THIS MONTH

51,543

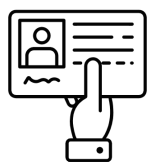


KEY JOB REQUIREMENTS

How often are these requirements desired in job postings?

ACTIVE JOB POSTINGS THIS MONTH

51,543



Driver's License

859



First Aid

1,434



Regular Access to a Vehicle

1,301



Criminal Record Check

2,091



Microsoft Office

4,177



Food Safety

1,085

JOB POSTINGS BY 4-DIGIT NOC, SKILL LEVEL, FREQUENCY & DURATION

What jobs are hard-to-fill and/or in-demand?

	4-DIGIT NOC CODE	4-DIGIT NOC LABEL	OCCUPATION'S SKILL LEVEL	POSTING COUNT	AVG POSTING LENGTH IN DAYS	MEDIAN POSTING LENGTH IN DAYS
1.	7452	Material handlers	NOC Skill Level C	3,157	22	21.23
2.	6421	Retail salespersons	NOC Skill Level C	2,827	18	18.89
3.	7511	Transport truck drivers	NOC Skill Level C	1,854	21	15.24
4.	6552	Other customer and information services representatives	NOC Skill Level C	1,045	18	16.83
5.	1221	Administrative officers	NOC Skill Level B	1,026	27	21.23
6.	6322	Cooks	NOC Skill Level B	667	34	21.23
7.	1241	Administrative assistants	NOC Skill Level B	656	27	21.23
8.	6711	Food counter attendants, kitchen helpers and related support occupations	NOC Skill Level D	649	17	20.23
9.	621	Retail and wholesale trade managers	NOC Skill Level A	638	22	21.23
10.	7514	Delivery and courier service drivers	NOC Skill Level C	548	18	15.24
11.	4412	Home support workers, housekeepers and related occupations	NOC Skill Level C	542	23	21.23
12.	7321	Automotive service technicians, truck and bus mechanics and mechanical repairers	NOC Skill Level B	511	26	21.23
13.	3012	Registered nurses and registered psychiatric nurses	NOC Skill Level A	510	22	21.23
14.	1414	Receptionists	NOC Skill Level C	490	19	21.23
15.	1311	Accounting technicians and bookkeepers	NOC Skill Level B	450	30	21.23
16.	1521	Shippers and receivers	NOC Skill Level C	439	19	21.23
17.	1223	Human resources and recruitment officers	NOC Skill Level B	429	23	21.23
18.	6731	Light duty cleaners	NOC Skill Level D	399	22	21.23
19.	1215	Supervisors, supply chain, tracking and scheduling co-ordination occupations	NOC Skill Level B	378	21	21.23
20.	1122	Professional occupations in business management consulting	NOC Skill Level A	364	19	20.23
21.	6622	Store shelf stockers, clerks and order fillers	NOC Skill Level D	360	14	16.23
22.	2173	Software engineers and designers	NOC Skill Level A	348	17	15.23
23.	4216	Other instructors	NOC Skill Level B	341	15	18.97
24.	1111	Financial auditors and accountants	NOC Skill Level A	312	19	15.23
25.	6231	Insurance agents and brokers	NOC Skill Level B	305	20	21.23
26.	1114	Other financial officers	NOC Skill Level A	294	21	21.23
27.	124	Advertising, marketing and public relations managers	NOC Skill Level A	294	24	21.23
28.	111	Financial managers	NOC Skill Level A	290	20	21.23
29.	1112	Financial and investment analysts	NOC Skill Level A	281	19	18.73

JOB POSTINGS BY 3-DIGIT NOC, SKILL LEVEL, FREQUENCY & DURATION

What jobs are hard to fill and/or in-demand?

	3-DIGIT NOC CODE	3-DIGIT NOC LABEL	OCCUPATION'S SKILL LEVEL	POSTING COUNT ▾	AVG POSTING LENGTH IN DAYS	MEDIAN POSTING LENGTH IN DAYS
1.	745	Longshore workers and material handlers	NOC Skill Level C	3,157	22	21.23
2.	642	Retail salespersons	NOC Skill Level C	2,827	18	18.89
3.	751	Motor vehicle and transit drivers	NOC Skill Level C	2,444	21	15.24
4.	122	Administrative and regulatory occupations	NOC Skill Level B	1,785	25	21.23
5.	152	Supply chain logistics, tracking and scheduling co-ordination occupations	NOC Skill Level C	1,068	20	21.23
6.	655	Customer and information services representatives	NOC Skill Level C	1,050	18	17.23
7.	217	Computer and information systems professionals	NOC Skill Level A	1,050	22	15.24
8.	111	Auditors, accountants and investment professionals	NOC Skill Level A	923	19	16.23
9.	112	Human resources and business service professionals	NOC Skill Level A	849	18	17.73
10.	632	Chefs and cooks	NOC Skill Level B	823	33	21.23
11.	673	Cleaners	NOC Skill Level D	757	22	21.23
12.	124	Office administrative assistants - general, legal and medical	NOC Skill Level B	747	26	21.23
13.	141	General office workers	NOC Skill Level C	727	18	21.23
14.	421	Paraprofessional occupations in legal, social, community and education services	NOC Skill Level B	703	18	21.23
15.	441	Home care providers and educational support occupations	NOC Skill Level C	701	25	21.23
16.	671	Food counter attendants, kitchen helpers and related support occupations	NOC Skill Level D	649	17	20.23
17.	062	Retail and wholesale trade managers	NOC Skill Level A	638	22	21.23
18.	131	Finance, insurance and related business administrative occupations	NOC Skill Level B	596	28	21.23
19.	143	Financial, insurance and related administrative support workers	NOC Skill Level C	563	21	21.23
20.	732	Automotive service technicians	NOC Skill Level B	560	27	21.23
21.	121	Administrative services supervisors	NOC Skill Level B	523	20	21.23
22.	321	Medical technologists and technicians (except dental health)	NOC Skill Level B	520	20	21.23
23.	301	Professional occupations in nursing	NOC Skill Level A	512	23	21.23
24.	011	Senior managers - construction, transportation, production and utilities	NOC Skill Level A	463	21	21.23
25.	662	Other sales support and related occupations	NOC Skill Level D	409	15	16.23
26.	012	Senior managers - construction, transportation, production and utilities	NOC Skill Level A	395	25	21.23
27.	623	Insurance, real estate and financial sales occupations	NOC Skill Level B	393	19	21.23
28.	723	Machining, metal forming, shaping and erecting trades	NOC Skill Level B	380	28	21.23

JOB POSTINGS BY 2-DIGIT NOC, SKILL LEVEL, FREQUENCY & DURATION

What jobs are hard to fill and/or in-demand?

	2-DIGIT NOC CODE	2-DIGIT NOC LABEL	OCCUPATION'S SKILL LEVEL	POSTING COUNT ▾	AVG POSTING LENGTH IN DAYS	MEDIAN POSTING LENGTH IN DAYS
1.	74	Other installers, repairers and servicers and material handlers	NOC Skill Level C	3,232	22	21.23
2.	12	Administrative and financial supervisors and administrative occupations	NOC Skill Level B	3,063	25	21.23
3.	64	Sales representatives and salespersons - wholesale and retail trade	NOC Skill Level C	3,056	18	17.53
4.	75	Transport and heavy equipment operation and related maintenance occupations	NOC Skill Level C	2,606	21	15.24
5.	21	Professional occupations in natural and applied sciences	NOC Skill Level A	1,817	23	21.23
6.	65	Service representatives and other customer and personal services occupations	NOC Skill Level C	1,776	19	21.23
7.	11	Professional occupations in business and finance	NOC Skill Level A	1,772	19	16.23
8.	14	Office support occupations	NOC Skill Level C	1,458	20	21.23
9.	67	Service support and other service occupations, n.e.c.	NOC Skill Level D	1,438	19	21.23
10.	63	Service supervisors and specialized service occupations	NOC Skill Level B	1,395	34	21.23
11.	72	Industrial, electrical and construction trades	NOC Skill Level B	1,197	28	21.23
12.	15	Distribution, tracking and scheduling co-ordination occupations	NOC Skill Level C	1,118	20	21.23
13.	06	Middle management occupations in retail and wholesale trade and customer services	NOC Skill Level A	1,037	24	21.23
14.	01	Senior managers - construction, transportation, production and utilities	NOC Skill Level A	1,027	25	21.23
15.	73	Maintenance and equipment operation trades	NOC Skill Level B	930	26	21.23
16.	22	Technical occupations related to natural and applied sciences	NOC Skill Level B	840	22	21.23
17.	62	Retail sales supervisors and specialized sales occupations	NOC Skill Level B	829	21	21.23
18.	32	Technical occupations in health	NOC Skill Level B	753	21	21.23
19.	44	Care providers and educational, legal and public protection support occupations	NOC Skill Level C	703	25	21.23
20.	42	Paraprofessional occupations in legal, social, community and education services	NOC Skill Level B	703	18	21.23
21.	66	Sales support occupations	NOC Skill Level D	628	15	15.24
22.	13	Finance, insurance and related business administrative occupations	NOC Skill Level B	596	28	21.23
23.	30	Professional occupations in nursing	NOC Skill Level A	512	23	21.23
24.	41	Professional occupations in law and social, community and government services	NOC Skill Level A	485	22	21.23
25.	07	Managers in customer and personal services, n.e.c.	NOC Skill Level A	410	24	21.23
26.	31	Professional occupations in health (except nursing)	NOC Skill Level A	383	21	21.23
27.	96	Labourers in processing, manufacturing and utilities	NOC Skill Level D	316	23	21.23

MULTILINGUAL JOB POSTINGS BY THE NUMBERS

ACTIVE POSTINGS
3,012

NEW POSTINGS
2,518

COMPANIES
1,047

JOB LANGUAGES
11

OF DAYS POSTED

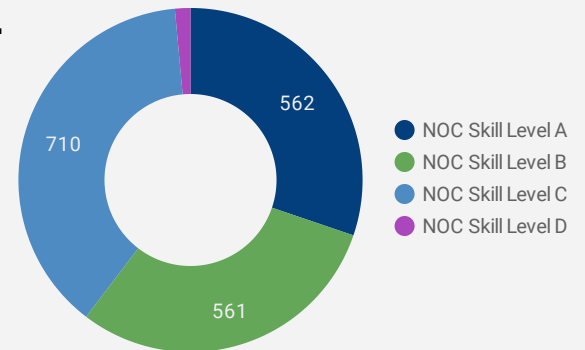
AVERAGE
18.8

MEDIAN
16

MULTILINGUAL JOB POSTINGS BY SKILL LEVEL

What language skills are employers looking for by occupational skill level?

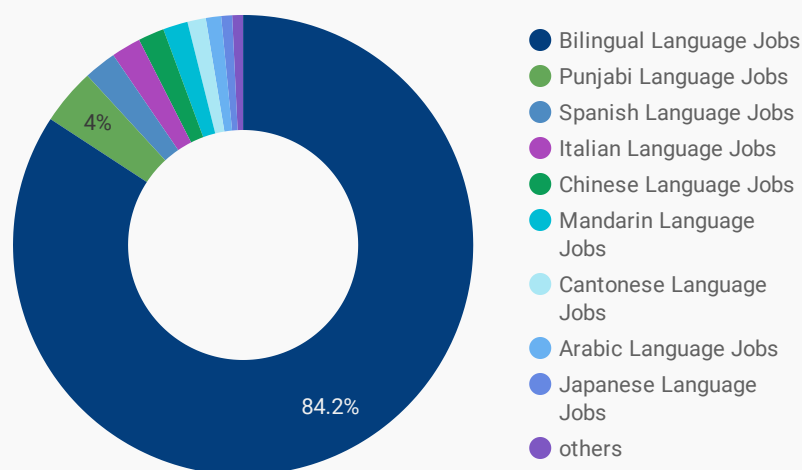
- 562** Skill Level A - Management/ Professional Occupations usually requiring University
- 561** Skill Level B - Usually college education or apprenticeship training
- 710** Skill Level C - Usually secondary education or occupation-specific training
- 27** Skill Level D - Usually on-the-job training



LANGUAGES	NOC Skill Level A	NOC Skill Level B	NOC Skill Level C	NOC Skill Level D
Bilingual Language Jobs	498	402	567	10
Punjabi Language Jobs	5	39	47	7
Spanish Language Jobs	8	19	22	1
Mandarin Language Jobs	12	22	12	
Italian Language Jobs	4	21	15	4
Chinese Language Jobs	13	14	14	
Cantonese Language Jobs	5	16	12	

LANGUAGE SKILLS BREAKDOWN

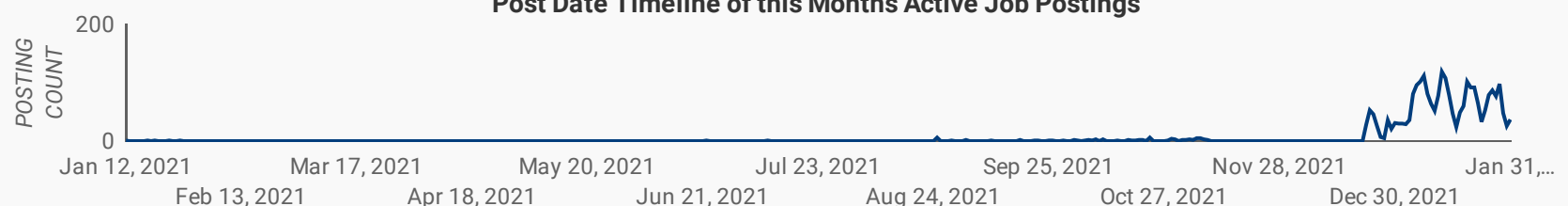
Which kinds of language skills do employers seek?



LANGUAGES	POSTING COUNT
1. Bilingual Language Jobs	2,503
2. Punjabi Language Jobs	122
3. Spanish Language Jobs	73
4. Mandarin Language Jobs	59
5. Chinese Language Jobs	57
6. Italian Language Jobs	52
7. German Language Jobs	45

1 - 11 / 11

Post Date Timeline of this Month's Active Job Postings



LANGUAGE SKILLS BEING RECRUITED BY SKILL TYPE

What language skills are sought by 1-Digit NOC?

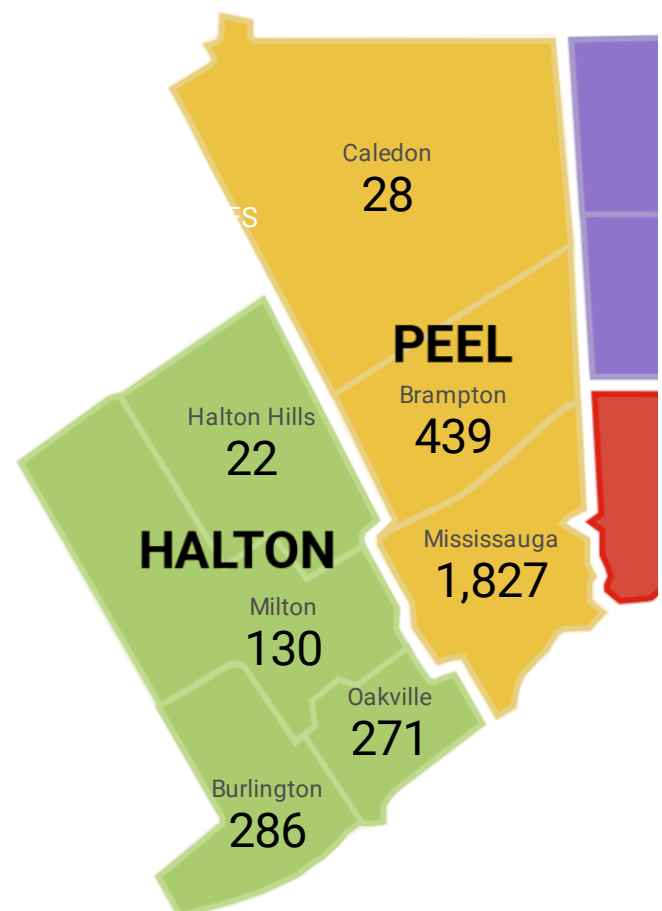
SKILL TYPE NAME	French La...	Punjabi L...	Spanish ...	Mandarin...	Italian La...	Chinese ...	Grand total
Business, finance and administration occu...	428	41	15	27	3	17	566
Health occupations	72	8		3		2	87
Management occupations	189	1	3	6	4	4	210
Natural and applied sciences and related o...	90		5	1		3	109
Natural resources, agriculture and related ...	1		1				3
Occupations in art, culture, recreation and ...	15				1		18
Occupations in education, law and social, ...	142	12	1	1	3	4	172
Occupations in manufacturing and utilities	1	1					2
Sales and service occupations	446	24	24	8	33	8	574
Trades, transport and equipment operator...	93	11	1			3	119
Grand total	1,477	98	50	46	44	41	1,860

MULTILINGUAL JOB POSTINGS BY MUNICIPALITY

What language skills are sought by 4-Digit NOC?

	MUNICIPALITY	JOB LANGUAGES ▼	AVG POSTING LENGTH IN DAYS	MEDIAN POSTING LENGTH IN DAYS
1.	City of Mississauga	1,827	22.0	21.23
2.	City of Brampton	439	20.4	20.23
3.	Burlington	286	21.6	21.23
4.	Oakville	271	20.4	21.23
5.	Milton	130	18.4	16.23
6.	Town of Caledon	28	21.5	20.23
7.	Halton Hills	22	21.0	21.23

	REGION	JOB LANGUAGES ▼	AVG POSTING LENGTH IN DAYS	MEDIAN POSTING LENGTH IN DAYS
1.	Peel Region	2,294	21.4	21.23
2.	Halton Region	709	20.5	21.23



LANGUAGE DEMAND BY JOB

What language skills are sought by 4-Digit NOC?

4 DIGIT NOC NAME	POSTINGS
1. Other customer and information service...	188
2. Retail salespersons	176
3. School principals and administrators of ...	65
4. Administrative officers	61
5. Human resources and recruitment officers	52
6. Other instructors	47
7. Professional occupations in business m...	46
8. Material handlers	42
9. Professional occupations in advertising, ...	42
10. Insurance agents and brokers	41
11. Administrative assistants	37
12. Delivery and courier service drivers	32
13. Receptionists	32
14. Retail and wholesale trade managers	31
15. Social and community service workers	27
16. Cooks	27
17. Sales and account representatives - whol...	26
18. Advertising, marketing and public relatio...	25
19. Other financial officers	24
20. Human resources professionals	24
21. User support technicians	24
22. Other medical technologists and technic...	22
23. Accounting and related clerks	22
24. Supervisors, supply chain, tracking and s...	20
25. Chefs	20
26. Corporate sales managers	19
27. Financial managers	19
28. Elementary school and kindergarten teac...	16
29. Registered nurses and registered psychi...	16
30. Business development officers and mark...	16
31. Urban and land use planners	15
1 - 100 / 167	< >

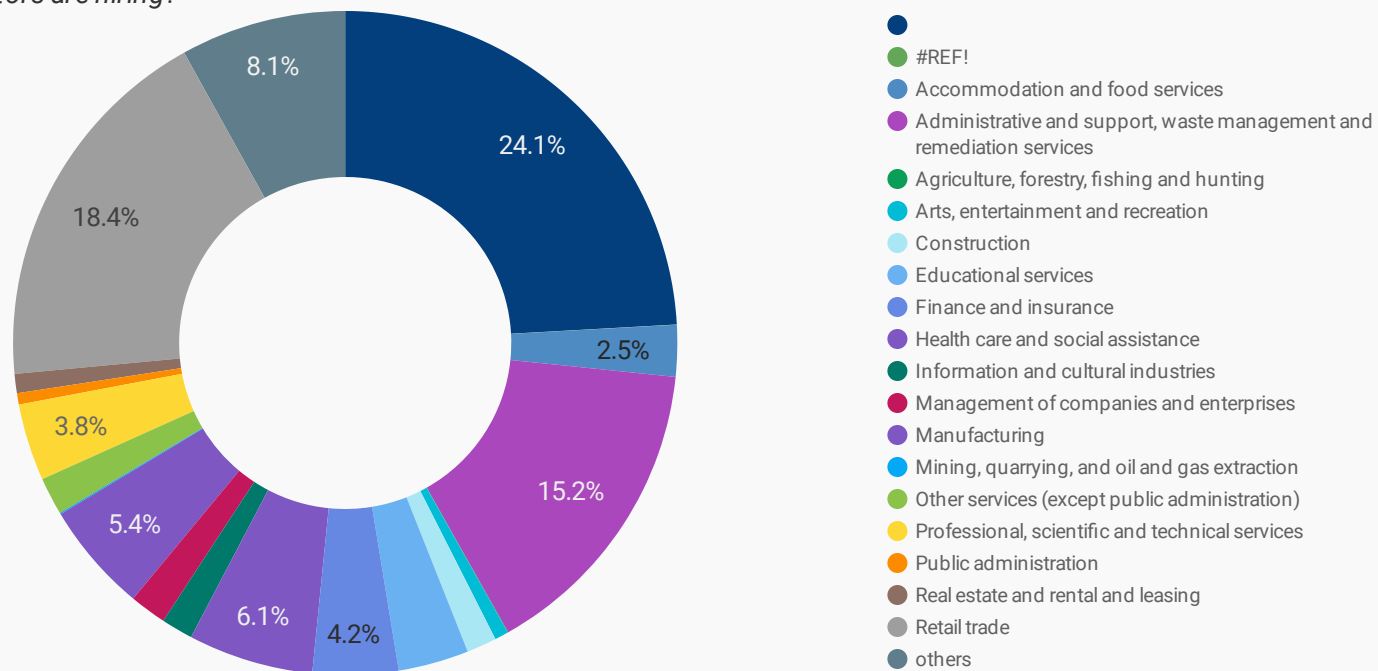
MULTILINGUAL HIRING EMPLOYERS

Which employers are seeking multilingual candidates?

COMPANY	POSTINGS
1. Bell	124
2. Trillium Health Partners	121
3. Bell Canada	59
4. BELL MOBILITY/BELL MOBILITÄ%	42
5. Varsity Tutors	40
6. BELL BUSINESS MARKETS	37
7. Randstad Canada	35
8. Lowe's Canada	31
9. Kijiji Jobs	29
10. Evertz Microsystems	27
11. Halton District School Board	27
12. Royal Bank of Canada	26
13. FedEx Express	25
14. FedEx Freight Canada	24
15. LAURENTIAN BANK OF CANADA	23
16. FEDEX	23
17. Farm Boy	21
18. ERINOAKKIDS CENTRE FOR TREATMENT AND DEVELOPMENT	21
19. BANQUE LAURENTIENNE DU CANADA	21
20. Rogers Communications Sans-Fil inc.	21
21. RBC	19
22. Btrust International Trading Inc.	18
23. Cigna	17
24. ROGERS COMMUNICATIONS	16
25. FedEx Express Canada	16
26. McKesson	16
27. La Source	15
1 - 50 / 1049	< >

TOP HIRING SECTORS BY 2-DIGIT NAICS CODE

What sectors are hiring?



	NAICS CODE	2-DIGIT NAICS LABEL	POSTING COUNT	AVG POSTING LENGTH IN DAYS	MEDIAN POSTING LENGTH IN DAYS
1.	56	Administrative and support, waste management and remediation services	3,061	34.6	21
2.	44-45	Retail trade	2,738	17.4	16
3.	0	0	1,933	4.6	3
4.	62	Health care and social assistance	942	21.3	21
5.	31-33	Manufacturing	797	22.0	21
6.	48-49	Transportation and warehousing	779	20.0	16
7.	54	Professional, scientific and technical services	642	22.4	21
8.	52	Finance and insurance	606	19.2	20
9.	61	Educational services	473	13.2	6
10.	72	Accommodation and food services	442	28.7	21
11.	41	Wholesale trade	414	20.5	21
12.	55	Management of companies and enterprises	316	21.6	21
13.	81	Other services (except public administration)	312	22.9	21
14.	51	Information and cultural industries	252	20.8	17
15.	23	Construction	230	23.8	21
16.	53	Real estate and rental and leasing	138	24.5	21
17.	71	Arts, entertainment and recreation	119	24.8	21
18.	91	Public administration	105	19.5	21
19.	22	Utilities	35	19.1	21
20.	21	Mining, quarrying, and oil and gas extraction	10	24.9	5

NOTE: NAICS code 56 includes Employment Agencies. Manufacturing includes codes 31-33, Retail Trade includes codes 44-45 and Transportation and Warehousing includes codes 48-49.

TOP HIRING SECTORS BY 3-DIGIT NAICS CODE

What sectors are hiring?

	NAICS CODE	3-DIGIT NAICS LABEL	POSTING COUNT ▾	AVERAGE POSTING LENGTH IN DAYS	MEDIAN POSTING LENGTH IN DAYS
1.	561	Administrative and support services	3,017	34.9	21.23
2.			1,933	4.6	3.24
3.	621	Ambulatory health care services	655	21.2	21.23
4.	541	Professional, scientific and technical services	642	22.4	21.23
5.	445	Food and beverage stores	516	17.7	16.23
6.	522	Credit intermediation and related activities	492	18.9	18.73
7.	611	Educational services	473	13.2	6.24
8.	722	Food services and drinking places	432	28.9	21.23
9.	443	Electronics and appliance stores	390	19.1	21.23
10.	444	Building material and garden equipment and supplies dealers	336	8.0	4.23
11.	448	Clothing and clothing accessories stores	324	26.7	21.23
12.	551	Management of companies and enterprises	316	21.6	21.23
13.	484	Truck transportation	289	20.6	16.23
14.	446	Health and personal care stores	272	19.8	21.23
15.	453	Miscellaneous store retailers	267	21.1	20.23
16.	452	General merchandise stores	246	9.5	5.23
17.	493	Warehousing and storage	242	11.5	12.73
18.	442	Furniture and home furnishings stores	205	17.6	16.23
19.	517	Telecommunications	159	22.0	16.23
20.	325	Chemical manufacturing	159	19.4	21.23
21.	441	Motor vehicle and parts dealers	150	19.7	21.23
22.	238	Specialty trade contractors	136	24.1	21.23
23.	623	Nursing and residential care facilities	126	22.5	21.23
24.	811	Repair and maintenance	122	39.7	21.23
25.	417	Machinery, equipment and supplies merchant wholesalers	117	17.7	21.23
26.	488	Support activities for transportation	115	28.4	21.23
27.	813	Religious, grant-making, civic, and professional and similar organizations	104	18.1	20.23
28.	713	Amusement, gambling and recreation industries	102	25.7	21.23
29.	913	Local, municipal and regional public administration	99	19.3	21.23
30.	532	Rental and leasing services	95	26.5	21.23
31.	336	Transportation equipment manufacturing	92	19.2	21.23

TOP HIRING SECTORS BY 4-DIGIT NAICS CODE

What sectors are hiring?

	NAICS CODE	4-DIGIT NAICS LABEL	POSTING COUNT ▾	AVERAGE POSTING LENGTH IN DAYS	MEDIAN POSTING DAYS IN LENGTH
1.	5613	Employment services	2,889	35.8	21.23
2.			1,933	4.6	3.24
3.	5221	Depository credit intermediation	467	19.0	18.73
4.	4451	Grocery stores	428	16.8	15.24
5.	4431	Electronics and appliance stores	390	19.1	21.23
6.	7225	Full-service restaurants and limited-service eating places	370	31.5	21.23
7.	6117	Educational support services	346	10.5	5.23
8.	6211	Offices of physicians	331	24.5	21.23
9.	4441	Building material and supplies dealers	329	8.0	4.23
10.	5511	Management of companies and enterprises	316	21.6	21.23
11.	4481	Clothing stores	286	27.2	21.23
12.	4841	General freight trucking	278	20.0	16.23
13.	4461	Health and personal care stores	272	19.8	21.23
14.	4931	Warehousing and storage	242	11.5	12.73
15.	4521	Department stores	196	7.0	3.24
16.	5413	Architectural, engineering and related services	190	23.1	21.23
17.	4532	Office supplies, stationery and gift stores	173	23.1	19.23
18.	4411	Automobile dealers	140	19.6	21.23
19.	5179	Other telecommunications	133	25.8	17.23
20.	4422	Home furnishings stores	123	17.5	16.23
21.	5416	Management, scientific and technical consulting services	119	25.5	21.23
22.	5417	Scientific research and development services	103	24.7	21.23
23.	7139	Other amusement and recreation industries	102	25.7	21.23
24.	9139	Other local, municipal and regional public administration	99	19.3	21.23
25.	6233	Community care facilities for the elderly	90	24.5	21.23
26.	6212	Offices of dentists	87	18.2	21.23
27.	8111	Automotive repair and maintenance	85	42.8	21.23
28.	4421	Furniture stores	82	17.8	19.35
29.	6213	Offices of other health practitioners	81	20.4	15.24
30.	4885	Freight transportation arrangement	78	24.9	21.23
31.	4452	Specialty food stores	77	24.0	21.23

TOP HIRING SECTORS BY 5-DIGIT NAICS CODE

What sectors are hiring?

	NAICS CODE	5-DIGIT NAICS LABEL	POSTING COUNT ▾	AVERAGE POSTING LENGTH IN DAYS	MEDIAN POSTING LENGTH IN DAYS
1.	56131	Employment placement agencies and executive search services	2,792	36.5	21.23
2.			1,933	4.6	3.24
3.	52211	Banking	464	19.0	18.23
4.	44511	Supermarkets and other grocery (except convenience) stores	418	16.7	15.23
5.	44314	Electronics and appliance stores	390	19.1	21.23
6.	72251	Full-service restaurants and limited-service eating places	370	31.5	21.23
7.	61171	Educational support services	346	10.5	5.23
8.	62111	Offices of physicians	331	24.5	21.23
9.	55111	Management of companies and enterprises	316	21.6	21.23
10.	44413	Hardware stores	221	7.9	3.23
11.	49311	General warehousing and storage	203	11.2	7.23
12.	45211	Department stores	196	7.0	3.24
13.	48411	General freight trucking, local	174	19.0	16.23
14.	45321	Office supplies and stationery stores	172	23.2	20.23
15.	54133	Engineering services	170	22.6	21.23
16.	44619	Other health and personal care stores	157	17.4	15.23
17.	44111	New car dealers	134	19.6	21.23
18.	51791	Other telecommunications	133	25.8	17.23
19.	44229	Other home furnishings stores	108	15.8	15.24
20.	48412	General freight trucking, long distance	104	22.2	15.24
21.	44814	Family clothing stores	102	28.9	21.23
22.	54171	Research and development in the physical, engineering and life sciences	101	24.8	21.23
23.	91391	Other local, municipal and regional public administration	99	19.3	21.23
24.	56132	Temporary help services	97	19.5	21.23
25.	44819	Other clothing stores	92	24.0	21.23
26.	44411	Home centres	92	6.3	4.24
27.	62331	Community care facilities for the elderly	90	24.5	21.23
28.	62121	Offices of dentists	87	18.2	21.23
29.	54161	Management consulting services	86	27.7	21.23
30.	44211	Furniture stores	82	17.8	19.35
31.	44611	Pharmacies and drug stores	81	20.7	21.23

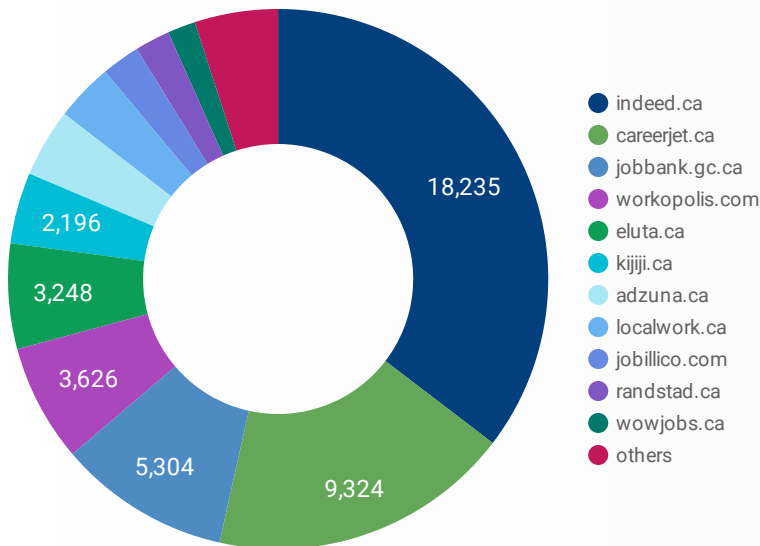
TOP HIRING SECTORS BY 6-DIGIT NAICS CODE

What sectors are hiring?

	NAICS CODE	6-DIGIT NAICS LABEL	POSTING COUNT ▾	AVG POSTING LENGTH IN DAYS	MEDIAN POSTING LENGTH IN DAYS
1.	561310	Employment placement agencies and executive search services	3,145	35.9	21.23
2.	445110	Supermarkets and other grocery (except convenience) stores	448	16.5	15.23
3.	611710	Educational support services	421	8.8	4.23
4.	443143	Appliance, television and other electronics stores	411	19.3	20.24
5.	621110	Offices of physicians	380	23.9	21.23
6.	551114	Head offices	347	21.5	21.23
7.	522112	Corporate and institutional banking industry	303	16.4	16.23
8.	452110	Department stores	255	5.7	3.23
9.	522111	Personal and commercial banking industry	247	21.6	17.23
10.	493110	General warehousing and storage	246	10.6	7.23
11.	722511	Full-service restaurants	244	33.7	21.23
12.	444130	Hardware stores	235	7.8	3.23
13.	722512	Limited-service eating places	204	30.1	21.23
14.	541330	Engineering services	201	22.3	20.24
15.	484110	General freight trucking, local	195	18.2	15.92
16.	453210	Office supplies and stationery stores	179	22.8	17.23
17.	446199	All other health and personal care stores	165	16.8	15.23
18.	517919	All other telecommunications	154	25.8	17.23
19.	441110	New car dealers	150	19.8	21.23
20.	444110	Home centres	132	6.5	5.23
21.	442298	All other home furnishings stores	126	15.5	15.24
22.	913910	Other local, municipal and regional public administration	117	19.6	21.23
23.	541710	Research and development in the physical, engineering and life sciences	112	24.4	21.23
24.	448140	Family clothing stores	108	28.9	21.23
25.	561320	Temporary help services	108	18.9	21.23
26.	448199	All other clothing stores	102	24.0	21.23
27.	621210	Offices of dentists	101	17.4	21.23
28.	623310	Community care facilities for the elderly	99	24.1	21.23
29.	442110	Furniture stores	95	17.6	18.46
30.	713940	Fitness and recreational sports centres	93	24.9	21.23
31.	446110	Pharmacies and drug stores	92	20.7	21.23

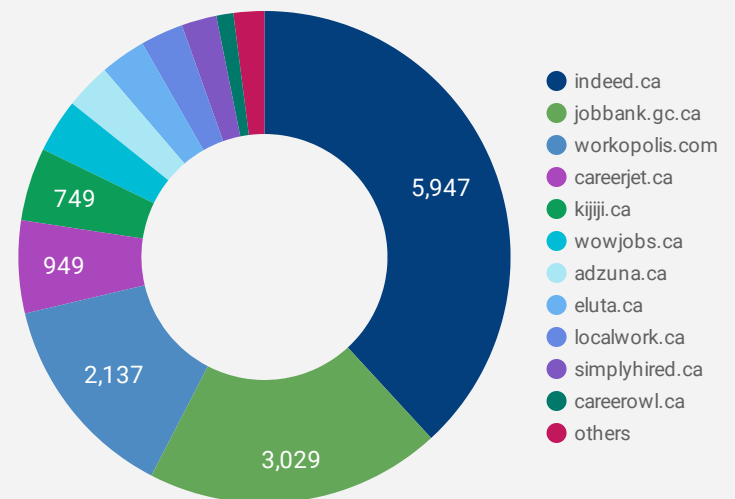
JOB POSTINGS BY JOB BOARD

What share of unique job postings appear on each job board?



COMPANIES BY JOB BOARD

What share of unique job postings appear on each job board?



JOB POSTING DETAILS BY JOB BOARD

How does job posting activity differ by job board?

	JOB BOARD	POSTING COUNT	AVG POSTING LENGTH IN DAYS	MEDIAN POSTING LENGTH IN DAYS	# OF COMPANIES
1.	indeed.ca	18,235	21	21.23	5,947
2.	careerjet.ca	9,324	24	12.24	949
3.	jobbank.gc.ca	5,304	39	23.23	3,029
4.	workopolis.com	3,626	15	15.23	2,137
5.	eluta.ca	3,248	21	21.23	468
6.	kijiji.ca	2,196	15	15.23	749
7.	adzuna.ca	2,110	15	15.23	469
8.	localwork.ca	1,788	4	2.23	439
9.	jobillico.com	1,184	12	2.23	99
10.	randstad.ca	1,079	64	82.73	1
11.	wowjobs.ca	860	16	16.23	549
12.	careerarc.com	559	33	21.23	36
13.	network.applytoeducation.com	514	6	3.24	9
14.	simplyhired.ca	487	15	15.23	359
15.	careerbuilder.ca	370	21	29.23	55
16.	careerowl.ca	258	99	95.23	175
17.	charityvillage.com	68	15	15.23	44
18.	retail.ca	65	17	14.23	17