

# JOB DEMAND REPORT

## DECEMBER 2021

### HIGHLIGHTS

#### JOB POSTINGS BY THE NUMBERS

TOTAL POSTINGS	NEW THIS MONTH	COMPANIES	JOB BOARDS
52,921	27,943	11,732	33

#### # OF DAYS POSTED

AVERAGE	MEDIAN
21.4	21

## REPORT BUILDER

The default filter selection below will show all job demand data for the month. You can use the filters to create a customized report for the purpose of understanding a subset of the data.

#### OCCUPATION FILTERS

SKILL TYPE NAME / 1-DIGIT NOC	▼
MAJOR GROUP / 2-DIGIT NOC	▼
MINOR GROUP / 3-DIGIT NOC	▼
UNIT GROUP / 4-DIGIT NOC	▼
SKILL LEVEL	▼
JOB TYPE	▼
JOB DURATION	▼
ADDITIONAL LANGUAGE	▼
SPECIFIC JOB TAGS	▼

#### INDUSTRY/SECTOR FILTERS

HIRING SECTOR BY 2-DIGIT NAICS CODE	▼
HIRING SECTOR BY 3-DIGIT NAICS CODE	▼
HIRING SECTOR BY 4-DIGIT NAICS CODE	▼
HIRING SECTOR BY 5-DIGIT NAICS CODE	▼
HIRING SECTOR BY 6-DIGIT NAICS CODE	▼

#### OTHER FILTERS

MUNICIPALITY	▼
REGION	▼
JOB BOARD	▼

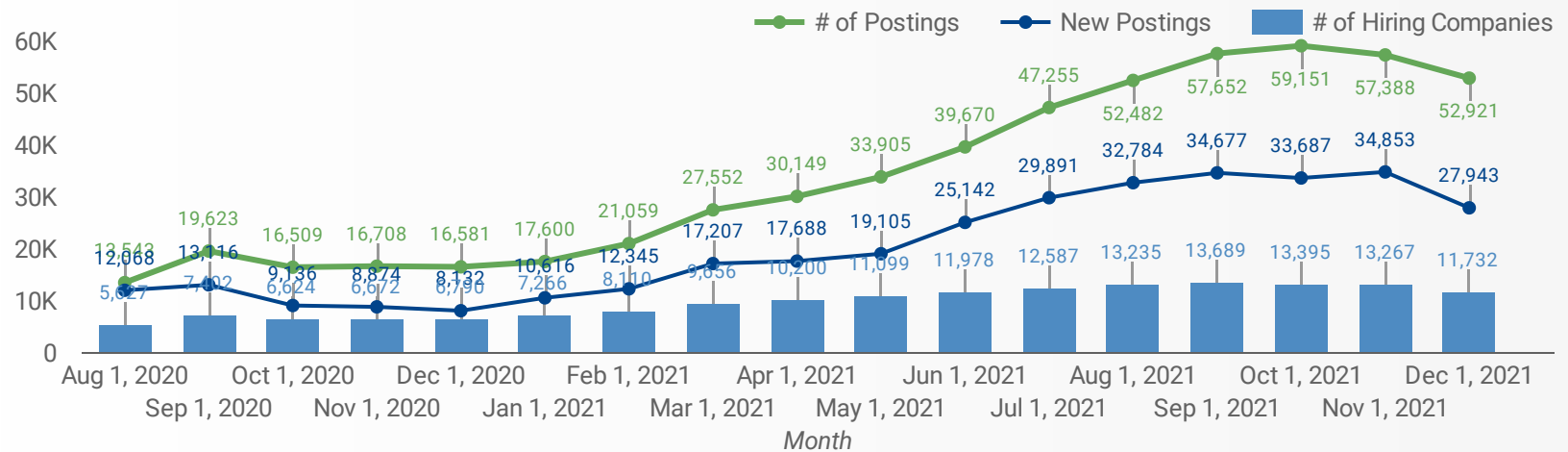
NOC = National Occupation Classification | NAICS = North American Industry Classification System

#### Source:

Job posting data collected by the Peel Halton Workforce Development Group from job boards and employer websites that recruit candidates in Peel and Halton Regions.

## JOB POSTINGS BY MONTH FOR PEEL & HALTON REGIONS

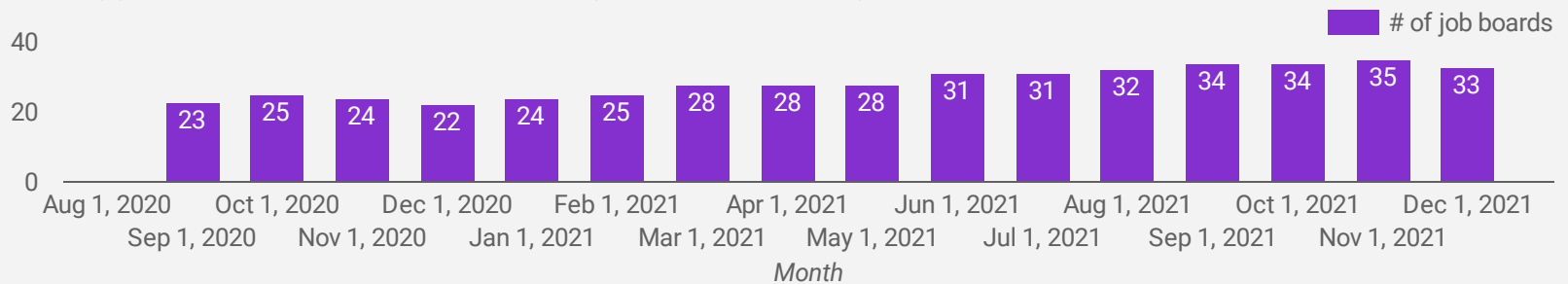
How many job postings were active for at least 1 day this month?



NOTE: This graph cannot be filtered using the controls on the cover page

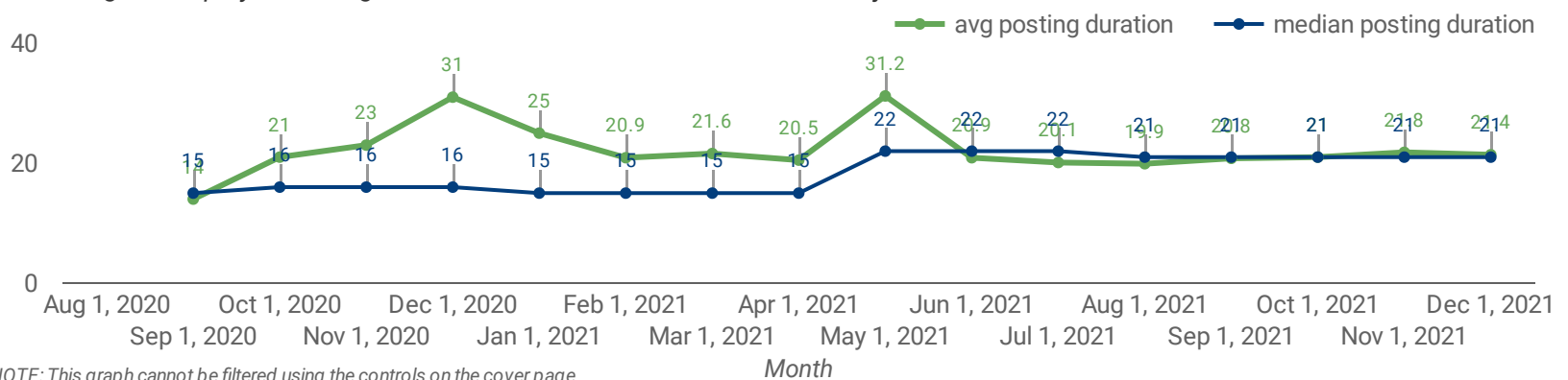
## NUMBER OF ACTIVE JOB BOARDS

How many job postings were active for at least 1 day this month on these job boards?



## AVG & MEDIAN POSTING LENGTH BY DAYS

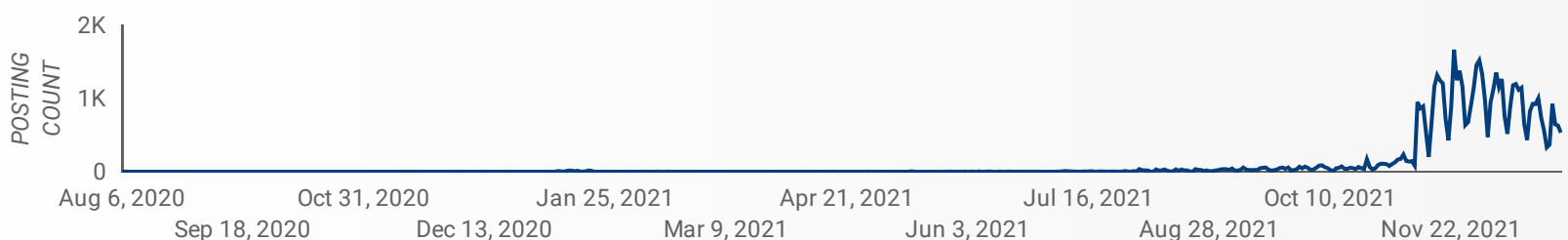
How long are employers having to recruit for to find candidates to fill their job vacancies?



NOTE: This graph cannot be filtered using the controls on the cover page

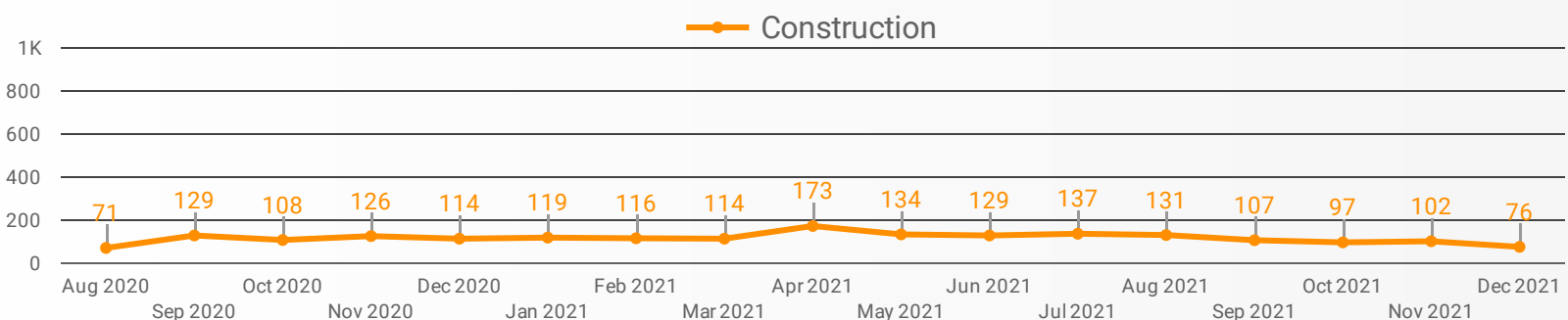
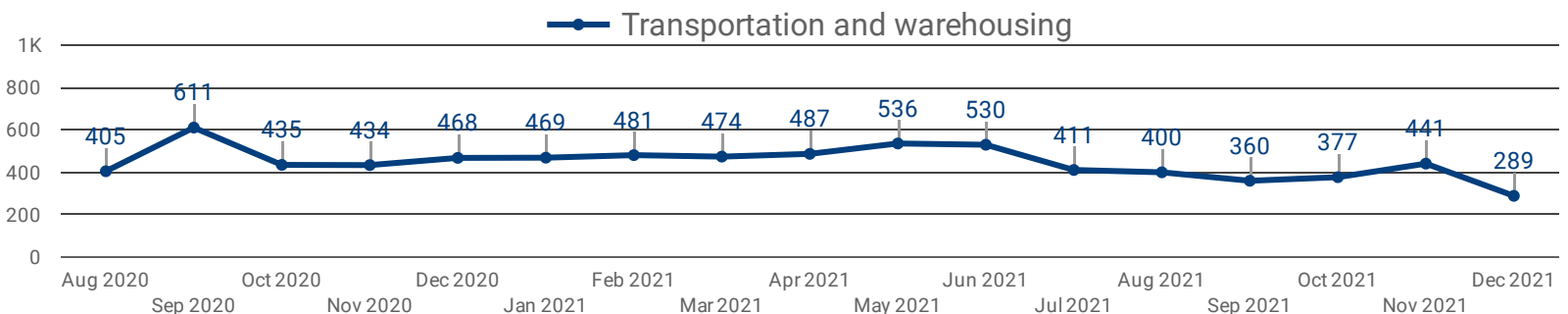
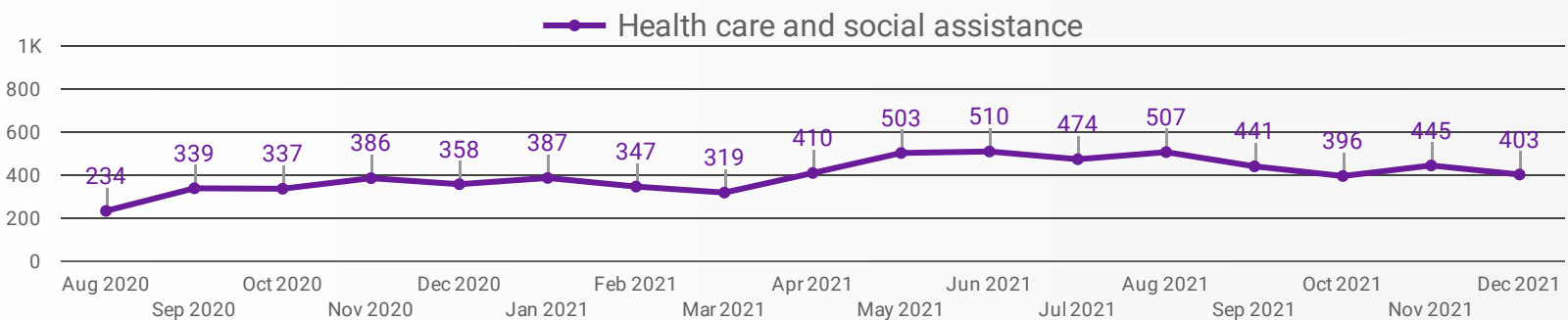
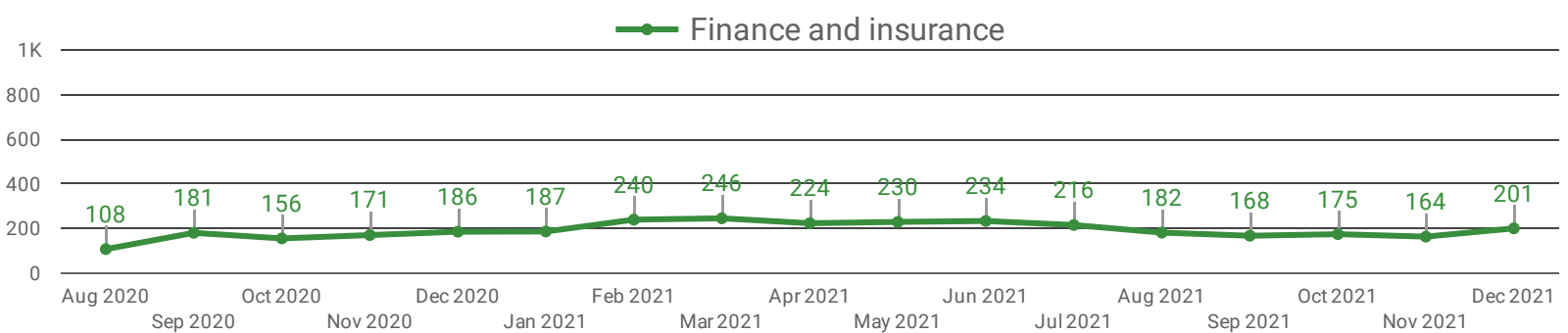
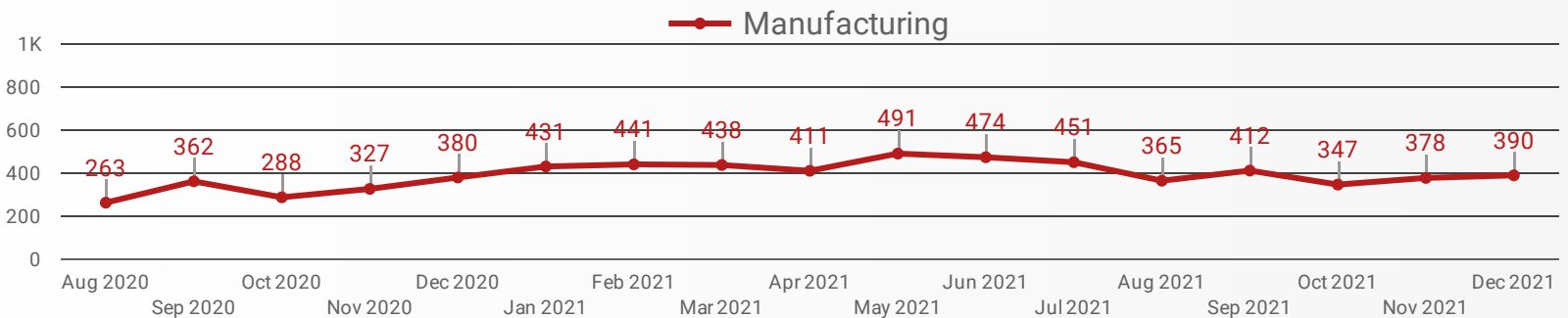
## POST DATE TIMELINE FOR THIS MONTH'S ACTIVE JOB POSTINGS

How many job postings were active for at least 1 day this month?



## DEMAND BY KEY SECTOR (PEEL & HALTON REGIONS)

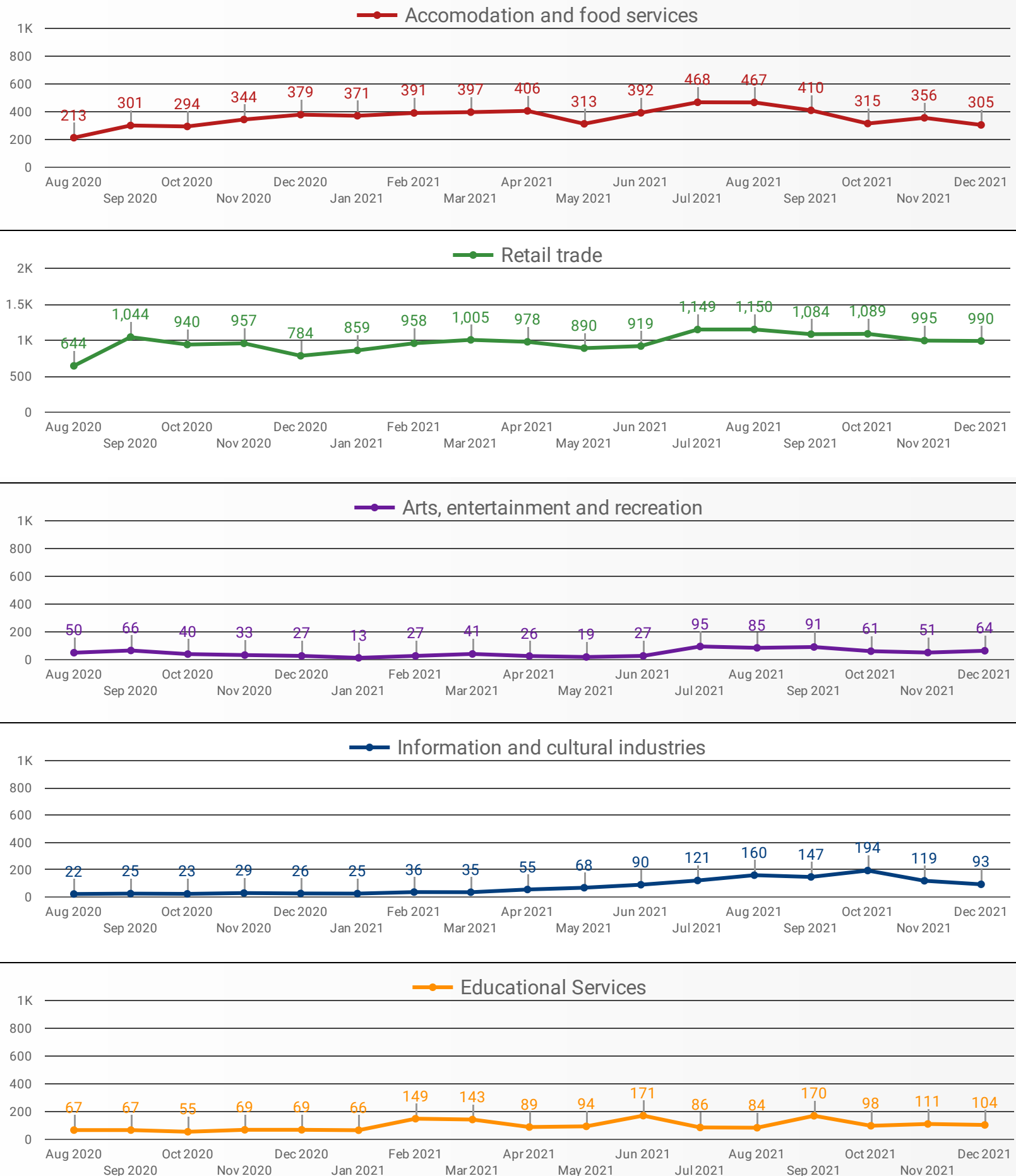
How many job postings were active for at least 1 day this month by sector?



NOTE: This graph cannot be filtered using the controls on the cover page

## DEMAND BY IMPACTED SECTOR (PEEL & HALTON REGIONS)

How many job postings were active for at least 1 day this month by sector?



NOTE: This graph cannot be filtered using the controls on the cover page

## JOB POSTINGS BY REGION

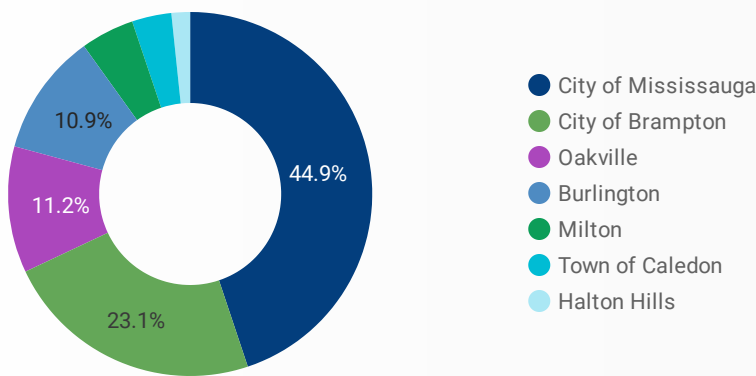
Where are job opportunities being offered?

	REGION	POSTING COUNT	AVG POSTING LENGTH IN DAYS	MEDIAN POSTING LENGTH IN DAYS
1.	Peel Region	37,738	21.5	21.23
2.	Halton Region	15,048	21.1	21.23

## JOB POSTINGS BY MUNICIPALITY

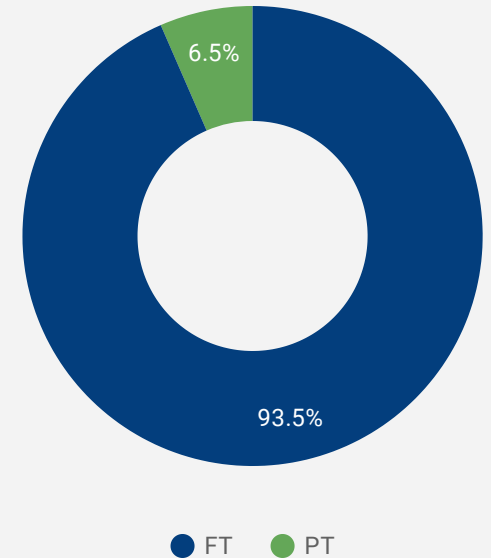
Where are job opportunities being offered?

	MUNICIPALITY	POSTING COUNT	AVG POSTING LENGTH IN DAYS	MEDIAN POSTING LENGTH IN DAYS
1.	City of Mississauga	23,685	21.9	21.23
2.	City of Brampton	12,203	20.7	21.23
3.	Oakville	5,928	21.3	21.23
4.	Burlington	5,738	21.1	21.23
5.	Milton	2,508	20.5	21.23
6.	Town of Caledon	1,850	22.0	21.23
7.	Halton Hills	874	21.4	21.23



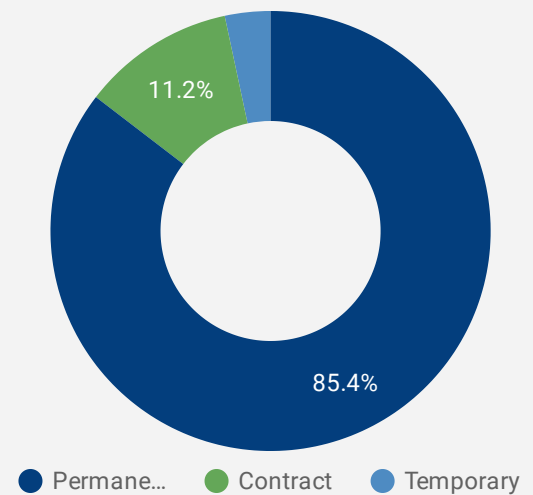
## JOB TYPE

Full-time vs Part-time



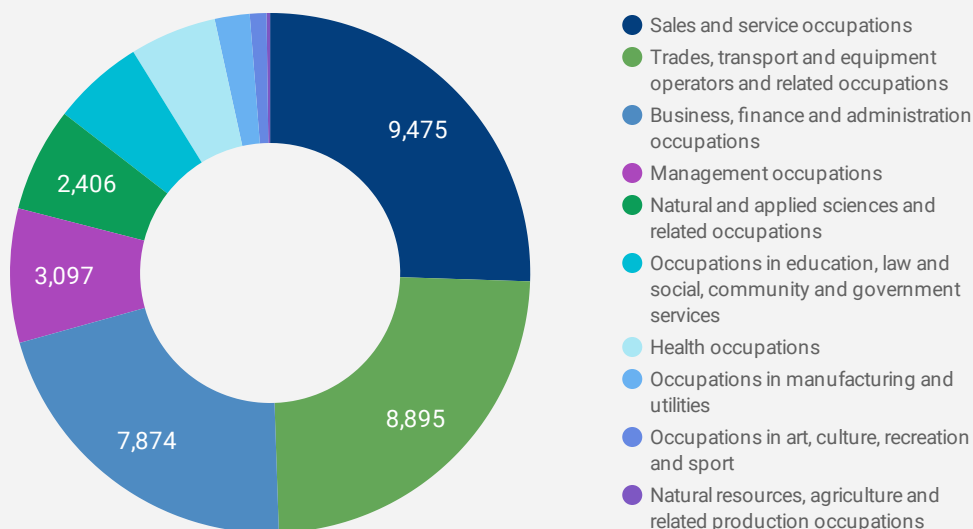
## JOB DURATION

Permanency of jobs posted



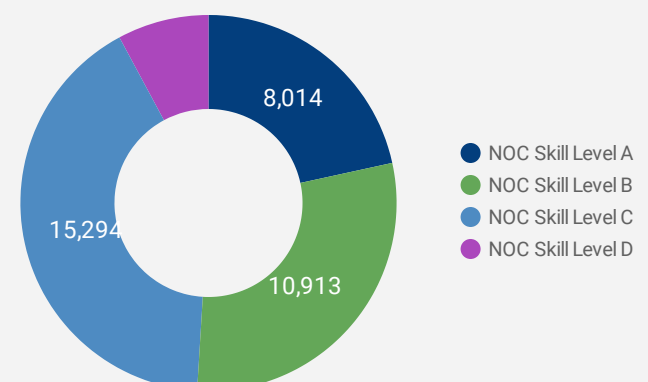
## JOB POSTINGS BY SKILL TYPE

What skill type is being recruited?



## JOB POSTS BY SKILL LEVEL

What education do occupations typically require?



Skill Level A = Usually University education | Skill Level B = Usually College education or Apprenticeship training | Skill Level C = Usually Secondary education or occupation-specific training | Skill Level D = Usually on-the-job training

## TOP HIRING COMPANIES & AGENCIES

What companies are hiring?

	COMPANY	POSTINGS ▾	AVERAGE POSTING DURATION IN DAYS	MEDIAN POSTING DURATION IN DAYS
1.	Randstad Canada	2,013	41.5	21
2.	Halton Healthcare	358	26.8	21
3.	Equest	320	15.2	15
4.	Peel District School Board	320	8.9	5
5.	Loblaw Companies Limited	313	20.0	21
6.	Rogers Communications Canada Inc.	302	15.2	15
7.	RONA inc.	288	4.0	1
8.	AppleOne	267	18.1	21
9.	Rogers Communications Sans-Fil inc.	264	1.6	1
10.	Adecco Canada	247	21.0	21
11.	ROGERS COMMUNICATIONS	234	14.6	14
12.	Breakaway Staffing Solutions	224	8.2	8
13.	Walmart Canada	212	19.0	21
14.	Global Employment	212	21.2	21
15.	Scotiabank	201	17.0	16
16.	GLS Canada	187	4.0	2
17.	ABL Employment	186	22.4	21
18.	Breakaway Staffing	181	21.0	21
19.	Bell	175	18.8	16
20.	Walmart	170	3.4	3
21.	Trillium Health Partners	153	19.8	21
22.	William Osler Health System	152	20.8	21
23.	Halton Healthcare Services	150	17.8	16
24.	Adecco	146	19.6	17
25.	University of Toronto	144	19.2	21
26.	TD	144	12.5	15
27.	Procom	143	15.6	16
28.	Loblaw	142	9.7	5
29.	Shoppers Drug Mart	141	12.4	14
30.	Vaco Lannick	141	5.3	1
31.	...	137	1.7	1

## TOP HOURLY WAGES IN JOB POSTINGS

What are employers willing to pay to find the perfect candidate?

# of Minimum Wage Jobs  
**431**

	JOB TITLE	COMPANY	LOCATION	WAGE VALUE ▾
1.	Chief Operating Officer - Goods Production, Utilities, Transportation And Construction	Canadian MOTOR FREIGHT LTD	City of Brampton	95
2.	Social Worker	Maternal Health Niagara	Oakville	90
3.	Speech-language Pathologist	KIDZ AUTISM AND SPEECH CLINIC	City of Mississauga	90
4.	Maintenance Supervisor	Randstad Canada	City of Brampton	85
5.	Marketing Manager - Family Entertainment Venues	Gecko Hospitality	Oakville	85
6.	Speech Language Pathologist	Buttle Speech Pathology	City of Brampton	85
7.	3rd Party Risk Analyst	Compest Solutions Inc.	City of Mississauga	80
8.	Speech-language Pathologist	Room To Bloom Therapy Centre	Town of Caledon	80
9.	Data Operation Lead	Showman Sphere Inc	City of Mississauga	80
10.	Registered Massage Therapist RMT	Hand & Stone - Burlington	Burlington	80
11.	Mississauga - School Bus Driver	First Student Canada	City of Mississauga	80
12.	Project Manager / Business Analyst	DISYS	City of Mississauga	80
				1 - 100 / 15350 < >

## TOP SALARIES IN JOB POSTINGS

What are employers willing to pay to find the perfect candidate?

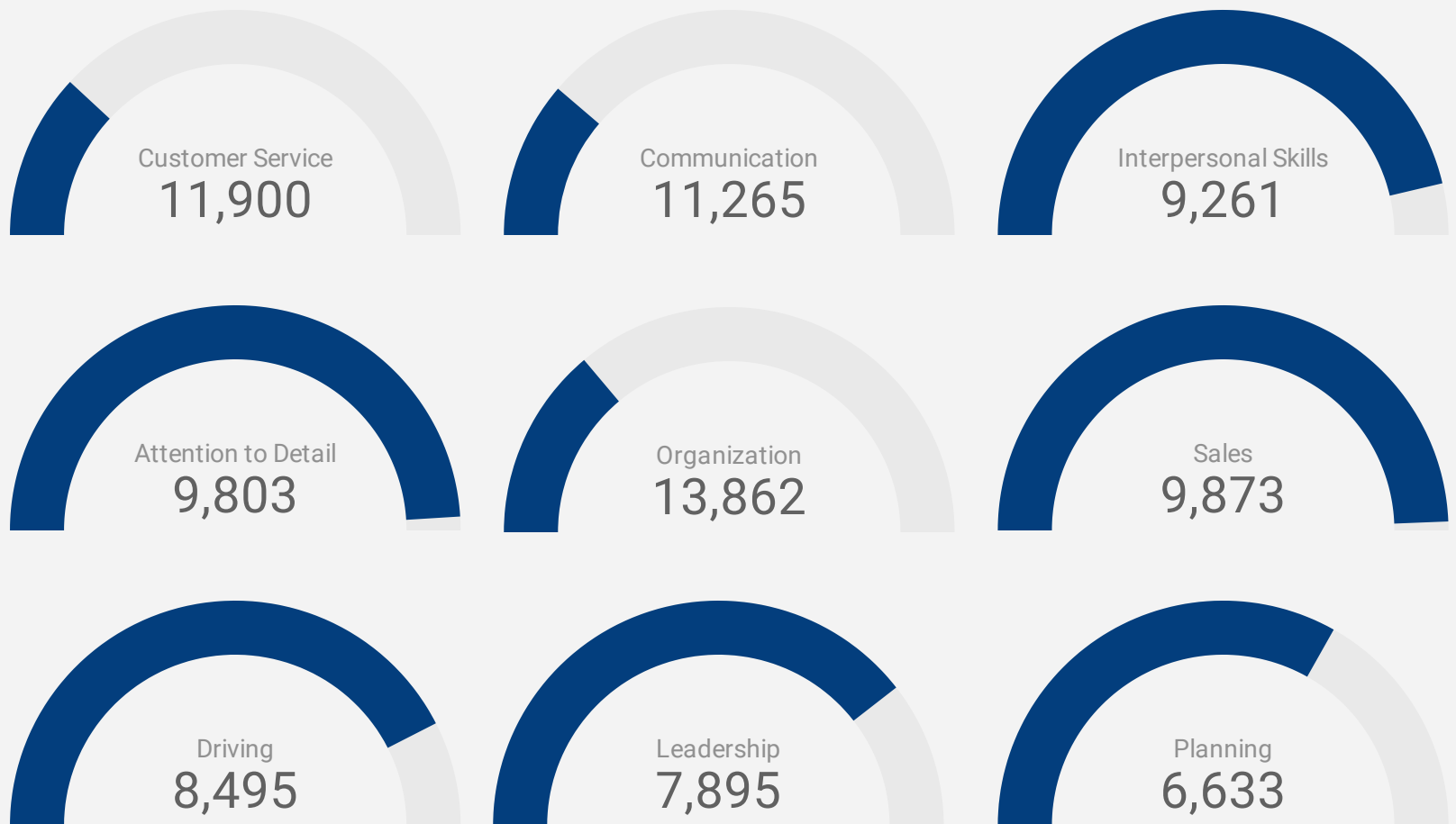
	JOB TITLE	COMPANY	LOCATION	WAGE VALUE ▾
1.	Realtor	One Percent Realty Ltd. Brokerage	City of Brampton	350,000
2.	Owner Operator Truck Driver	MILOS M&S TRANSPORT LTD	City of Mississauga	340,000
3.	Lawyer - Litigation Lead	The PROUD Inc.	City of Mississauga	325,000
4.	Associate Dentist	Venus Dental Care	City of Brampton	307,748
5.	Associate Dentist	Monarch Dentistry	City of Mississauga	306,502
6.	Real Estate Sales Representative	Urban Group Realty	Burlington	306,400
7.	Associate Lawyer - Litigation	The PROUD Inc.	City of Mississauga	300,000
8.	Huge Sign-on Bonus! Owner Operator Truck Driver	Jackpot Logistics Inc.	City of Mississauga	300,000
9.	Primary Care Physician - Telemedicine	Jack Nathan Health	City of Brampton	300,000
10.	Associate Dentist	Ehab Family and Cosmetic Dentistry	City of Mississauga	297,124
11.	Chief Operating Officer - Goods Production, Utilities, Transportation And Construction	Canadian MOTOR FREIGHT LTD	City of Brampton	275,000
				1 - 100 / 20669 < >

## TOP IN-DEMAND SKILLS

How many times were these skills found in job postings?

ACTIVE JOB POSTINGS THIS MONTH

52,921

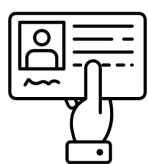


## KEY JOB REQUIREMENTS

How often are these requirements desired in job postings?

ACTIVE JOB POSTINGS THIS MONTH

52,921



Driver's License

966



First Aid

1,363



Regular Access to a Vehicle

1,203



Criminal Record Check

2,107



Microsoft Office

4,008



Food Safety

1,149



## JOB POSTINGS BY 4-DIGIT NOC, SKILL LEVEL, FREQUENCY & DURATION

What jobs are hard-to-fill and/or in-demand?

	4-DIGIT NOC CODE	4-DIGIT NOC LABEL	OCCUPATION'S SKILL LEVEL	POSTING COUNT	AVG POSTING LENGTH IN DAYS	MEDIAN POSTING LENGTH IN DAYS
1.	7452	Material handlers	NOC Skill Level C	3,968	23	21.23
2.	6421	Retail salespersons	NOC Skill Level C	2,777	19	21.23
3.	7511	Transport truck drivers	NOC Skill Level C	1,662	20	15.23
4.	1221	Administrative officers	NOC Skill Level B	1,287	24	21.23
5.	6552	Other customer and information services representatives	NOC Skill Level C	1,067	20	21.23
6.	6711	Food counter attendants, kitchen helpers and related support occupations	NOC Skill Level D	970	18	21.23
7.	6322	Cooks	NOC Skill Level B	743	31	21.23
8.	621	Retail and wholesale trade managers	NOC Skill Level A	710	21	21.23
9.	1241	Administrative assistants	NOC Skill Level B	705	27	21.23
10.	7514	Delivery and courier service drivers	NOC Skill Level C	644	18	16.23
11.	7321	Automotive service technicians, truck and bus mechanics and mechanical repairers	NOC Skill Level B	627	22	21.23
12.	4412	Home support workers, housekeepers and related occupations	NOC Skill Level C	600	25	21.23
13.	3012	Registered nurses and registered psychiatric nurses	NOC Skill Level A	557	24	21.23
14.	1223	Human resources and recruitment officers	NOC Skill Level B	509	22	21.23
15.	1311	Accounting technicians and bookkeepers	NOC Skill Level B	467	29	21.23
16.	6231	Insurance agents and brokers	NOC Skill Level B	450	20	21.23
17.	6731	Light duty cleaners	NOC Skill Level D	434	23	21.23
18.	124	Advertising, marketing and public relations managers	NOC Skill Level A	356	22	21.23
19.	1521	Shippers and receivers	NOC Skill Level C	355	22	21.23
20.	1122	Professional occupations in business management consulting	NOC Skill Level A	334	21	21.23
21.	1525	Dispatchers	NOC Skill Level C	319	22	21.23
22.	1414	Receptionists	NOC Skill Level C	318	21	21.23
23.	1431	Accounting and related clerks	NOC Skill Level C	313	19	21.23
24.	6733	Janitors, caretakers and building superintendents	NOC Skill Level D	308	22	21.23
25.	4216	Other instructors	NOC Skill Level B	304	16	21.23
26.	6541	Security guards and related security service occupations	NOC Skill Level C	301	20	21.23
27.	6611	Cashiers	NOC Skill Level D	283	19	21.23
28.	111	Financial managers	NOC Skill Level A	283	19	21.23
29.	1111	Financial auditors and accountants	NOC Skill Level A	282	21	16.23

## JOB POSTINGS BY 3-DIGIT NOC, SKILL LEVEL, FREQUENCY & DURATION

What jobs are hard to fill and/or in-demand?

	3-DIGIT NOC CODE	3-DIGIT NOC LABEL	OCCUPATION'S SKILL LEVEL	POSTING COUNT ▾	AVG POSTING LENGTH IN DAYS	MEDIAN POSTING LENGTH IN DAYS
1.	745	Longshore workers and material handlers	NOC Skill Level C	3,969	23	21.23
2.	642	Retail salespersons	NOC Skill Level C	2,777	19	21.23
3.	751	Motor vehicle and transit drivers	NOC Skill Level C	2,351	19	15.23
4.	122	Administrative and regulatory occupations	NOC Skill Level B	2,117	23	21.23
5.	655	Customer and information services representatives	NOC Skill Level C	1,077	20	21.23
6.	152	Supply chain logistics, tracking and scheduling co-ordination occupations	NOC Skill Level C	994	22	21.23
7.	671	Food counter attendants, kitchen helpers and related support occupations	NOC Skill Level D	970	18	21.23
8.	217	Computer and information systems professionals	NOC Skill Level A	944	22	16.23
9.	632	Chefs and cooks	NOC Skill Level B	884	31	21.23
10.	673	Cleaners	NOC Skill Level D	865	22	21.23
11.	124	Office administrative assistants - general, legal and medical	NOC Skill Level B	824	26	21.23
12.	441	Home care providers and educational support occupations	NOC Skill Level C	804	27	21.23
13.	111	Auditors, accountants and investment professionals	NOC Skill Level A	797	20	21.23
14.	112	Human resources and business service professionals	NOC Skill Level A	710	20	21.23
15.	062	Retail and wholesale trade managers	NOC Skill Level A	710	21	21.23
16.	732	Automotive service technicians	NOC Skill Level B	680	22	21.23
17.	421	Paraprofessional occupations in legal, social, community and education services	NOC Skill Level B	624	19	21.23
18.	143	Financial, insurance and related administrative support workers	NOC Skill Level C	613	19	21.23
19.	131	Finance, insurance and related business administrative occupations	NOC Skill Level B	606	28	21.23
20.	301	Professional occupations in nursing	NOC Skill Level A	559	24	21.23
21.	141	General office workers	NOC Skill Level C	548	21	21.23
22.	623	Insurance, real estate and financial sales occupations	NOC Skill Level B	524	20	21.23
23.	321	Medical technologists and technicians (except dental health)	NOC Skill Level B	513	20	21.23
24.	011	Senior managers - construction, transportation, production and utilities	NOC Skill Level A	462	23	21.23
25.	012	Senior managers - construction, transportation, production and utilities	NOC Skill Level A	456	22	21.23
26.	121	Administrative services supervisors	NOC Skill Level B	388	23	21.23
27.	651	Occupations in food and beverage service	NOC Skill Level C	336	21	21.23
28.	723	Machining, metal forming, shaping and erecting trades	NOC Skill Level B	318	31	21.23

## JOB POSTINGS BY 2-DIGIT NOC, SKILL LEVEL, FREQUENCY & DURATION

What jobs are hard to fill and/or in-demand?

	2-DIGIT NOC CODE	2-DIGIT NOC LABEL	OCCUPATION'S SKILL LEVEL	POSTING COUNT ▾	AVG POSTING LENGTH IN DAYS	MEDIAN POSTING LENGTH IN DAYS
1.	74	Other installers, repairers and servicers and material handlers	NOC Skill Level C	4,028	23	21.23
2.	12	Administrative and financial supervisors and administrative occupations	NOC Skill Level B	3,370	23	21.23
3.	64	Sales representatives and salespersons - wholesale and retail trade	NOC Skill Level C	2,784	19	21.23
4.	75	Transport and heavy equipment operation and related maintenance occupations	NOC Skill Level C	2,535	20	15.24
5.	65	Service representatives and other customer and personal services occupations	NOC Skill Level C	1,943	20	21.23
6.	67	Service support and other service occupations, n.e.c.	NOC Skill Level D	1,872	20	21.23
7.	21	Professional occupations in natural and applied sciences	NOC Skill Level A	1,677	22	21.23
8.	11	Professional occupations in business and finance	NOC Skill Level A	1,507	20	21.23
9.	63	Service supervisors and specialized service occupations	NOC Skill Level B	1,496	30	21.23
10.	14	Office support occupations	NOC Skill Level C	1,326	20	21.23
11.	72	Industrial, electrical and construction trades	NOC Skill Level B	1,169	27	21.23
12.	06	Middle management occupations in retail and wholesale trade and customer services	NOC Skill Level A	1,144	24	21.23
13.	01	Senior managers - construction, transportation, production and utilities	NOC Skill Level A	1,102	25	21.23
14.	15	Distribution, tracking and scheduling co-ordination occupations	NOC Skill Level C	1,065	21	21.23
15.	73	Maintenance and equipment operation trades	NOC Skill Level B	971	22	21.23
16.	62	Retail sales supervisors and specialized sales occupations	NOC Skill Level B	875	22	21.23
17.	44	Care providers and educational, legal and public protection support occupations	NOC Skill Level C	808	27	21.23
18.	32	Technical occupations in health	NOC Skill Level B	766	21	21.23
19.	22	Technical occupations related to natural and applied sciences	NOC Skill Level B	729	23	21.23
20.	42	Paraprofessional occupations in legal, social, community and education services	NOC Skill Level B	624	19	21.23
21.	13	Finance, insurance and related business administrative occupations	NOC Skill Level B	606	28	21.23
22.	30	Professional occupations in nursing	NOC Skill Level A	559	24	21.23
23.	66	Sales support occupations	NOC Skill Level D	505	19	21.23
24.	41	Professional occupations in law and social, community and government services	NOC Skill Level A	469	26	21.23
25.	31	Professional occupations in health (except nursing)	NOC Skill Level A	373	22	21.23
26.	07	Managers in customer and personal services, n.e.c.	NOC Skill Level A	359	21	21.23
27.	96	Labourers in processing, manufacturing and utilities	NOC Skill Level D	316	22	21.23

## MULTILINGUAL JOB POSTINGS BY THE NUMBERS

ACTIVE POSTINGS  
**750**

NEW POSTINGS  
**462**

COMPANIES  
**353**

JOB LANGUAGES  
**11**

## # OF DAYS POSTED

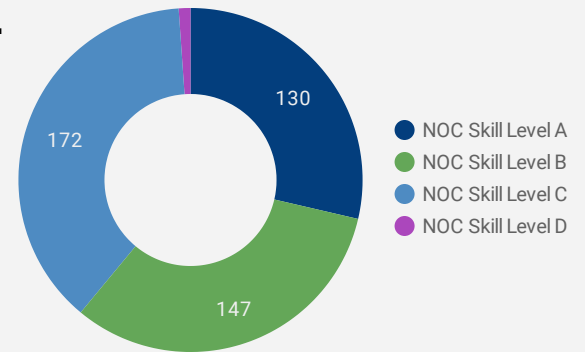
AVERAGE  
**40.1**

MEDIAN  
**31**

## MULTILINGUAL JOB POSTINGS BY SKILL LEVEL

What language skills are employers looking for by occupational skill level?

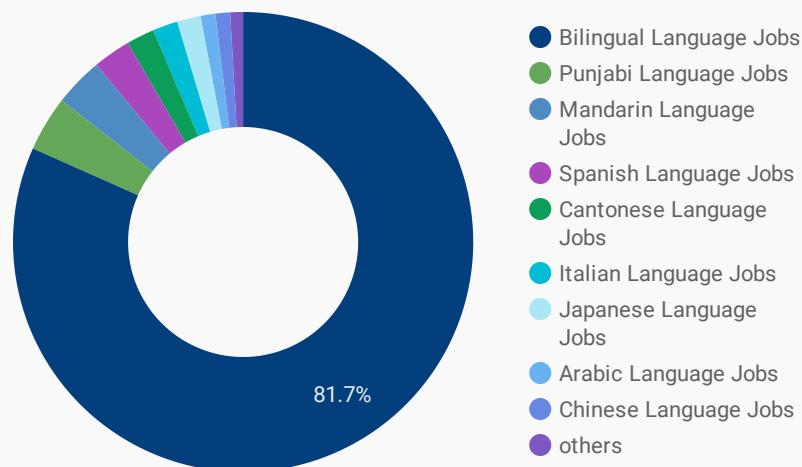
- 130** Skill Level A - Management/ Professional Occupations usually requiring University
- 147** Skill Level B - Usually college education or apprenticeship training
- 172** Skill Level C - Usually secondary education or occupation-specific training
- 5** Skill Level D - Usually on-the-job training



LANGUAGES	NOC Skill Level A	NOC Skill Level B	NOC Skill Level C	NOC Skill Level D
Bilingual Language Jobs	96	94	137	
German Language Jobs	14	13	6	1
Punjabi Language Jobs	2	7	10	3
Cantonese Language Jobs	3	7	5	
Mandarin Language Jobs	5	7	2	
Italian Language Jobs	1	9	3	
Spanish Language Jobs	2	2	5	1

## LANGUAGE SKILLS BREAKDOWN

Which kinds of language skills do employers seek?



LANGUAGES	POSTING COUNT
1. Bilingual Language Jobs	576
2. German Language Jobs	53
3. Punjabi Language Jobs	25
4. Mandarin Language Jobs	21
5. Cantonese Language Jobs	19
6. Spanish Language Jobs	16
7. Italian Language Jobs	14

1 - 11 / 11

## Post Date Timeline of this Month's Active Job Postings



## LANGUAGE SKILLS BEING RECRUITED BY SKILL TYPE

What language skills are sought by 1-Digit NOC?

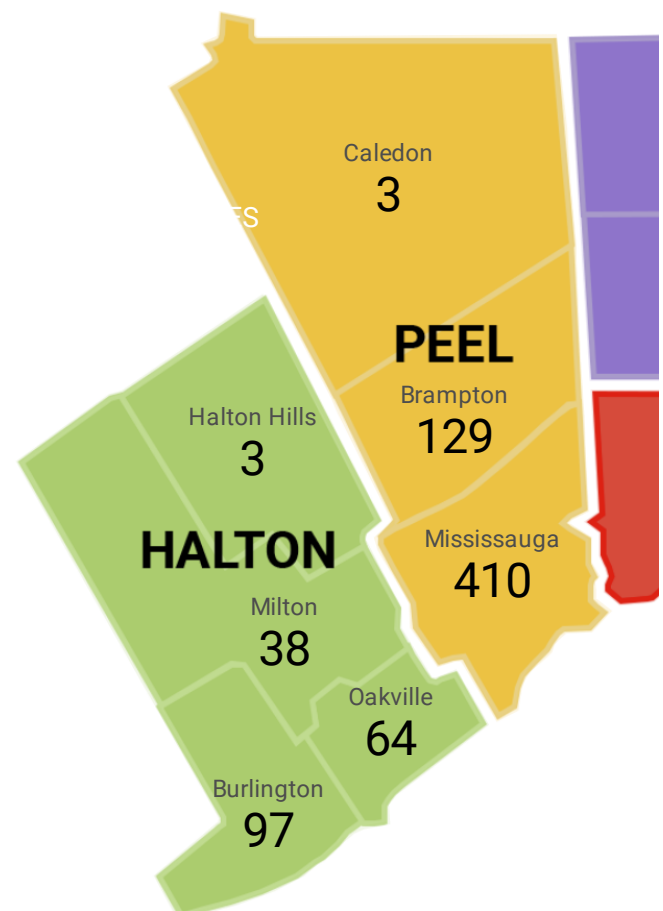
SKILL TYPE NAME	French La...	German ...	Punjabi L...	Cantones...	Mandarin...	Italian La...	Grand total
Business, finance and administration occu...	104	6	5	7	7	2	135
Health occupations	7		2		2		12
Management occupations	45	1	1	1	3	1	58
Natural and applied sciences and related o...	13	21					38
Natural resources, agriculture and related ...							1
Occupations in art, culture, recreation and ...	3			1			4
Occupations in education, law and social, ...	21		4		1		28
Occupations in manufacturing and utilities			1				1
Sales and service occupations	105	5	7	3	1	10	137
Trades, transport and equipment operator...	29	1	2	3			40
<b>Grand total</b>	<b>327</b>	<b>34</b>	<b>22</b>	<b>15</b>	<b>14</b>	<b>13</b>	<b>454</b>

## MULTILINGUAL JOB POSTINGS BY MUNICIPALITY

What language skills are sought by 4-Digit NOC?

MUNICIPALITY	JOB LANGUAGES	AVG POSTING LENGTH IN DAYS	MEDIAN POSTING LENGTH IN DAYS
1. City of Mississauga	410	21.9	21.23
2. City of Brampton	129	20.7	21.23
3. Burlington	97	21.1	21.23
4. Oakville	64	21.3	21.23
5. Milton	38	20.5	21.23
6. Halton Hills	3	21.4	21.23
7. Town of Caledon	3	22.0	21.23

REGION	JOB LANGUAGES	AVG POSTING LENGTH IN DAYS	MEDIAN POSTING LENGTH IN DAYS
1. Peel Region	542	21.5	21.23
2. Halton Region	202	21.1	21.23



## LANGUAGE DEMAND BY JOB

What language skills are sought by 4-Digit NOC?

4 DIGIT NOC NAME		POSTINGS ▾
1.	Other customer and information service...	48
2.	Retail salespersons	48
3.	Administrative officers	23
4.	Human resources and recruitment officers	20
5.	School principals and administrators of ...	13
6.	Material handlers	12
7.	Delivery and courier service drivers	11
8.	Insurance agents and brokers	11
9.	Administrative assistants	11
10.	Cooks	9
11.	Financial managers	9
12.	Other instructors	8
13.	Retail and wholesale trade managers	8
14.	Professional occupations in advertising, ...	8
15.	Other financial officers	8
16.	Advertising, marketing and public relatio...	8
17.	Computer programmers and interactive ...	7
18.	Professional occupations in business m...	6
19.	Accounting and related clerks	5
20.	Electrical and electronics engineering te...	5
21.	Business development officers and mark...	5
22.	Financial auditors and accountants	5
23.	Social and community service workers	5
24.	Banking, insurance and other financial cl...	5
25.	Purchasing and inventory control workers	5
26.	Corporate sales managers	4
27.	Chefs	4
28.	User support technicians	4
29.	Medical administrative assistants	4
30.	Shippers and receivers	4
31.	Architects	4
1 - 100 / 112		< >

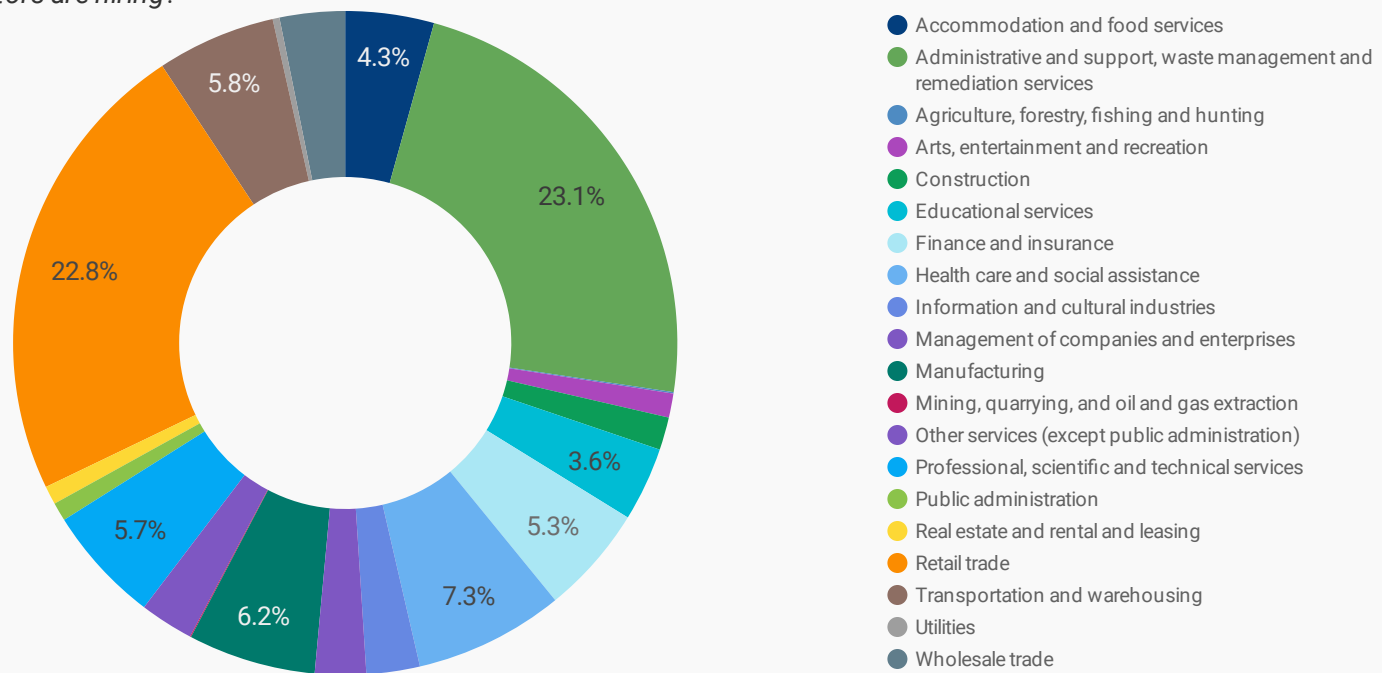
## MULTILINGUAL HIRING EMPLOYERS

Which employers are seeking multilingual candidates?

COMPANY		POSTINGS ▾
1.	Evertz Microsystems	48
2.	Bell	42
3.	Randstad Canada	27
4.	Lowe's Canada	22
5.	Rogers Communications Sans-Fil inc.	18
6.	Clarity Hiring	13
7.	Royal Bank of Canada	11
8.	ROGERS COMMUNICATIONS	10
9.	FedEx Express	10
10.	Trillium Health Partners	9
11.	Bevertec	9
12.	BELL BUSINESS MARKETS	8
13.	Bell Canada	7
14.	Bmo	7
15.	LafargeHolcim	7
16.	Lowe's	7
17.	The Bob Rumball Canadian Centre of Excellence for the Deaf (BRCCED)	6
18.	McKesson	6
19.	Beyond Bilingual	6
20.	Btrust International Trading Inc.	5
21.	BELL MOBILITY/BELL MOBILITÁ%	5
22.	FEDEX	5
23.	Farm Boy	5
24.	VON Canada	4
25.	VPI	4
26.	Vaco Lannick	4
27.	Canadian Mental Health Association / CMHA, Peel Dufferin	4
1 - 50 / 355		< >

## TOP HIRING SECTORS BY 2-DIGIT NAICS CODE

What sectors are hiring?



	NAICS CODE	2-DIGIT NAICS LABEL	POSTING COUNT	AVG POSTING LENGTH IN DAYS	MEDIAN POSTING LENGTH IN DAYS
1.	56	Administrative and support, waste management and remediation services	4,038	30.3	21
2.	44-45	Retail trade	3,067	18.1	20
3.	62	Health care and social assistance	1,069	22.8	21
4.	31-33	Manufacturing	936	22.4	21
5.	48-49	Transportation and warehousing	824	22.3	21
6.	54	Professional, scientific and technical services	818	21.0	21
7.	52	Finance and insurance	695	18.1	21
8.	72	Accommodation and food services	685	26.5	21
9.	61	Educational services	473	13.1	7
10.	41	Wholesale trade	468	20.7	21
11.	81	Other services (except public administration)	388	21.7	21
12.	51	Information and cultural industries	332	15.3	15
13.	55	Management of companies and enterprises	312	23.3	21
14.	23	Construction	229	20.5	21
15.	71	Arts, entertainment and recreation	167	19.6	21
16.	53	Real estate and rental and leasing	147	22.6	21
17.	91	Public administration	110	20.4	21
18.	22	Utilities	50	20.5	21
19.	11	Agriculture, forestry, fishing and hunting	14	18.4	20
20.	21	Mining, quarrying, and oil and gas extraction	7	40.0	21

NOTE: NAICS code 56 includes Employment Agencies. Manufacturing includes codes 31-33, Retail Trade includes codes 44-45 and Transportation and Warehousing includes codes 48-49.

## TOP HIRING SECTORS BY 3-DIGIT NAICS CODE

What sectors are hiring?

	NAICS CODE	3-DIGIT NAICS LABEL	POSTING COUNT ▾	AVERAGE POSTING LENGTH IN DAYS	MEDIAN POSTING LENGTH IN DAYS
1.	561	Administrative and support services	3,978	30.4	21.23
2.	541	Professional, scientific and technical services	818	21.0	21.23
3.	621	Ambulatory health care services	744	23.4	21.23
4.	722	Food services and drinking places	662	26.6	21.23
5.	522	Credit intermediation and related activities	579	17.8	20.23
6.	445	Food and beverage stores	563	19.9	21.23
7.	443	Electronics and appliance stores	495	17.0	16.23
8.	611	Educational services	473	13.1	7.23
9.	448	Clothing and clothing accessories stores	405	26.4	21.23
10.	452	General merchandise stores	323	9.4	4.23
11.	551	Management of companies and enterprises	312	23.3	21.23
12.	446	Health and personal care stores	304	16.5	16.23
13.	453	Miscellaneous store retailers	290	20.0	21.23
14.	484	Truck transportation	275	23.4	21.23
15.	442	Furniture and home furnishings stores	274	19.3	21.23
16.	493	Warehousing and storage	243	14.2	15.24
17.	517	Telecommunications	231	14.8	13.24
18.	444	Building material and garden equipment and supplies dealers	208	11.1	8.24
19.	441	Motor vehicle and parts dealers	173	20.8	21.23
20.	325	Chemical manufacturing	153	21.2	21.23
21.	238	Specialty trade contractors	149	18.1	20.23
22.	811	Repair and maintenance	147	30.1	21.23
23.	713	Amusement, gambling and recreation industries	146	19.4	21.23
24.	623	Nursing and residential care facilities	139	23.4	21.23
25.	813	Religious, grant-making, civic, and professional and similar organizations	135	19.4	21.23
26.	488	Support activities for transportation	126	39.8	21.23
27.	334	Computer and electronic product manufacturing	122	20.3	21.23
28.	417	Machinery, equipment and supplies merchant wholesalers	118	20.3	21.23
29.	333	Machinery manufacturing	107	20.7	21.23
30.	913	Local, municipal and regional public administration	106	20.4	21.23
31.	812	Personal and laundry services	106	16.2	21.23



## TOP HIRING SECTORS BY 4-DIGIT NAICS CODE

What sectors are hiring?

	NAICS CODE	4-DIGIT NAICS LABEL	POSTING COUNT ▾	AVERAGE POSTING LENGTH IN DAYS	MEDIAN POSTING DAYS IN LENGTH
1.	5613	Employment services	3,813	30.9	21.23
2.	7225	Full-service restaurants and limited-service eating places	599	27.3	21.23
3.	5221	Depository credit intermediation	556	17.8	20.23
4.	4431	Electronics and appliance stores	495	17.0	16.23
5.	4451	Grocery stores	462	19.2	16.23
6.	6211	Offices of physicians	387	26.5	21.23
7.	4481	Clothing stores	363	27.1	21.23
8.	6117	Educational support services	324	9.0	5.24
9.	5511	Management of companies and enterprises	312	23.3	21.23
10.	4461	Health and personal care stores	304	16.5	16.23
11.	5413	Architectural, engineering and related services	270	19.2	16.73
12.	4521	Department stores	262	8.1	3.73
13.	4841	General freight trucking	260	21.8	21.23
14.	4931	Warehousing and storage	243	14.2	15.24
15.	4441	Building material and supplies dealers	208	11.1	8.24
16.	4422	Home furnishings stores	180	19.0	21.23
17.	5179	Other telecommunications	177	18.7	15.23
18.	4532	Office supplies, stationery and gift stores	177	19.5	21.23
19.	4411	Automobile dealers	152	20.8	21.23
20.	7139	Other amusement and recreation industries	145	19.4	21.23
21.	5417	Scientific research and development services	126	25.1	20.73
22.	5416	Management, scientific and technical consulting services	124	20.9	21.23
23.	5412	Accounting, tax preparation, bookkeeping and payroll services	112	20.6	21.23
24.	8111	Automotive repair and maintenance	109	34.4	21.23
25.	9139	Other local, municipal and regional public administration	106	20.4	21.23
26.	4911	Postal service	105	11.6	9.5
27.	6213	Offices of other health practitioners	104	22.6	21.23
28.	3345	Navigational, measuring, medical and control instruments manufacturing	103	20.7	21.23
29.	6233	Community care facilities for the elderly	100	25.1	21.23
30.	6212	Offices of dentists	95	22.1	21.23
31.	4421	Furniture stores	94	20.0	21.23

## TOP HIRING SECTORS BY 5-DIGIT NAICS CODE

What sectors are hiring?

	NAICS CODE	5-DIGIT NAICS LABEL	POSTING COUNT ▾	AVERAGE POSTING LENGTH IN DAYS	MEDIAN POSTING LENGTH IN DAYS
1.	56131	Employment placement agencies and executive search services	3,663	31.4	21.23
2.	72251	Full-service restaurants and limited-service eating places	599	27.3	21.23
3.	52211	Banking	555	17.8	20.23
4.	44314	Electronics and appliance stores	495	17.0	16.23
5.	44511	Supermarkets and other grocery (except convenience) stores	448	19.3	16.23
6.	62111	Offices of physicians	387	26.5	21.23
7.	61171	Educational support services	324	9.0	5.24
8.	55111	Management of companies and enterprises	312	23.3	21.23
9.	45211	Department stores	262	8.1	3.73
10.	54133	Engineering services	233	18.5	16.23
11.	49311	General warehousing and storage	209	13.6	15.23
12.	45321	Office supplies and stationery stores	177	19.5	21.23
13.	51791	Other telecommunications	177	18.7	15.23
14.	44619	Other health and personal care stores	169	13.5	15.23
15.	44229	Other home furnishings stores	160	18.2	21.23
16.	56132	Temporary help services	150	19.6	16.71
17.	44111	New car dealers	147	20.8	21.23
18.	48411	General freight trucking, local	136	20.3	21.04
19.	44814	Family clothing stores	127	40.0	21.23
20.	71394	Fitness and recreational sports centres	125	19.5	21.23
21.	48412	General freight trucking, long distance	124	23.2	21.23
22.	54171	Research and development in the physical, engineering and life sciences	122	25.6	20.73
23.	44819	Other clothing stores	113	19.9	21.23
24.	54121	Accounting, tax preparation, bookkeeping and payroll services	112	20.6	21.23
25.	91391	Other local, municipal and regional public administration	106	20.4	21.23
26.	44411	Home centres	106	6.9	5.23
27.	49111	Postal service	105	11.6	9.5
28.	33451	Navigational, measuring, medical and control instruments manufacturing	103	20.7	21.23
29.	62331	Community care facilities for the elderly	100	25.1	21.23
30.	44611	Pharmacies and drug stores	97	19.8	21.23

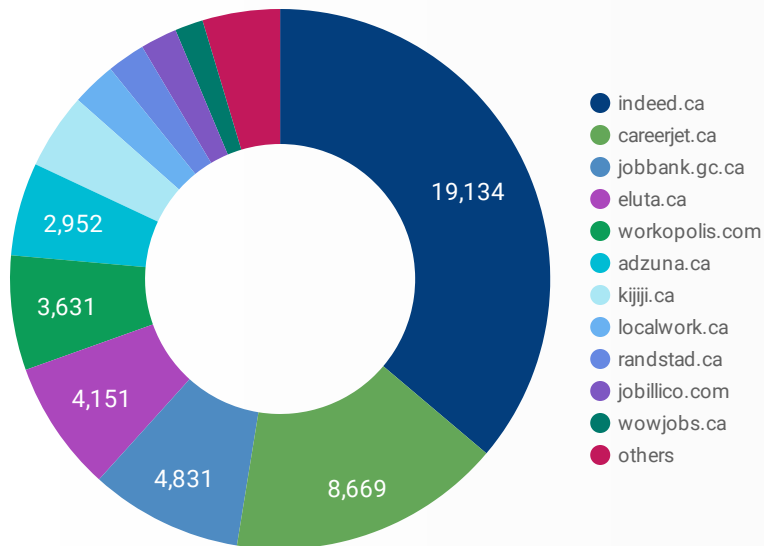
## TOP HIRING SECTORS BY 6-DIGIT NAICS CODE

What sectors are hiring?

	NAICS CODE	6-DIGIT NAICS LABEL	POSTING COUNT ▾	AVG POSTING LENGTH IN DAYS	MEDIAN POSTING LENGTH IN DAYS
1.	561310	Employment placement agencies and executive search services	3,663	31.4	21.23
2.	445110	Supermarkets and other grocery (except convenience) stores	448	19.3	16.23
3.	443143	Appliance, television and other electronics stores	446	16.6	16.23
4.	621110	Offices of physicians	387	26.5	21.23
5.	522112	Corporate and institutional banking industry	361	16.6	20.23
6.	611710	Educational support services	324	9.0	5.24
7.	722511	Full-service restaurants	317	30.9	21.23
8.	551114	Head offices	312	23.3	21.23
9.	722512	Limited-service eating places	282	23.3	21.23
10.	452110	Department stores	262	8.1	3.73
11.	541330	Engineering services	233	18.5	16.23
12.	493110	General warehousing and storage	209	13.6	15.23
13.	522111	Personal and commercial banking industry	194	20.1	21.23
14.	453210	Office supplies and stationery stores	177	19.5	21.23
15.	517919	All other telecommunications	177	18.7	15.23
16.	446199	All other health and personal care stores	165	13.4	15.23
17.	442298	All other home furnishings stores	159	18.2	21.23
18.	561320	Temporary help services	150	19.6	16.71
19.	441110	New car dealers	147	20.8	21.23
20.	484110	General freight trucking, local	136	20.3	21.04
21.	448140	Family clothing stores	127	40.0	21.23
22.	713940	Fitness and recreational sports centres	125	19.5	21.23
23.	541710	Research and development in the physical, engineering and life sciences	122	25.6	20.73
24.	448199	All other clothing stores	113	19.9	21.23
25.	913910	Other local, municipal and regional public administration	106	20.4	21.23
26.	444110	Home centres	106	6.9	5.23
27.	491110	Postal service	105	11.6	9.5
28.	623310	Community care facilities for the elderly	100	25.1	21.23
29.	446110	Pharmacies and drug stores	97	19.8	21.23
30.	621210	Offices of dentists	95	22.1	21.23
31.	442110	Furniture stores	94	20.0	21.23

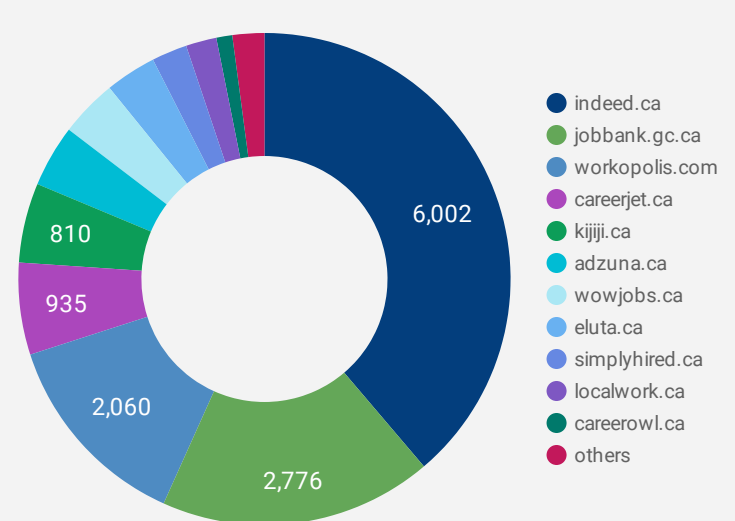
## JOB POSTINGS BY JOB BOARD

What share of unique job postings appear on each job board?



## COMPANIES BY JOB BOARD

What share of unique job postings appear on each job board?



## JOB POSTING DETAILS BY JOB BOARD

How does job posting activity differ by job board?

	JOB BOARD	POSTING COUNT	AVG POSTING LENGTH IN DAYS	MEDIAN POSTING LENGTH IN DAYS	# OF COMPANIES
1.	indeed.ca	19,134	21	21.23	6,002
2.	careerjet.ca	8,669	24	14.23	935
3.	jobbank.gc.ca	4,831	44	30.23	2,776
4.	eluta.ca	4,151	21	21.23	520
5.	workopolis.com	3,631	15	15.23	2,060
6.	adzuna.ca	2,952	15	15.23	631
7.	kijiji.ca	2,410	15	15.23	810
8.	localwork.ca	1,403	4	2.23	312
9.	randstad.ca	1,207	65	79.23	1
10.	jobillico.com	1,162	9	1.24	98
11.	wowjobs.ca	894	16	16.23	585
12.	careerarc.com	543	29	21.23	34
13.	simplyhired.ca	479	15	15.23	360
14.	careerbuilder.ca	372	23	30.23	58
15.	network.applytoeducation.com	341	6	5.24	8
16.	careerowl.ca	258	101	108.23	162
17.	retail.ca	93	16	13.73	16
18.	adecco.ca	54	16	13.24	1