

JOB DEMAND REPORT

OCTOBER 2021

HIGHLIGHTS

JOB POSTINGS BY THE NUMBERS

TOTAL POSTINGS	NEW THIS MONTH	COMPANIES	JOB BOARDS
59,151	33,687	13,395	34

OF DAYS POSTED

AVERAGE	MEDIAN
21.0	21

REPORT BUILDER

The default filter selection below will show all job demand data for the month. You can use the filters to create a customized report for the purpose of understanding a subset of the data.

OCCUPATION FILTERS

SKILL TYPE NAME / 1-DIGIT NOC	▼
MAJOR GROUP / 2-DIGIT NOC	▼
MINOR GROUP / 3-DIGIT NOC	▼
UNIT GROUP / 4-DIGIT NOC	▼
SKILL LEVEL	▼
JOB TYPE	▼
JOB DURATION	▼
ADDITIONAL LANGUAGE	▼
SPECIFIC JOB TAGS	▼

INDUSTRY/SECTOR FILTERS

HIRING SECTOR BY 2-DIGIT NAICS CODE	▼
HIRING SECTOR BY 3-DIGIT NAICS CODE	▼
HIRING SECTOR BY 4-DIGIT NAICS CODE	▼
HIRING SECTOR BY 5-DIGIT NAICS CODE	▼
HIRING SECTOR BY 6-DIGIT NAICS CODE	▼

OTHER FILTERS

MUNICIPALITY	▼
REGION	▼
JOB BOARD	▼

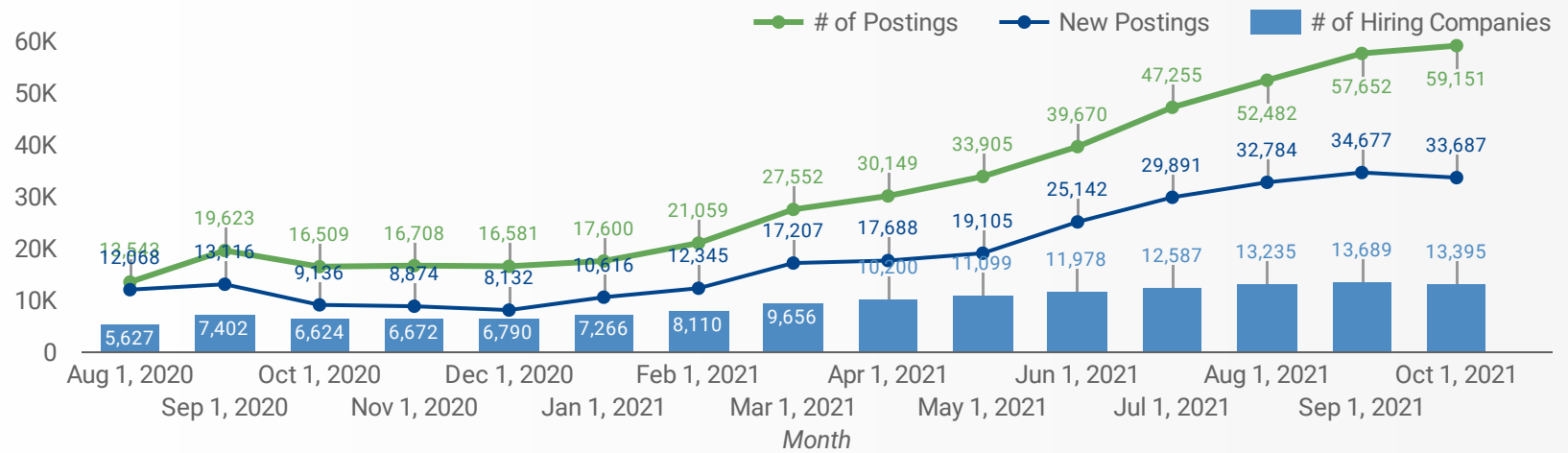
NOC = National Occupation Classification | NAICS = North American Industry Classification System

Source:

Job posting data collected by the Peel Halton Workforce Development Group from job boards and employer websites that recruit candidates in Peel and Halton Regions.

JOB POSTINGS BY MONTH FOR PEEL & HALTON REGIONS

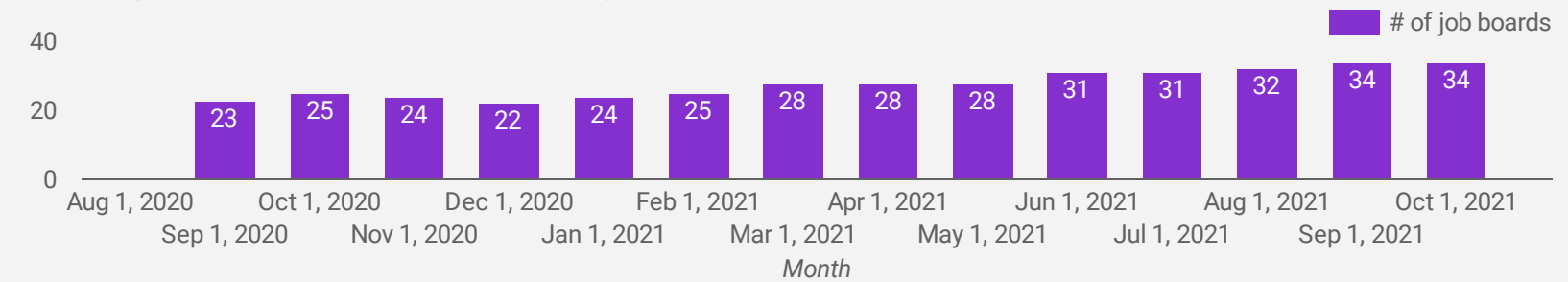
How many job postings were active for at least 1 day this month?



NOTE: This graph cannot be filtered using the controls on the cover page

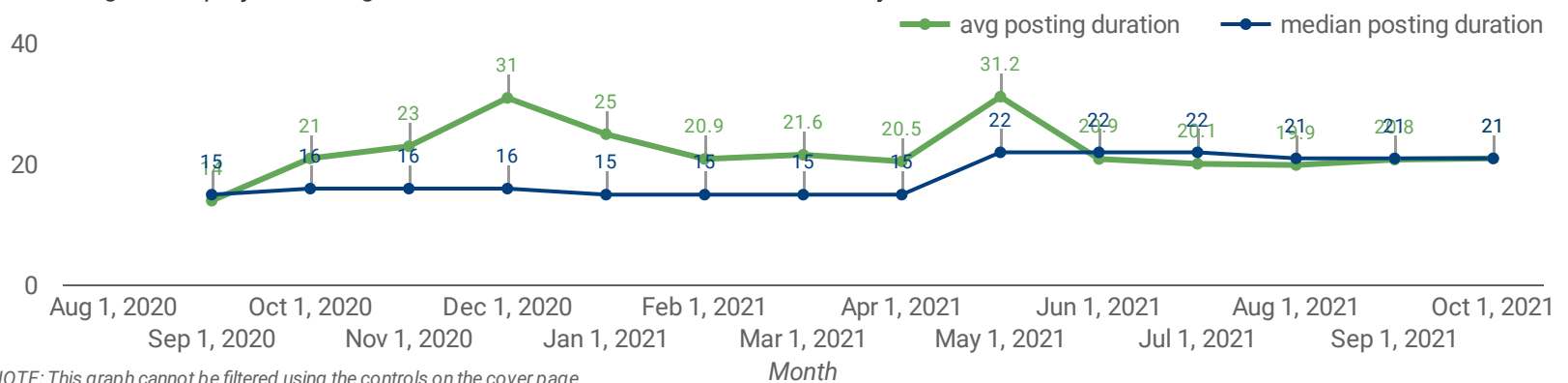
NUMBER OF ACTIVE JOB BOARDS

How many job postings were active for at least 1 day this month on these job boards?



AVG & MEDIAN POSTING LENGTH BY DAYS

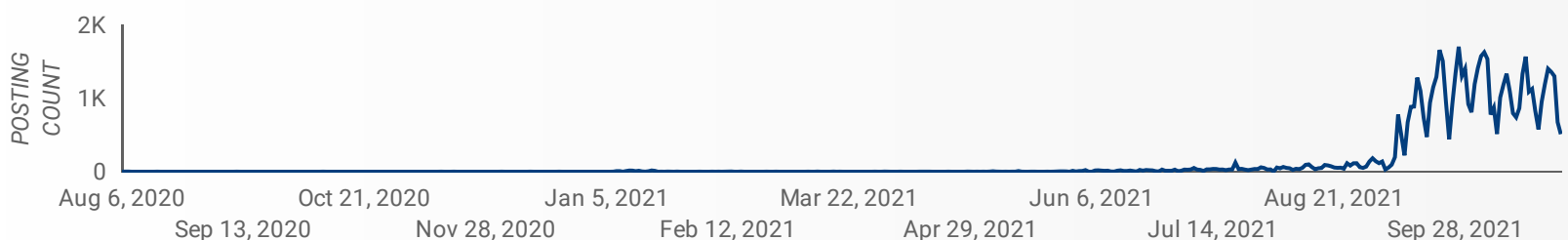
How long are employers having to recruit for to find candidates to fill their job vacancies?



NOTE: This graph cannot be filtered using the controls on the cover page

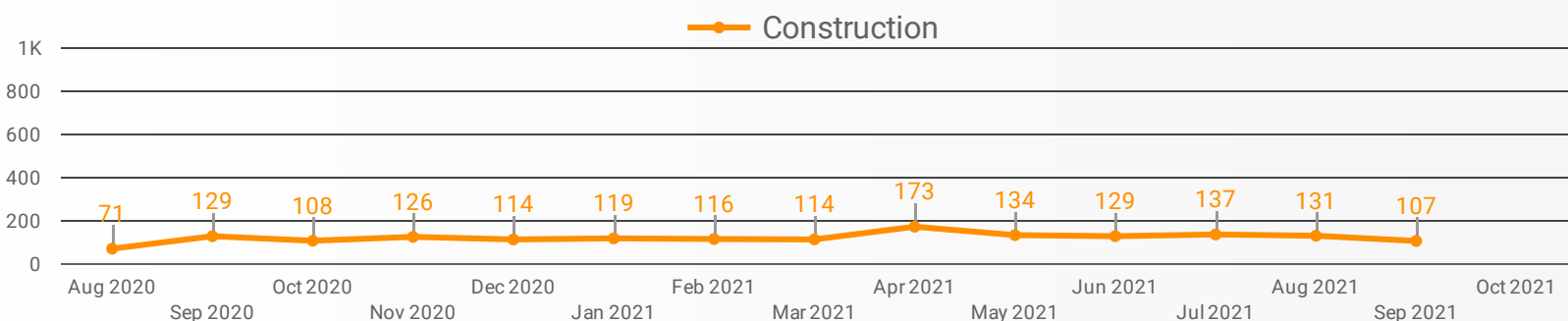
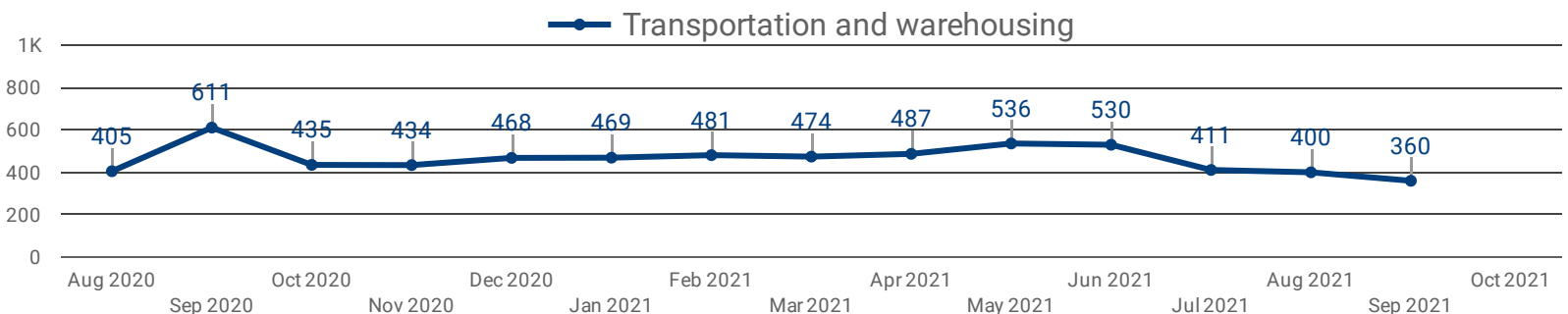
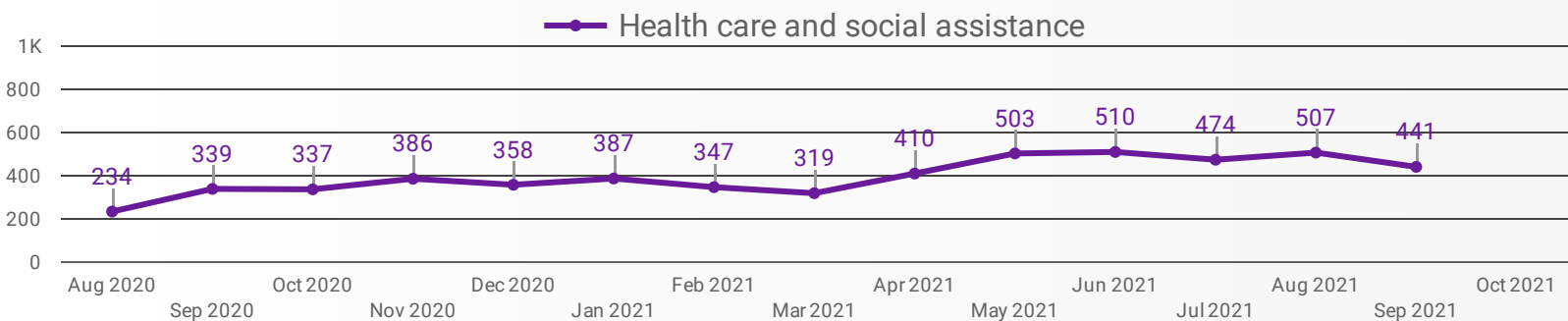
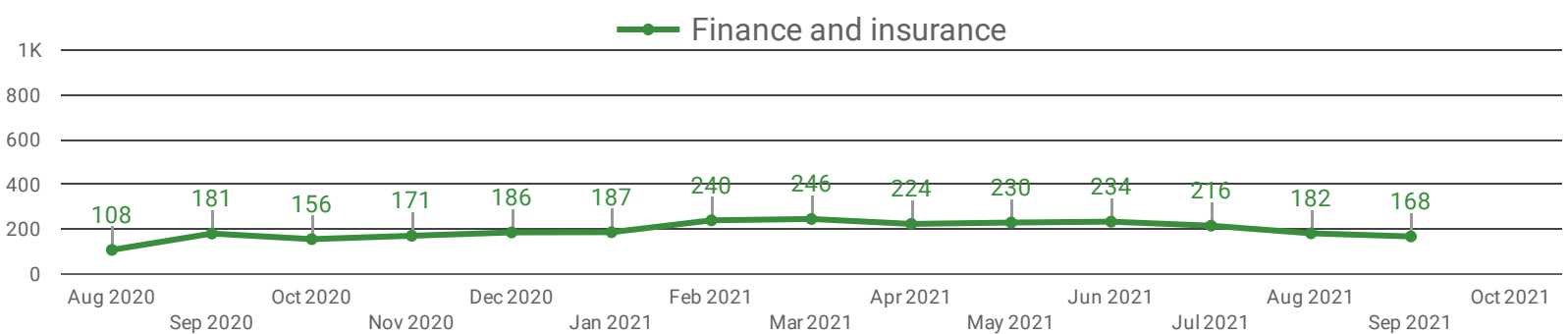
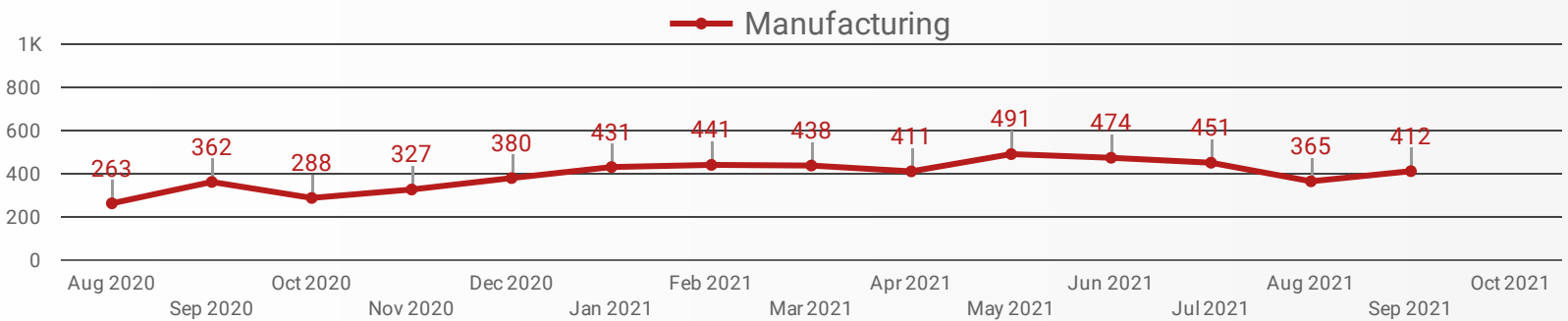
POST DATE TIMELINE FOR THIS MONTH'S ACTIVE JOB POSTINGS

How many job postings were active for at least 1 day this month?



DEMAND BY KEY SECTOR (PEEL & HALTON REGIONS)

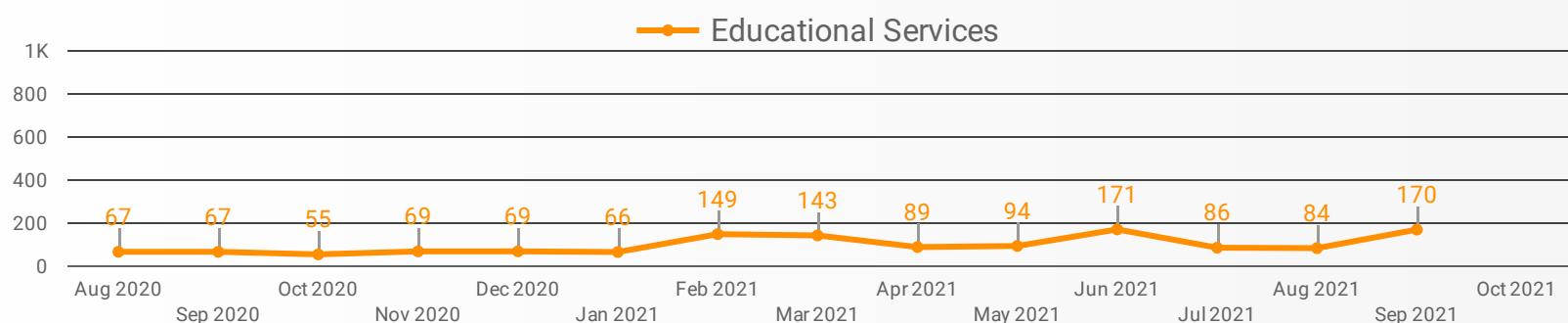
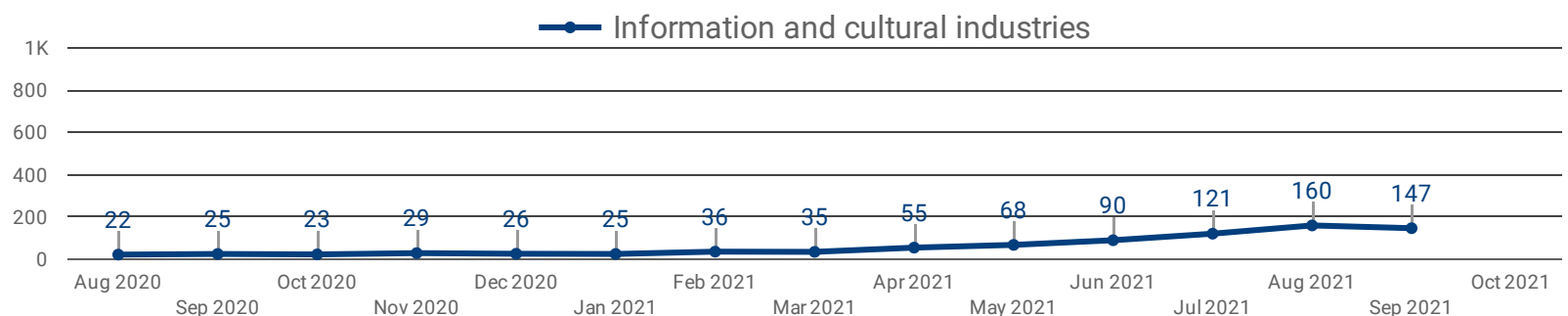
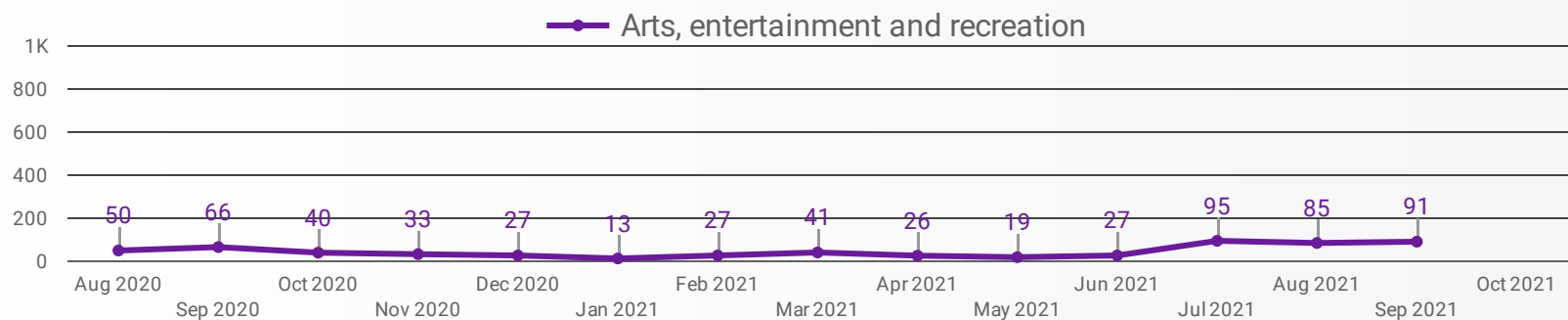
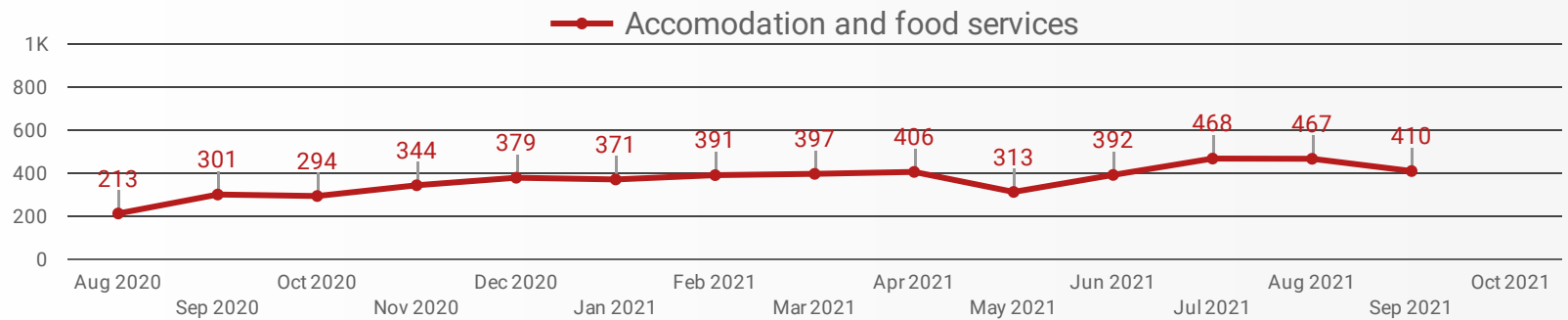
How many job postings were active for at least 1 day this month by sector?



NOTE: This graph cannot be filtered using the controls on the cover page

DEMAND BY IMPACTED SECTOR (PEEL & HALTON REGIONS)

How many job postings were active for at least 1 day this month by sector?



NOTE: This graph cannot be filtered using the controls on the cover page

JOB POSTINGS BY REGION

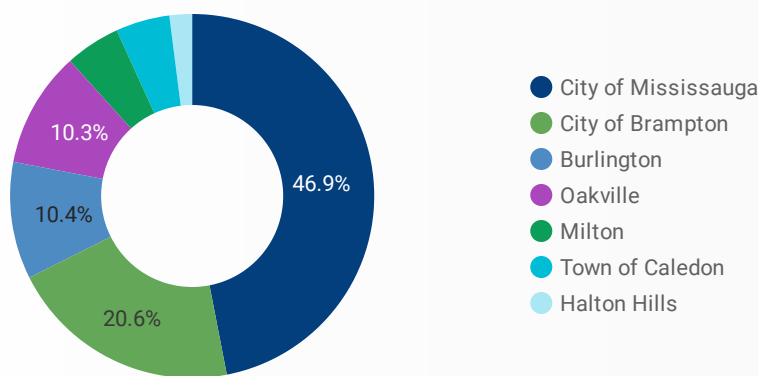
Where are job opportunities being offered?

	REGION	POSTING COUNT	AVG POSTING LENGTH IN DAYS	MEDIAN POSTING LENGTH IN DAYS
1.	Peel Region	42,740	21.2	21.23
2.	Halton Region	16,292	20.5	21.23

JOB POSTINGS BY MUNICIPALITY

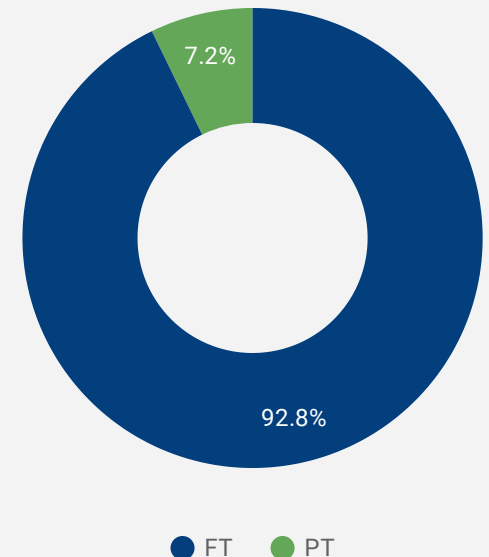
Where are job opportunities being offered?

	MUNICIPALITY	POSTING COUNT	AVG POSTING LENGTH IN DAYS	MEDIAN POSTING LENGTH IN DAYS
1.	City of Mississauga	27,714	21.8	21.23
2.	City of Brampton	12,190	21.1	21.23
3.	Burlington	6,144	21.5	21.23
4.	Oakville	6,078	21.2	21.23
5.	Milton	2,885	19.6	20.23
6.	Town of Caledon	2,836	15.7	15.23
7.	Halton Hills	1,185	14.9	15.23



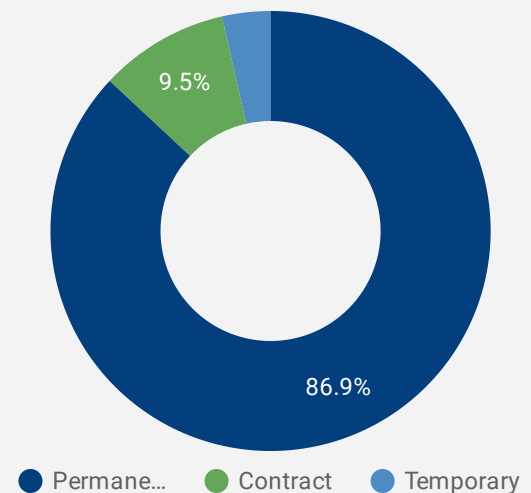
JOB TYPE

Full-time vs Part-time



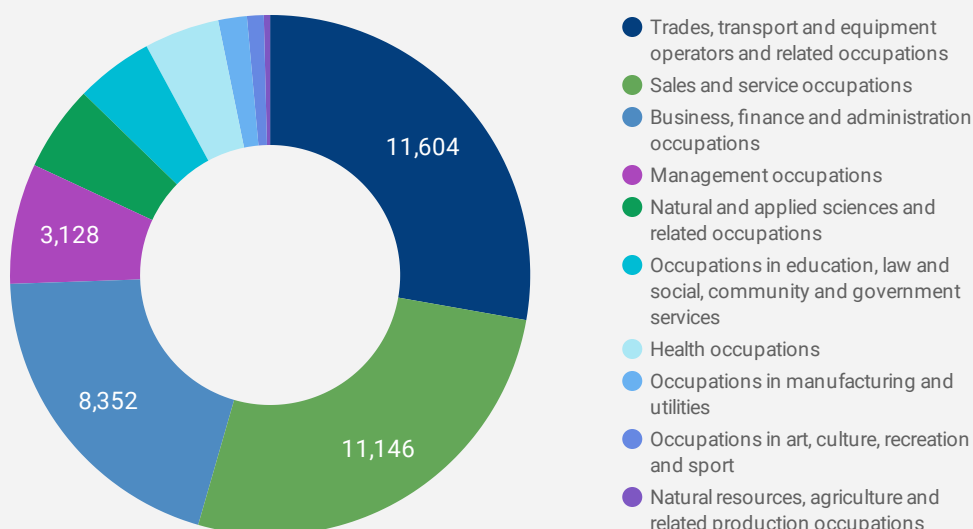
JOB DURATION

Permanency of jobs posted



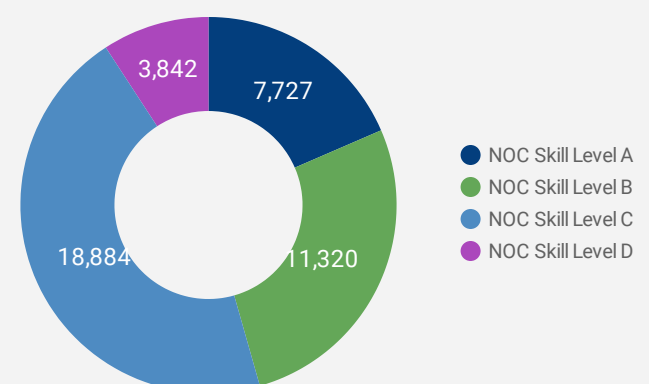
JOB POSTINGS BY SKILL TYPE

What skill type is being recruited?



JOB POSTS BY SKILL LEVEL

What education do occupations typically require?



Skill Level A = Usually University education | Skill Level B = Usually College education or Apprenticeship training | Skill Level C = Usually Secondary education or occupation-specific training | Skill Level D = Usually on-the-job training

TOP HIRING COMPANIES & AGENCIES

What companies are hiring?

	COMPANY	POSTINGS ▾	AVERAGE POSTING DURATION IN DAYS	MEDIAN POSTING DURATION IN DAYS
1.	Randstad Canada	2,657	33.6	21
2.	Amazon Fulfillment	1,660	2.5	2
3.	Halton Healthcare	393	32.5	20
4.	Walmart Canada	377	19.0	21
5.	Breakaway Staff	354	9.0	8
6.	AMAZON	352	10.6	7
7.	Walmart	341	4.7	3
8.	Bell	325	22.1	17
9.	Peel District School Board	317	12.3	3
10.	AppleOne	271	19.0	21
11.	Breakaway Staffing	268	21.1	21
12.	ABL Employment	261	20.0	21
13.	Equest	257	15.4	15
14.	Loblaw	237	9.8	7
15.	ROGERS COMMUNICATIONS	211	28.3	21
16.	Procom	203	14.8	14
17.	Adecco	187	17.3	18
18.	Loblaw Companies Limited	185	20.7	21
19.	Trillium Health Partners	184	20.1	21
20.	Sobeys	158	18.5	21
21.	McDonald's	152	20.0	15
22.	TJX Companies, Inc.	152	17.8	16
23.	Home Depot	150	10.4	8
24.	Shoppers Drug Mart	148	7.6	5
25.	Centre for Skills Development	148	25.3	26
26.	Manpower	146	18.8	21
27.	The Home Depot Canada	146	17.0	15
28.	Dicom	141	3.5	2
29.	Global Employment	138	21.2	21
30.	Halton District School Board	137	19.5	5
31.

TOP HOURLY WAGES IN JOB POSTINGS

What are employers willing to pay to find the perfect candidate?

of Minimum Wage Jobs

709

	JOB TITLE	COMPANY	LOCATION	WAGE VALUE ▾
1.	Chief Operating Officer - Goods Production, Utilities, Transportation And Construction	Canadian MOTOR FREIGHT LTD	City of Brampton	95
2.	Speech-language Pathologist	Turning Point Children's Therapy	Milton	90
3.	Technical Lead (python, Angular) Aws, Docker, Kubernetes	Compest Solutions Inc.	City of Mississauga	90
4.	Development Manager - Python	Research Pandit	City of Mississauga	85
5.	Angular SQL Developer - Contract REMOTE	Direct IT Recruiting	City of Mississauga	85
6.	Speech-language Pathologist	Endless Abilities Inc.	City of Mississauga	85
7.	Lead Hand - Mississauga	Randstad Canada	City of Mississauga	85
8.	Psychotherapist (qualifying) Or Social Worker	Helping to Reconnect Counselling Services	City of Mississauga	80
9.	Registered Massage Therapist RMT	Hand & Stone - Burlington	Burlington	80
10.	Contract Courier / Delivery Driver	Pineapple express delivery	Burlington	80
11.	Job available for driver	Kijiji Jobs	City of Brampton	80
12.	Need a driver urgently	Kijiji Jobs	City of Brampton	80
				1 - 100 / 18176 < >

TOP SALARIES IN JOB POSTINGS

What are employers willing to pay to find the perfect candidate?

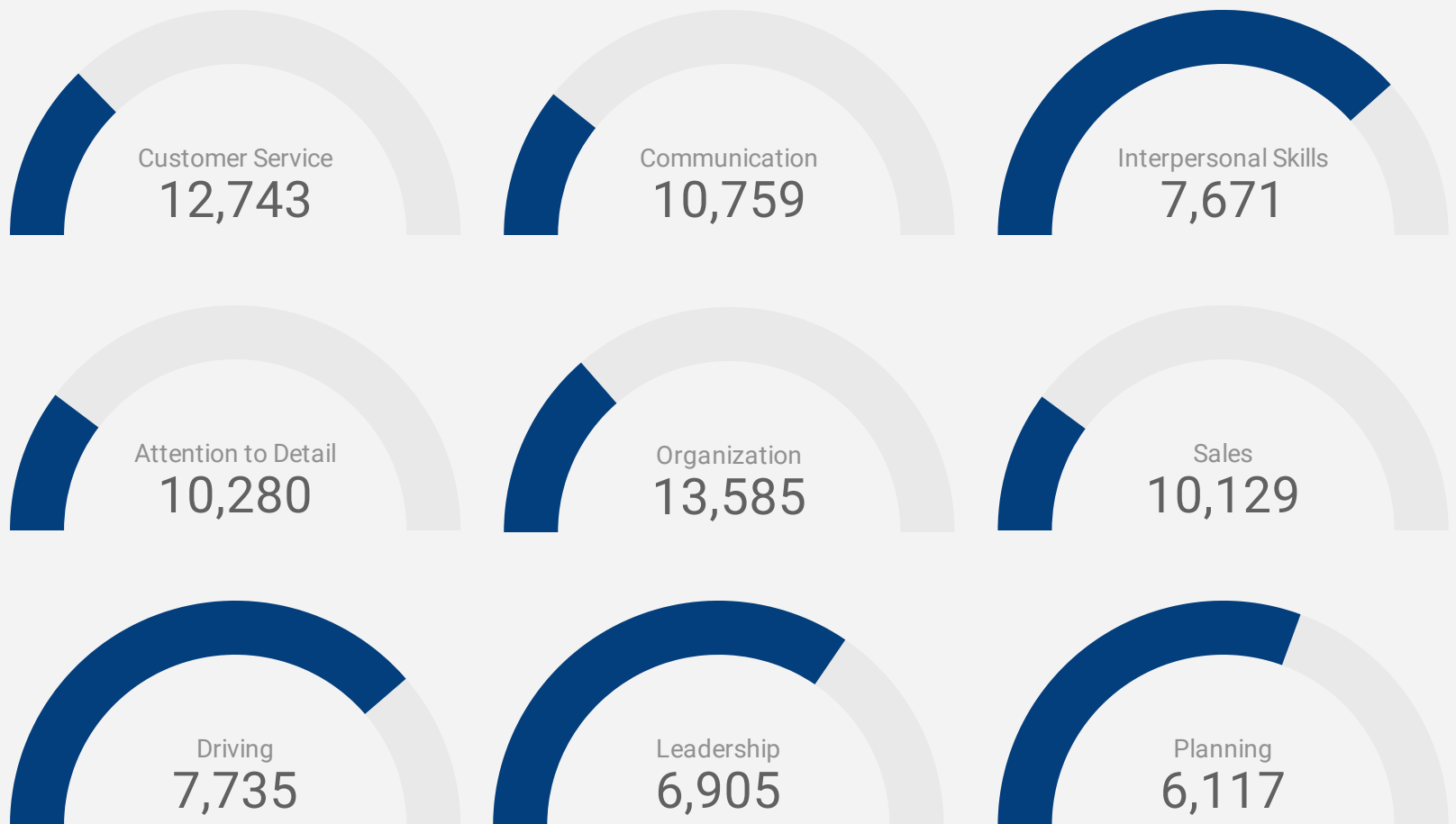
	JOB TITLE	COMPANY	LOCATION	WAGE VALUE ▾
1.	Realtor	One Percent Realty Ltd. Brokerage	City of Mississauga	350,000
2.	Real Estate Agent - Pre-Qualified Buyers & Seller Meetings Booked for You!	Zoocasa Realty Inc	Burlington	350,000
3.	Realtor	One Percent Realty Ltd. Brokerage	City of Brampton	350,000
4.	Urgent Az Owner Operator	Maple Global Freight Solutions Inc	City of Mississauga	340,162
5.	Full Time Dental Associate	Park Haven Dental	Oakville	311,476
6.	Long Haul Owner Operator	JIFFY EXPRESS INC.	City of Mississauga	300,000
7.	Primary Care Physician - Telemedicine	Jack Nathan Health	City of Brampton	300,000
8.	Pediatric Dentist	Dental Works 4 Kids and Align Orthodontics	City of Brampton	300,000
9.	Associate Dentist	Venus Dental Care	City of Brampton	294,046
				1 - 100 / 24321 < >

TOP IN-DEMAND SKILLS

How many times were these skills found in job postings?

ACTIVE JOB POSTINGS THIS MONTH

59,151

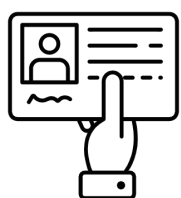


KEY JOB REQUIREMENTS

How often are these requirements desired in job postings?

ACTIVE JOB POSTINGS THIS MONTH

59,151



Driver's License
852



Bilingualism preferred or required
3,132



Regular Access to a Vehicle
805



Criminal Record Check
1,221

JOB POSTINGS BY 4-DIGIT NOC, SKILL LEVEL, FREQUENCY & DURATION

What jobs are hard-to-fill and/or in-demand?

	4-DIGIT NOC CODE	4-DIGIT NOC LABEL	OCCUPATION'S SKILL LEVEL	POSTING COUNT	AVG POSTING LENGTH IN DAYS	MEDIAN POSTING LENGTH IN DAYS
1.	7452	Material handlers	NOC Skill Level C	6,604	17	21.23
2.	6421	Retail salespersons	NOC Skill Level C	3,030	21	21.23
3.	6711	Food counter attendants, kitchen helpers and related support occupations	NOC Skill Level D	1,483	15	15.23
4.	7511	Transport truck drivers	NOC Skill Level C	1,451	21	15.23
5.	1221	Administrative officers	NOC Skill Level B	1,320	23	21.23
6.	6552	Other customer and information services representatives	NOC Skill Level C	1,258	21	21.23
7.	621	Retail and wholesale trade managers	NOC Skill Level A	843	20	21.23
8.	6322	Cooks	NOC Skill Level B	841	27	21.23
9.	1241	Administrative assistants	NOC Skill Level B	776	26	21.23
10.	7514	Delivery and courier service drivers	NOC Skill Level C	693	19	21.23
11.	4412	Home support workers, housekeepers and related occupations	NOC Skill Level C	622	23	21.23
12.	7321	Automotive service technicians, truck and bus mechanics and mechanical repairers	NOC Skill Level B	602	27	21.23
13.	1223	Human resources and recruitment officers	NOC Skill Level B	590	23	21.23
14.	6731	Light duty cleaners	NOC Skill Level D	460	22	21.23
15.	1521	Shippers and receivers	NOC Skill Level C	446	23	21.23
16.	3012	Registered nurses and registered psychiatric nurses	NOC Skill Level A	446	23	15.23
17.	1311	Accounting technicians and bookkeepers	NOC Skill Level B	435	30	21.23
18.	6733	Janitors, caretakers and building superintendents	NOC Skill Level D	422	20	21.23
19.	1414	Receptionists	NOC Skill Level C	413	19	21.23
20.	6611	Cashiers	NOC Skill Level D	406	18	20.23
21.	6231	Insurance agents and brokers	NOC Skill Level B	405	20	21.23
22.	1525	Dispatchers	NOC Skill Level C	361	19	15.23
23.	1122	Professional occupations in business management consulting	NOC Skill Level A	353	21	21.23
24.	6513	Food and beverage servers	NOC Skill Level C	325	20	21.23
25.	1431	Accounting and related clerks	NOC Skill Level C	324	21	21.23
26.	124	Advertising, marketing and public relations managers	NOC Skill Level A	298	26	21.23
27.	4216	Other instructors	NOC Skill Level B	291	22	21.23
28.	1111	Financial auditors and accountants	NOC Skill Level A	288	19	15.23
29.	1123	Professional occupations in advertising, marketing and public relations	NOC Skill Level A	271	22	21.23

JOB POSTINGS BY 3-DIGIT NOC, SKILL LEVEL, FREQUENCY & DURATION

What jobs are hard to fill and/or in-demand?

	3-DIGIT NOC CODE	3-DIGIT NOC LABEL	OCCUPATION'S SKILL LEVEL	POSTING COUNT ▾	AVG POSTING LENGTH IN DAYS	MEDIAN POSTING LENGTH IN DAYS
1.	745	Longshore workers and material handlers	NOC Skill Level C	6,608	17	21.23
2.	642	Retail salespersons	NOC Skill Level C	3,030	21	21.23
3.	122	Administrative and regulatory occupations	NOC Skill Level B	2,237	23	21.23
4.	751	Motor vehicle and transit drivers	NOC Skill Level C	2,202	20	15.23
5.	671	Food counter attendants, kitchen helpers and related support occupations	NOC Skill Level D	1,483	15	15.23
6.	655	Customer and information services representatives	NOC Skill Level C	1,271	21	21.23
7.	152	Supply chain logistics, tracking and scheduling co-ordination occupations	NOC Skill Level C	1,144	21	21.23
8.	673	Cleaners	NOC Skill Level D	1,034	21	21.23
9.	632	Chefs and cooks	NOC Skill Level B	1,002	27	21.23
10.	124	Office administrative assistants - general, legal and medical	NOC Skill Level B	924	25	21.23
11.	217	Computer and information systems professionals	NOC Skill Level A	876	25	19.23
12.	062	Retail and wholesale trade managers	NOC Skill Level A	843	20	21.23
13.	111	Auditors, accountants and investment professionals	NOC Skill Level A	820	21	20.23
14.	441	Home care providers and educational support occupations	NOC Skill Level C	753	25	21.23
15.	112	Human resources and business service professionals	NOC Skill Level A	735	22	21.23
16.	141	General office workers	NOC Skill Level C	682	19	21.23
17.	732	Automotive service technicians	NOC Skill Level B	645	26	21.23
18.	421	Paraprofessional occupations in legal, social, community and education services	NOC Skill Level B	605	22	21.23
19.	143	Financial, insurance and related administrative support workers	NOC Skill Level C	602	20	21.23
20.	131	Finance, insurance and related business administrative occupations	NOC Skill Level B	549	27	21.23
21.	651	Occupations in food and beverage service	NOC Skill Level C	542	21	21.23
22.	623	Insurance, real estate and financial sales occupations	NOC Skill Level B	485	20	21.23
23.	321	Medical technologists and technicians (except dental health)	NOC Skill Level B	480	23	21.23
24.	301	Professional occupations in nursing	NOC Skill Level A	447	23	15.23
25.	341	Assisting occupations in support of health services	NOC Skill Level C	429	19	21.23
26.	012	Senior managers - construction, transportation, production and utilities	NOC Skill Level A	425	24	21.23
27.	011	Senior managers - construction, transportation, production and utilities	NOC Skill Level A	407	23	21.23
28.	661	Cashiers	NOC Skill Level D	406	18	20.23

JOB POSTINGS BY 2-DIGIT NOC, SKILL LEVEL, FREQUENCY & DURATION

What jobs are hard to fill and/or in-demand?

	2-DIGIT NOC CODE	2-DIGIT NOC LABEL	OCCUPATION'S SKILL LEVEL	POSTING COUNT ▾	AVG POSTING LENGTH IN DAYS	MEDIAN POSTING LENGTH IN DAYS
1.	74	Other installers, repairers and servicers and material handlers	NOC Skill Level C	6,683	17	21.23
2.	12	Administrative and financial supervisors and administrative occupations	NOC Skill Level B	3,557	24	21.23
3.	64	Sales representatives and salespersons - wholesale and retail trade	NOC Skill Level C	3,034	21	21.23
4.	67	Service support and other service occupations, n.e.c.	NOC Skill Level D	2,547	17	20.23
5.	75	Transport and heavy equipment operation and related maintenance occupations	NOC Skill Level C	2,437	21	15.23
6.	65	Service representatives and other customer and personal services occupations	NOC Skill Level C	2,326	20	21.23
7.	63	Service supervisors and specialized service occupations	NOC Skill Level B	1,626	28	21.23
8.	11	Professional occupations in business and finance	NOC Skill Level A	1,555	21	21.23
9.	14	Office support occupations	NOC Skill Level C	1,440	20	21.23
10.	21	Professional occupations in natural and applied sciences	NOC Skill Level A	1,438	26	21.23
11.	72	Industrial, electrical and construction trades	NOC Skill Level B	1,306	27	21.23
12.	06	Middle management occupations in retail and wholesale trade and customer services	NOC Skill Level A	1,298	22	21.23
13.	15	Distribution, tracking and scheduling co-ordination occupations	NOC Skill Level C	1,251	21	21.23
14.	01	Senior managers - construction, transportation, production and utilities	NOC Skill Level A	988	26	21.23
15.	62	Retail sales supervisors and specialized sales occupations	NOC Skill Level B	926	21	21.23
16.	73	Maintenance and equipment operation trades	NOC Skill Level B	912	26	21.23
17.	22	Technical occupations related to natural and applied sciences	NOC Skill Level B	792	24	21.23
18.	44	Care providers and educational, legal and public protection support occupations	NOC Skill Level C	758	25	21.23
19.	32	Technical occupations in health	NOC Skill Level B	719	23	21.23
20.	66	Sales support occupations	NOC Skill Level D	687	18	20.64
21.	42	Paraprofessional occupations in legal, social, community and education services	NOC Skill Level B	605	22	21.23
22.	13	Finance, insurance and related business administrative occupations	NOC Skill Level B	549	27	21.23
23.	41	Professional occupations in law and social, community and government services	NOC Skill Level A	472	23	21.23
24.	30	Professional occupations in nursing	NOC Skill Level A	447	23	15.23
25.	34	Assisting occupations in support of health services	NOC Skill Level C	429	19	21.23
26.	07	Managers in customer and personal services, n.e.c.	NOC Skill Level A	394	24	21.23
27.	31	Professional occupations in health (except nursing)	NOC Skill Level A	358	20	21.23

MULTILINGUAL JOB POSTINGS BY THE NUMBERS

ACTIVE POSTINGS
4,111

NEW POSTINGS
2,300

COMPANIES
1,310

JOB LANGUAGES
12

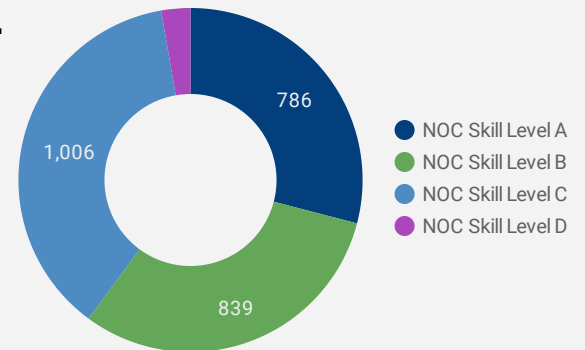
OF DAYS POSTED

AVERAGE
21.4

MEDIAN
21

MULTILINGUAL JOB POSTINGS BY SKILL LEVEL

What language skills are employers looking for by occupational skill level?



786 Skill Level A - Management/ Professional Occupations usually requiring University

839 Skill Level B - Usually college education or apprenticeship training

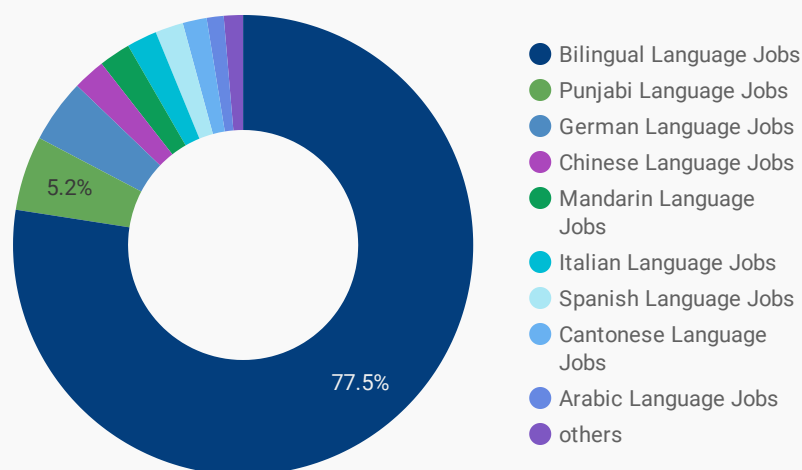
1,006 Skill Level C - Usually secondary education or occupation-specific training

74 Skill Level D - Usually on-the-job training

LANGUAGES	NOC Skill Level A	NOC Skill Level B	NOC Skill Level C	NOC Skill Level D
Bilingual Language Jobs	638	553	756	28
Punjabi Language Jobs	12	64	65	16
German Language Jobs	55	39	36	9
Italian Language Jobs	4	55	22	3
Chinese Language Jobs	22	24	16	12
Mandarin Language Jobs	18	24	29	
Cantonese Language Jobs	11	27	26	1

LANGUAGE SKILLS BREAKDOWN

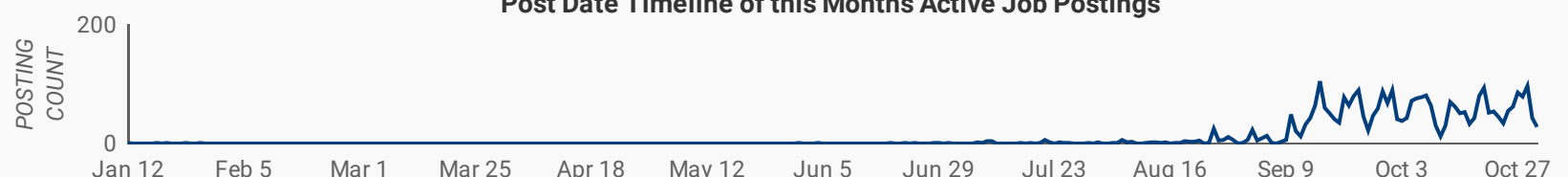
Which kinds of language skills do employers seek?



LANGUAGES	POSTING COUNT
1. Bilingual Language Jobs	3,132
2. German Language Jobs	227
3. Punjabi Language Jobs	195
4. Italian Language Jobs	101
5. Chinese Language Jobs	99
6. Mandarin Language Jobs	93
7. Spanish Language Jobs	82

1 - 12 / 12 < >

Post Date Timeline of this Month's Active Job Postings



LANGUAGE SKILLS BEING RECRUITED BY SKILL TYPE

What language skills are sought by 1-Digit NOC?

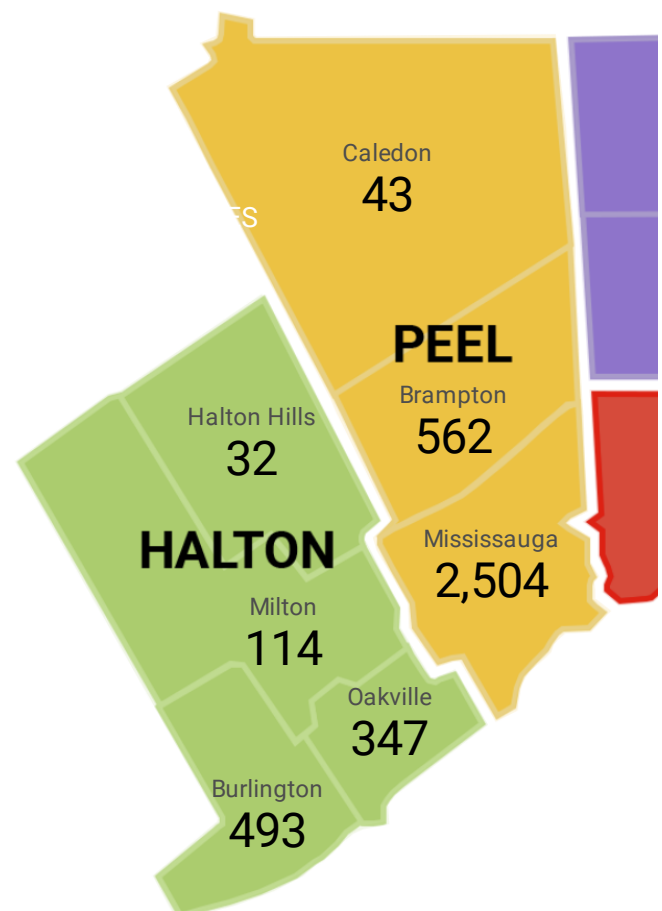
SKILL TYPE NAME	French La...	Punjabi L...	German ...	Italian La...	Chinese ...	Mandarin...	Grand total
Business, finance and administration occu...	605	60	32	5	21	28	808
Health occupations	86	17		1	4	1	118
Management occupations	294	8	9	4	16	10	355
Natural and applied sciences and related o...	97		60	3		3	172
Natural resources, agriculture and related ...	3						3
Occupations in art, culture, recreation and ...	17	1	1				22
Occupations in education, law and social, ...	143	11	2	2	5	8	185
Occupations in manufacturing and utilities	3	1		1			9
Sales and service occupations	600	47	26	59	23	17	853
Trades, transport and equipment operator...	127	12	9	9	5	4	180
Grand total	1,975	157	139	84	74	71	2,705

MULTILINGUAL JOB POSTINGS BY MUNICIPALITY

What language skills are sought by 4-Digit NOC?

	MUNICIPALITY	JOB LANGUAGES ▼	AVG POSTING LENGTH IN DAYS	MEDIAN POSTING LENGTH IN DAYS
1.	City of Mississauga	2,504	21.8	21.23
2.	City of Brampton	562	21.1	21.23
3.	Burlington	493	21.5	21.23
4.	Oakville	347	21.2	21.23
5.	Milton	114	19.6	20.23
6.	Town of Caledon	43	15.7	15.23
7.	Halton Hills	32	14.9	15.23

	REGION	JOB LANGUAGES ▼	AVG POSTING LENGTH IN DAYS	MEDIAN POSTING LENGTH IN DAYS
1.	Peel Region	3,109	21.2	21.23
2.	Halton Region	986	20.5	21.23



LANGUAGE DEMAND BY JOB

What language skills are sought by 4-Digit NOC?

4 DIGIT NOC NAME	POSTINGS
1. Other customer and information service...	302
2. Retail salespersons	238
3. Administrative officers	131
4. Retail and wholesale trade managers	104
5. Human resources and recruitment officers	80
6. School principals and administrators of ...	78
7. Material handlers	76
8. Insurance agents and brokers	65
9. Professional occupations in advertising, ...	62
10. Administrative assistants	56
11. Cooks	48
12. Accounting and related clerks	42
13. Advertising, marketing and public relatio...	42
14. Financial auditors and accountants	42
15. Other instructors	38
16. Professional occupations in business m...	35
17. Food counter attendants, kitchen helpers...	35
18. Chefs	34
19. Social and community service workers	33
20. User support technicians	33
21. Delivery and courier service drivers	32
22. Accounting technicians and bookkeepers	28
23. Food and beverage servers	28
24. Nurse aides, orderlies and patient servic...	26
25. Medical administrative assistants	25
26. Financial and investment analysts	25
27. Other financial officers	25
28. General office support workers	24
29. Other medical technologists and technic...	23
30. Receptionists	23
31. Business development officers and mark...	23

1 - 100 / 198 < >

MULTILINGUAL HIRING EMPLOYERS

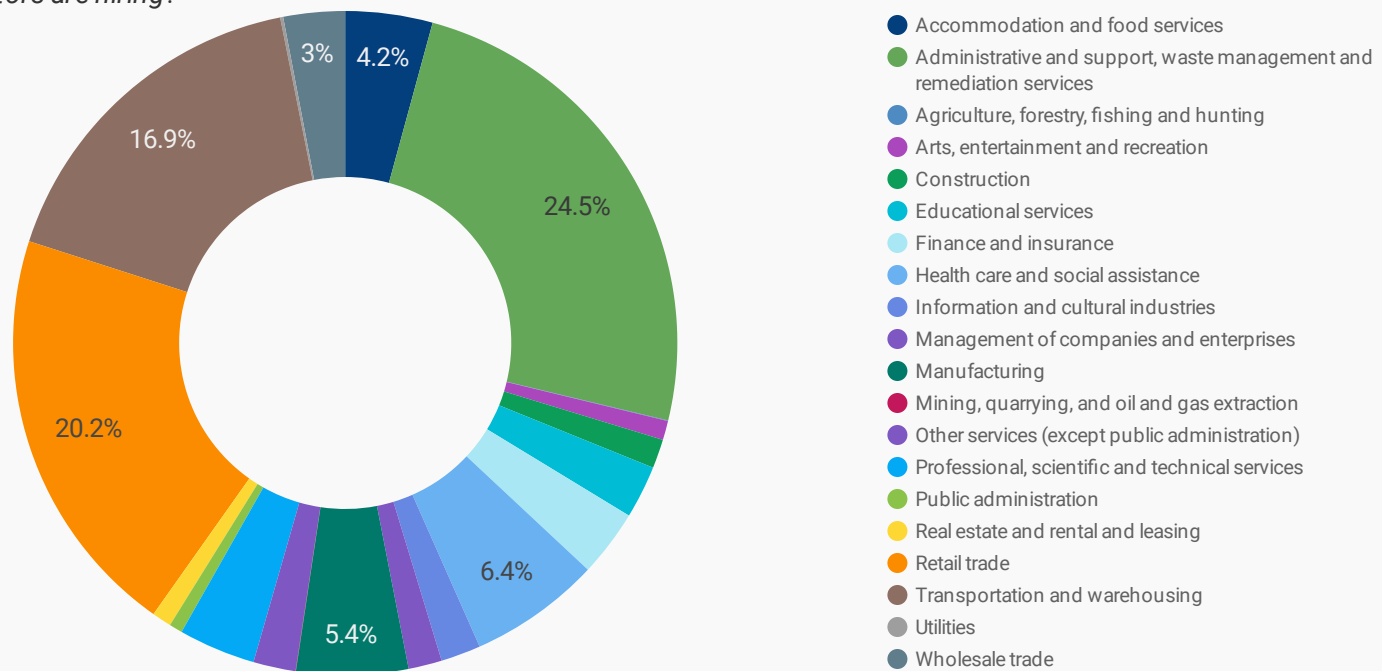
Which employers are seeking multilingual candidates?

COMPANY	POSTINGS
1. Bell	294
2. Trillium Health Partners	180
3. Evertz Microsystems	94
4. Randstad Canada	72
5. FEDEX	61
6. Intuit	60
7. Bell Canada	58
8. Evertz Microsystems Limited	56
9. FedEx Express Canada	45
10. Kijiji Jobs	44
11. Farm Boy	43
12. Farm Boy Inc.	37
13. Peel District School Board	34
14. BELL MOBILITY/BELL MOBILIT	31
15. Chartwell Retirement Residences	27
16. FedEx Express	25
17. McKesson	24
18. BELL MOBILITY/BELL MOBILITÁ%	23
19. BELL BUSINESS MARKETS	22
20. Royal Bank of Canada	22
21. Wolseley	19
22. RBC	19
23. Innomar Strategies Inc.	18
24. ERINOAKKIDS CENTRE FOR TREATMENT AND DEVELOPMENT	18
25. Btrust Supermarket	18
26. McKesson Canada	17
27. La Source	16
28. Halton District School Board	16
29. RTRIST INTERNATIONAL	16

1 - 50 / 1314 < >

TOP HIRING SECTORS BY 2-DIGIT NAICS CODE

What sectors are hiring?



	NAICS CODE	2-DIGIT NAICS LABEL	POSTING COUNT	AVG POSTING LENGTH IN DAYS	MEDIAN POSTING LENGTH IN DAYS
1.	56	Administrative and support, waste management and remediation services	5,175	27.0	21
2.	44-45	Retail trade	3,684	17.5	16
3.	48-49	Transportation and warehousing	2,925	8.7	3
4.	62	Health care and social assistance	1,194	23.4	21
5.	31-33	Manufacturing	1,032	21.8	21
6.	72	Accommodation and food services	847	25.4	21
7.	54	Professional, scientific and technical services	740	21.6	21
8.	52	Finance and insurance	588	18.4	19
9.	41	Wholesale trade	557	21.2	21
10.	61	Educational services	467	15.4	5
11.	51	Information and cultural industries	424	24.1	17
12.	81	Other services (except public administration)	421	23.9	21
13.	55	Management of companies and enterprises	312	26.3	21
14.	23	Construction	264	25.8	21
15.	53	Real estate and rental and leasing	185	28.7	21
16.	71	Arts, entertainment and recreation	171	22.0	21
17.	91	Public administration	119	20.4	21
18.	22	Utilities	40	25.2	21
19.	21	Mining, quarrying, and oil and gas extraction	14	55.1	59
20.	11	Agriculture, forestry, fishing and hunting	7	74.4	33

NOTE: NAICS code 56 includes Employment Agencies. Manufacturing includes codes 31-33, Retail Trade includes codes 44-45 and Transportation and Warehousing includes codes 48-49.

TOP HIRING SECTORS BY 3-DIGIT NAICS CODE

What sectors are hiring?

	NAICS CODE	3-DIGIT NAICS LABEL	POSTING COUNT ▾	AVERAGE POSTING LENGTH IN DAYS	MEDIAN POSTING LENGTH IN DAYS
1.	561	Administrative and support services	5,113	27.0	21.23
2.	493	Warehousing and storage	2,306	5.5	2.23
3.	621	Ambulatory health care services	848	25.1	21.23
4.	722	Food services and drinking places	811	25.6	21.23
5.	541	Professional, scientific and technical services	740	21.6	21.23
6.	445	Food and beverage stores	691	19.6	21.23
7.	448	Clothing and clothing accessories stores	542	23.0	21.23
8.	452	General merchandise stores	523	8.7	5.23
9.	522	Credit intermediation and related activities	480	17.5	16.23
10.	611	Educational services	467	15.4	5.23
11.	443	Electronics and appliance stores	446	22.1	21.23
12.	453	Miscellaneous store retailers	355	18.5	20.23
13.	517	Telecommunications	347	22.2	17.23
14.	442	Furniture and home furnishings stores	329	18.9	21.23
15.	551	Management of companies and enterprises	312	26.3	21.23
16.	444	Building material and garden equipment and supplies dealers	297	13.8	15.23
17.	446	Health and personal care stores	284	12.7	15.23
18.	484	Truck transportation	279	24.5	21.23
19.	813	Religious, grant-making, civic, and professional and similar organizations	168	20.8	21.23
20.	441	Motor vehicle and parts dealers	166	21.2	21.23
21.	713	Amusement, gambling and recreation industries	165	22.1	21.23
22.	238	Specialty trade contractors	163	24.0	21.23
23.	623	Nursing and residential care facilities	162	20.3	21.23
24.	811	Repair and maintenance	155	31.8	21.23
25.	417	Machinery, equipment and supplies merchant wholesalers	149	24.5	21.23
26.	488	Support activities for transportation	144	29.3	21.23
27.	332	Fabricated metal product manufacturing	143	25.8	21.23
28.	325	Chemical manufacturing	135	20.1	21.23
29.	311	Food manufacturing	134	19.0	21.23
30.	624	Social assistance	119	19.3	21.23
31.	522	Rental and leasing services	115	22.7	21.23

TOP HIRING SECTORS BY 4-DIGIT NAICS CODE

What sectors are hiring?

	NAICS CODE	4-DIGIT NAICS LABEL	POSTING COUNT ▾	AVERAGE POSTING LENGTH IN DAYS	MEDIAN POSTING DAYS IN LENGTH
1.	5613	Employment services	4,946	27.4	21.23
2.	4931	Warehousing and storage	2,306	5.5	2.23
3.	7225	Full-service restaurants and limited-service eating places	780	25.7	21.23
4.	4451	Grocery stores	579	19.4	21.23
5.	4521	Department stores	487	8.2	4.23
6.	4481	Clothing stores	486	22.1	21.23
7.	5221	Depository credit intermediation	452	17.5	16.23
8.	4431	Electronics and appliance stores	446	22.1	21.23
9.	6211	Offices of physicians	437	31.0	21.23
10.	5179	Other telecommunications	330	22.2	17.23
11.	6117	Educational support services	318	12.3	3.23
12.	5511	Management of companies and enterprises	312	26.3	21.23
13.	4441	Building material and supplies dealers	288	13.6	15.23
14.	4461	Health and personal care stores	284	12.7	15.23
15.	4841	General freight trucking	259	24.9	21.23
16.	4422	Home furnishings stores	226	18.5	21.23
17.	5413	Architectural, engineering and related services	223	23.7	21.23
18.	4532	Office supplies, stationery and gift stores	176	16.4	15.23
19.	7139	Other amusement and recreation industries	165	22.1	21.23
20.	4411	Automobile dealers	147	20.2	21.23
21.	4539	Other miscellaneous store retailers	145	20.4	21.23
22.	5417	Scientific research and development services	139	16.7	16.23
23.	5416	Management, scientific and technical consulting services	135	25.5	21.23
24.	6213	Offices of other health practitioners	127	20.4	21.23
25.	6212	Offices of dentists	117	19.0	21.23
26.	8111	Automotive repair and maintenance	115	30.1	21.23
27.	6233	Community care facilities for the elderly	112	20.6	21.23
28.	8134	Civic and social organizations	112	19.8	21.23
29.	9139	Other local, municipal and regional public administration	105	19.7	21.23
30.	4911	Postal service	104	14.3	10.92
31.	4421	Furniture stores	103	19.7	21.23

TOP HIRING SECTORS BY 5-DIGIT NAICS CODE

What sectors are hiring?

	NAICS CODE	5-DIGIT NAICS LABEL	POSTING COUNT ▾	AVERAGE POSTING LENGTH IN DAYS	MEDIAN POSTING LENGTH IN DAYS
1.	56131	Employment placement agencies and executive search services	4,748	27.9	21.23
2.	49311	General warehousing and storage	1,924	4.3	2.23
3.	72251	Full-service restaurants and limited-service eating places	780	25.7	21.23
4.	44511	Supermarkets and other grocery (except convenience) stores	569	19.5	21.23
5.	45211	Department stores	487	8.2	4.23
6.	52211	Banking	450	17.5	16.23
7.	44314	Electronics and appliance stores	446	22.1	21.23
8.	62111	Offices of physicians	437	31.0	21.23
9.	49319	Other warehousing and storage	377	11.1	7.23
10.	51791	Other telecommunications	330	22.2	17.23
11.	61171	Educational support services	318	12.3	3.23
12.	55111	Management of companies and enterprises	312	26.3	21.23
13.	44229	Other home furnishings stores	208	17.8	21.23
14.	54133	Engineering services	200	24.2	21.23
15.	56132	Temporary help services	198	17.7	19.23
16.	44619	Other health and personal care stores	176	9.2	6.23
17.	45321	Office supplies and stationery stores	174	16.3	15.23
18.	44814	Family clothing stores	154	25.2	21.23
19.	44411	Home centres	151	10.5	8.23
20.	71394	Fitness and recreational sports centres	149	22.1	21.23
21.	44819	Other clothing stores	146	21.7	21.23
22.	44111	New car dealers	134	20.2	21.23
23.	48412	General freight trucking, long distance	133	24.5	21.23
24.	54171	Research and development in the physical, engineering and life sciences	131	17.3	16.23
25.	48411	General freight trucking, local	126	25.2	21.23
26.	45399	All other miscellaneous store retailers	118	20.3	21.23
27.	62121	Offices of dentists	117	19.0	21.23
28.	62331	Community care facilities for the elderly	112	20.6	21.23
29.	81341	Civic and social organizations	112	19.8	21.23
30.	44413	Hardware stores	106	16.3	16.23
31.	81201	Other local, municipal and regional public administration	105	10.7	21.23

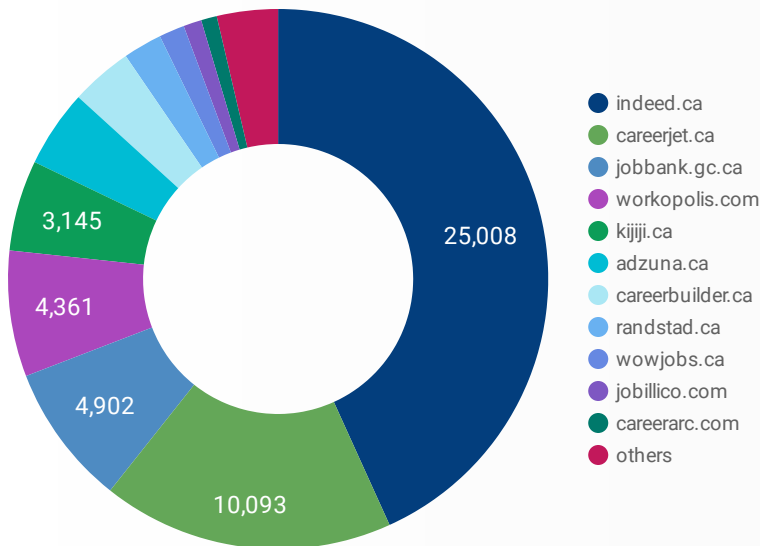
TOP HIRING SECTORS BY 6-DIGIT NAICS CODE

What sectors are hiring?

	NAICS CODE	6-DIGIT NAICS LABEL	POSTING COUNT ▾	AVG POSTING LENGTH IN DAYS	MEDIAN POSTING LENGTH IN DAYS
1.	561310	Employment placement agencies and executive search services	4,748	27.9	21.23
2.	493110	General warehousing and storage	1,924	4.3	2.23
3.	445110	Supermarkets and other grocery (except convenience) stores	569	19.5	21.23
4.	452110	Department stores	487	8.2	4.23
5.	722511	Full-service restaurants	448	28.5	21.23
6.	621110	Offices of physicians	437	31.0	21.23
7.	443143	Appliance, television and other electronics stores	407	23.2	21.23
8.	493190	Other warehousing and storage	377	11.1	7.23
9.	722512	Limited-service eating places	332	22.3	21.23
10.	517919	All other telecommunications	330	22.2	17.23
11.	611710	Educational support services	318	12.3	3.23
12.	551114	Head offices	311	26.3	21.23
13.	522112	Corporate and institutional banking industry	232	16.9	15.23
14.	522111	Personal and commercial banking industry	218	18.0	18.13
15.	442298	All other home furnishings stores	207	17.8	21.23
16.	541330	Engineering services	200	24.2	21.23
17.	561320	Temporary help services	198	17.7	19.23
18.	453210	Office supplies and stationery stores	174	16.3	15.23
19.	446199	All other health and personal care stores	172	9.0	6.23
20.	448140	Family clothing stores	154	25.2	21.23
21.	444110	Home centres	151	10.5	8.23
22.	713940	Fitness and recreational sports centres	149	22.1	21.23
23.	448199	All other clothing stores	146	21.7	21.23
24.	441110	New car dealers	134	20.2	21.23
25.	541710	Research and development in the physical, engineering and life sciences	131	17.3	16.23
26.	484110	General freight trucking, local	126	25.2	21.23
27.	621210	Offices of dentists	117	19.0	21.23
28.	453999	All other miscellaneous store retailers (except beer and wine-making supplies stores)	116	20.3	21.23
29.	623310	Community care facilities for the elderly	112	20.6	21.23
30.	813410	Civic and social organizations	112	19.8	21.23
31.	444130	Hardware stores	106	16.3	16.23

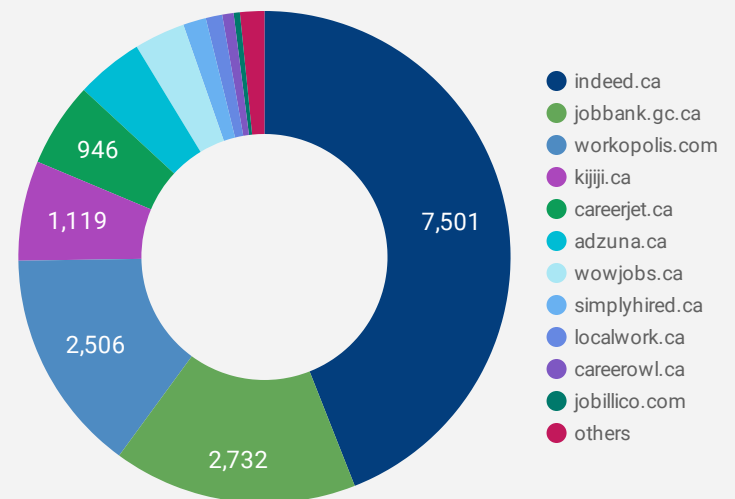
JOB POSTINGS BY JOB BOARD

What share of unique job postings appear on each job board?



COMPANIES BY JOB BOARD

What share of unique job postings appear on each job board?



JOB POSTING DETAILS BY JOB BOARD

How does job posting activity differ by job board?

	JOB BOARD	POSTING COUNT	AVG POSTING LENGTH IN DAYS	MEDIAN POSTING LENGTH IN DAYS	# OF COMPANIES
1.	indeed.ca	25,008	21	21.23	7,501
2.	careerjet.ca	10,093	22	14.23	946
3.	jobbank.gc.ca	4,902	41	30.23	2,732
4.	workopolis.com	4,361	15	15.23	2,506
5.	kijiji.ca	3,145	15	15.23	1,119
6.	adzuna.ca	2,679	15	15.23	755
7.	careerbuilder.ca	2,143	6	2.23	56
8.	randstad.ca	1,347	52	47.28	1
9.	wowjobs.ca	883	16	16.23	570
10.	jobillico.com	628	19	11.23	70
11.	careerarc.com	546	31	21.23	39
12.	localwork.ca	535	17	14.23	185
13.	network.applytoeducation.com	349	10	3.23	9
14.	simplyhired.ca	330	15	15.23	257
15.	careerowl.ca	203	88	91.73	127
16.	centreforskills.ca	147	25	26.23	1
17.	retail.ca	97	48	18.23	20
18.	en.agilus.ca	83	31	23.23	1