

JOB DEMAND REPORT

SEPTEMBER 2021

HIGHLIGHTS

JOB POSTINGS BY THE NUMBERS

TOTAL POSTINGS	NEW THIS MONTH	COMPANIES	JOB BOARDS
57,652	34,677	13,689	34

OF DAYS POSTED

AVERAGE	MEDIAN
20.8	21

REPORT BUILDER

The default filter selection below will show all job demand data for the month. You can use the filters to create a customized report for the purpose of understanding a subset of the data.

OCCUPATION FILTERS

SKILL TYPE NAME / 1-DIGIT NOC	▼
MAJOR GROUP / 2-DIGIT NOC	▼
MINOR GROUP / 3-DIGIT NOC	▼
UNIT GROUP / 4-DIGIT NOC	▼
SKILL LEVEL	▼
JOB TYPE	▼
JOB DURATION	▼
ADDITIONAL LANGUAGE	▼
SPECIFIC JOB TAGS	▼

INDUSTRY/SECTOR FILTERS

HIRING SECTOR BY 2-DIGIT NAICS CODE	▼
HIRING SECTOR BY 3-DIGIT NAICS CODE	▼
HIRING SECTOR BY 4-DIGIT NAICS CODE	▼
HIRING SECTOR BY 5-DIGIT NAICS CODE	▼
HIRING SECTOR BY 6-DIGIT NAICS CODE	▼

OTHER FILTERS

MUNICIPALITY	▼
REGION	▼
JOB BOARD	▼

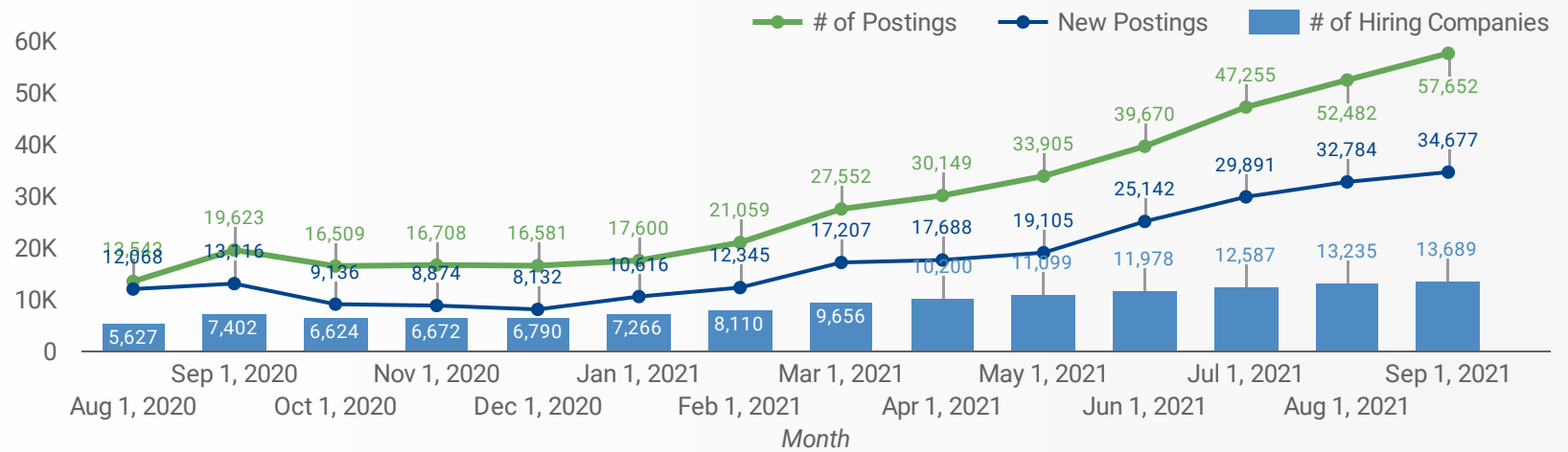
NOC = National Occupation Classification | NAICS = North American Industry Classification System

Source:

Job posting data collected by the Peel Halton Workforce Development Group from job boards and employer websites that recruit candidates in Peel and Halton Regions.

JOB POSTINGS BY MONTH FOR PEEL & HALTON REGIONS

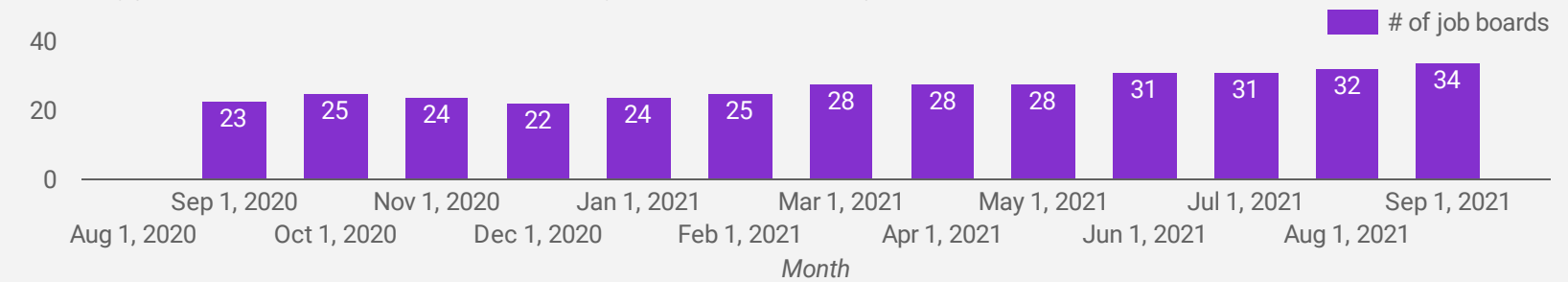
How many job postings were active for at least 1 day this month?



NOTE: This graph cannot be filtered using the controls on the cover page

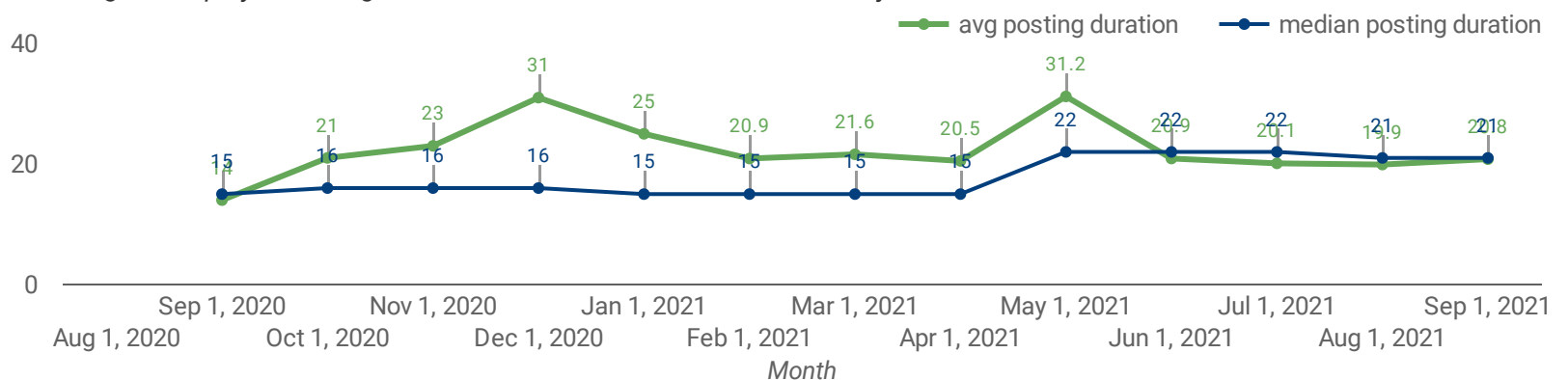
NUMBER OF ACTIVE JOB BOARDS

How many job postings were active for at least 1 day this month on these job boards?



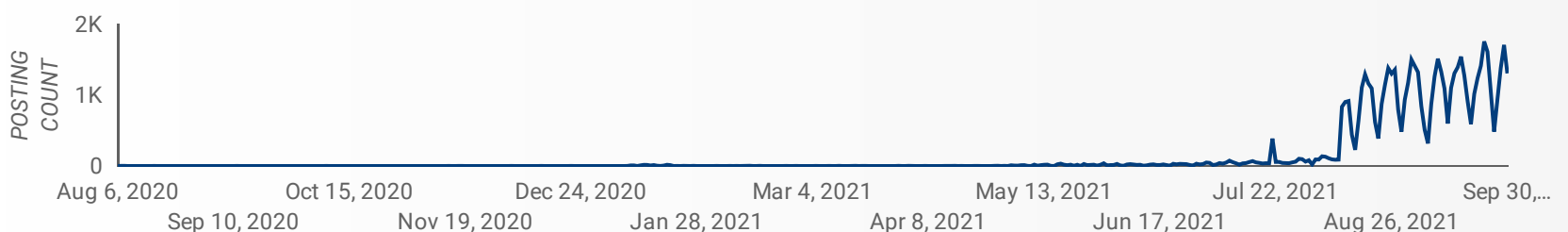
AVG & MEDIAN POSTING LENGTH BY DAYS

How long are employers having to recruit for to find candidates to fill their job vacancies?



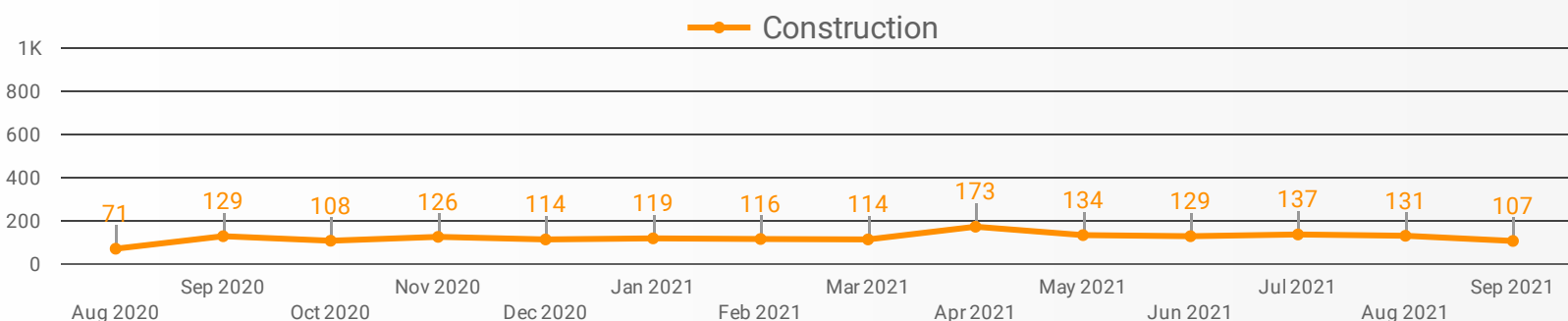
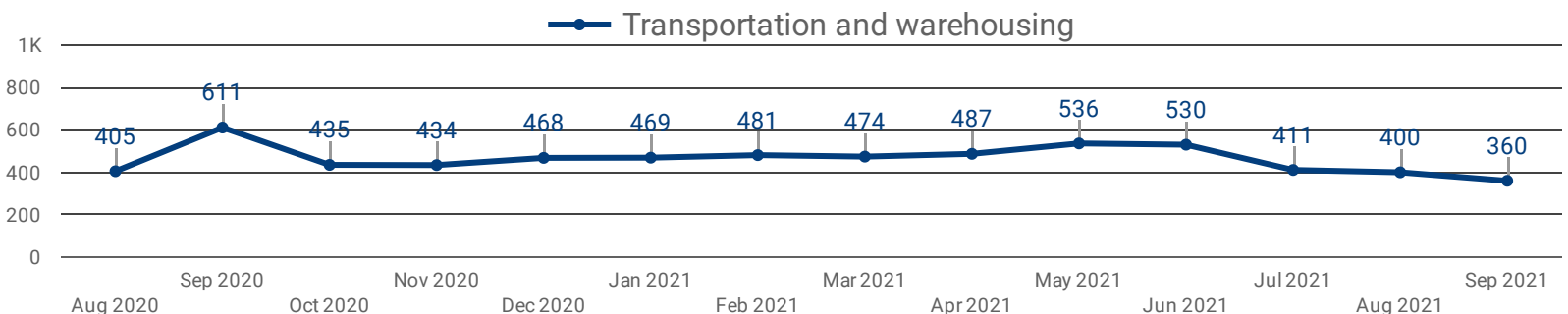
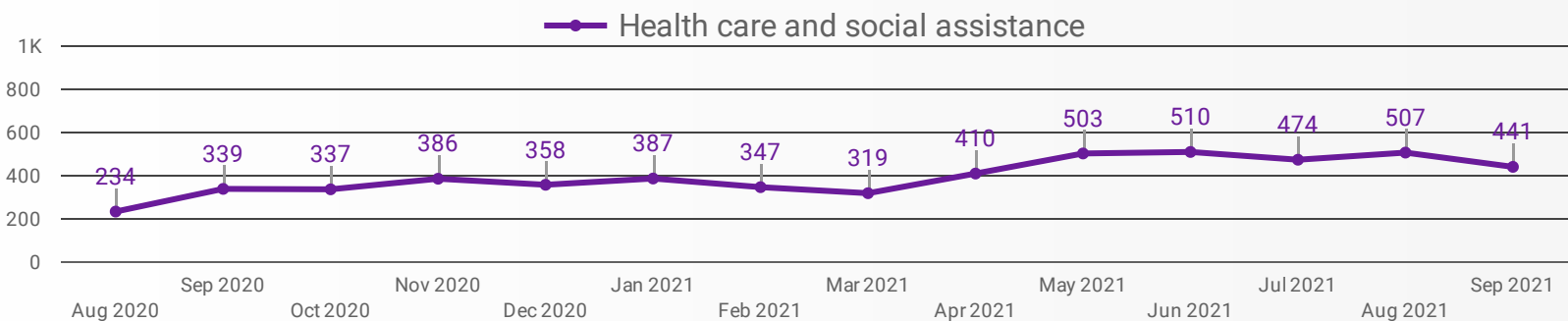
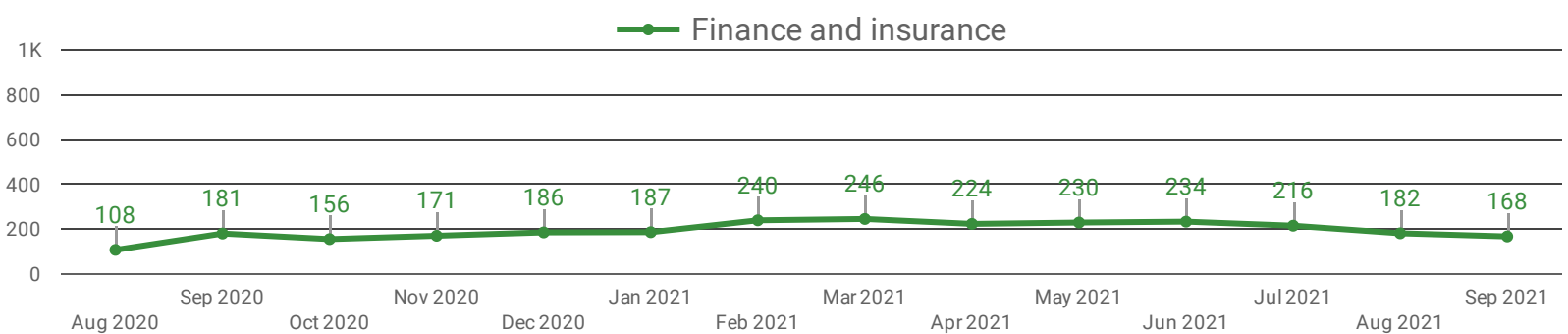
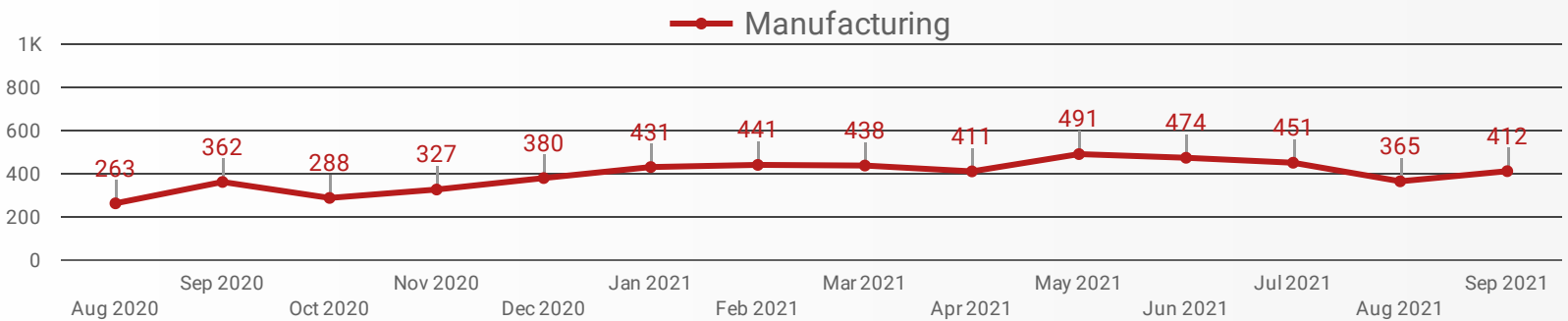
POST DATE TIMELINE FOR THIS MONTH'S ACTIVE JOB POSTINGS

How many job postings were active for at least 1 day this month?



DEMAND BY KEY SECTOR (PEEL & HALTON REGIONS)

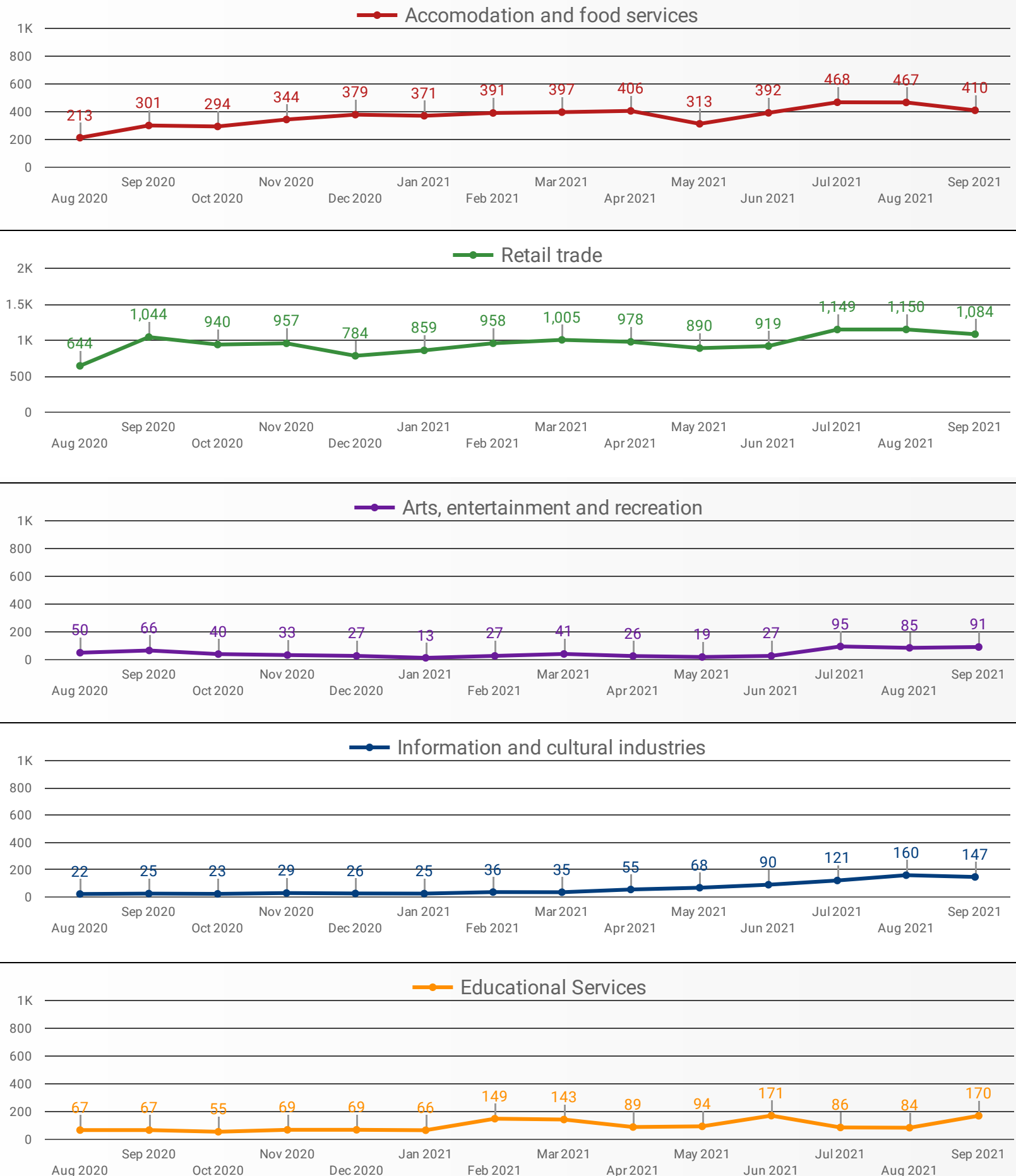
How many job postings were active for at least 1 day this month by sector?



NOTE: This graph cannot be filtered using the controls on the cover page

DEMAND BY IMPACTED SECTOR (PEEL & HALTON REGIONS)

How many job postings were active for at least 1 day this month by sector?



NOTE: This graph cannot be filtered using the controls on the cover page

JOB POSTINGS BY REGION

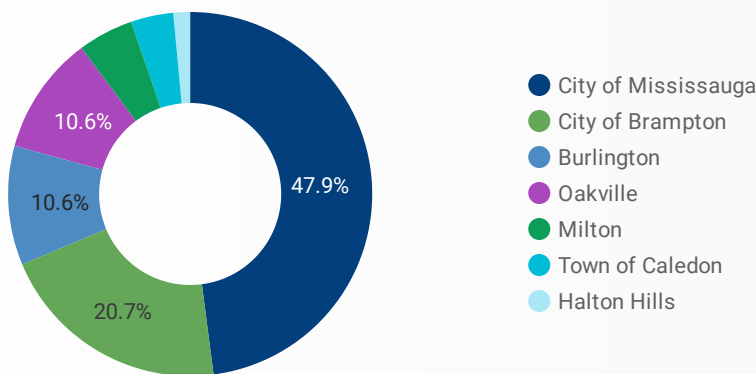
Where are job opportunities being offered?

	REGION	POSTING COUNT	AVG POSTING LENGTH IN DAYS	MEDIAN POSTING LENGTH IN DAYS
1.	Peel Region	41,699	20.8	21.23
2.	Halton Region	15,861	20.7	21.23

JOB POSTINGS BY MUNICIPALITY

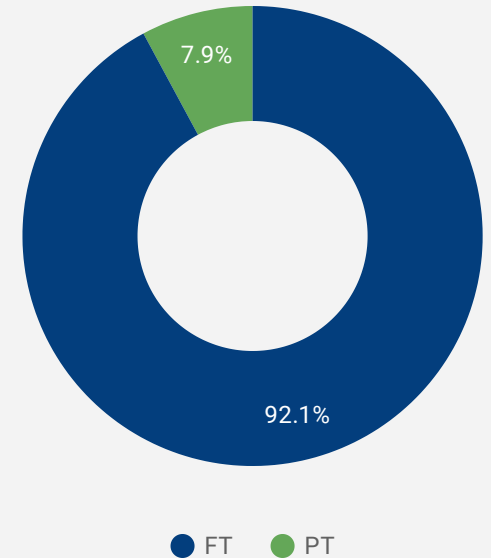
Where are job opportunities being offered?

	MUNICIPALITY	POSTING COUNT	AVG POSTING LENGTH IN DAYS	MEDIAN POSTING LENGTH IN DAYS
1.	City of Mississauga	27,598	20.9	21.23
2.	City of Brampton	11,931	20.6	21.23
3.	Burlington	6,096	20.7	21.23
4.	Oakville	6,073	21.5	21.23
5.	Milton	2,836	19.7	20.23
6.	Town of Caledon	2,170	20.9	16.23
7.	Halton Hills	856	19.0	16.23



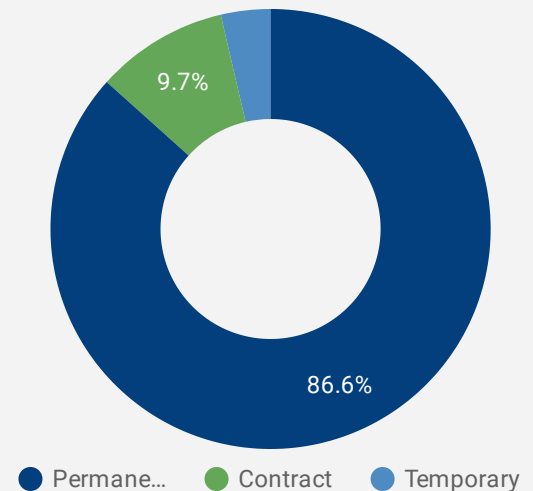
JOB TYPE

Full-time vs Part-time



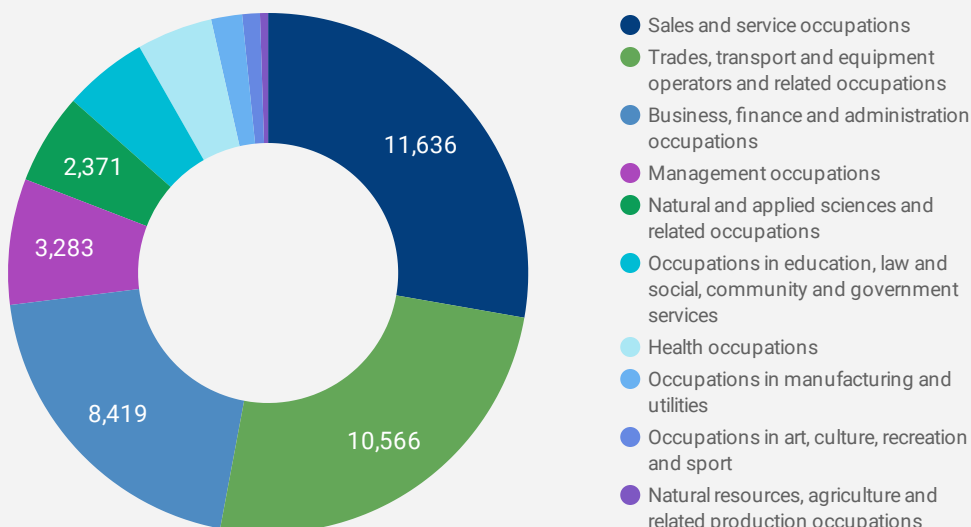
JOB DURATION

Permanency of jobs posted



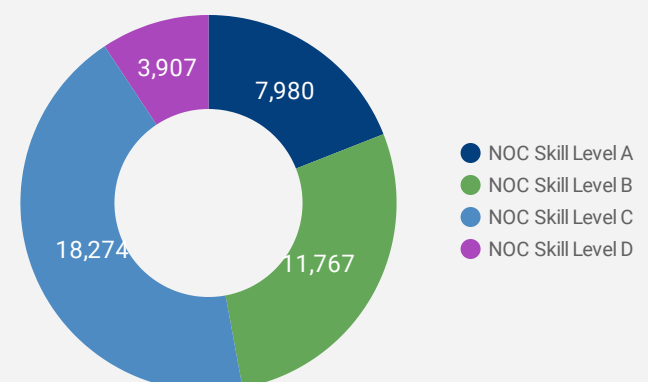
JOB POSTINGS BY SKILL TYPE

What skill type is being recruited?



JOB POSTS BY SKILL LEVEL

What education do occupations typically require?



Skill Level A = Usually University education | Skill Level B = Usually College education or Apprenticeship training | Skill Level C = Usually Secondary education or occupation-specific training | Skill Level D = Usually on-the-job training

TOP HIRING COMPANIES & AGENCIES

What companies are hiring?

	COMPANY	POSTINGS ▾	AVERAGE POSTING DURATION IN DAYS	MEDIAN POSTING DURATION IN DAYS
1.	Randstad Canada	2,639	32.9	21
2.	Peel District School Board	430	6.8	4
3.	Halton Healthcare	379	37.0	24
4.	Breakaway Staff	345	9.6	9
5.	Equest	308	15.3	15
6.	AMAZON	307	8.3	3
7.	Walmart Canada	303	23.0	21
8.	Walmart	294	4.4	3
9.	Bell	287	18.7	16
10.	Amazon Fulfillment	268	2.8	2
11.	AppleOne	257	19.4	21
12.	ABL Employment	224	18.1	21
13.	Procom	210	12.7	11
14.	Breakaway Staffing	202	21.2	21
15.	Adecco	192	19.1	21
16.	Trillium Health Partners	189	19.7	21
17.	Loblaw	181	8.3	6
18.	Manpower	177	19.5	21
19.	ROGERS COMMUNICATIONS	176	23.5	21
20.	Halton District School Board	164	9.9	5
21.	Loblaw Companies Limited	155	20.4	21
22.	Rogers Communications Canada Inc.	151	15.3	15
23.	McDonald's	140	18.4	15
24.	Global Employment	140	21.1	21
25.	Compass Group	135	19.5	21
26.	University of Toronto	135	20.3	21
27.	Aerotek	135	21.1	21
28.	TJX Companies, Inc.	132	15.8	15
29.	Scotiabank	129	18.6	19
30.	Robert Half	128	21.6	21
31.	Unique Workforce Solutions	126	21.1	21

TOP HOURLY WAGES IN JOB POSTINGS

What are employers willing to pay to find the perfect candidate?

of Minimum Wage Jobs
889

	JOB TITLE	COMPANY	LOCATION	WAGE VALUE ▾
1.	Chief Operating Officer - Goods Production, Utilities, Transportation And Construction	Canadian MOTOR FREIGHT LTD	City of Brampton	95 <div></div>
2.	Speech-language Pathologist	Endless Abilities Inc.	City of Mississauga	85 <div></div>
3.	Speech Language Pathologist	The Speech Associates	City of Mississauga	85 <div></div>
4.	Angular SQL Developer - Contract REMOTE	Direct IT Recruiting	City of Mississauga	85 <div></div>
5.	Assemblers - Day And Afternoon Shifts	Nova Staffing Inc.	City of Mississauga	80.4 <div></div>
6.	Need a driver urgently	Kijiji Jobs	City of Brampton	80 <div></div>
7.	Lumpers	Nova Staffing Inc.	City of Mississauga	80 <div></div>
8.	Job available for driver	Kijiji Jobs	City of Brampton	80 <div></div>
9.	School Bus Driver	First Transit Canada	City of Mississauga	80 <div></div>
10.	Heating, Ventilation, Air Conditioning, Refrigeration And Controls Technician	Peel District School Board	City of Mississauga	79 <div></div>
11.	Speech-language Pathologist	Oakridge Children Services	City of Brampton	75 <div></div>
12.	Pricing Analyst	TalentSphere	City of Brampton	75 <div></div>

1 - 100 / 18603 < >

TOP SALARIES IN JOB POSTINGS

What are employers willing to pay to find the perfect candidate?

	JOB TITLE	COMPANY	LOCATION	WAGE VALUE ▾
1.	Realtor	One Percent Realty Ltd. Brokerage	City of Brampton	350,000 <div></div>
2.	Real Estate Agent - Pre-Qualified Buyers & Seller Meetings Booked for You!	Zoocasa Realty Inc	Burlington	350,000 <div></div>
3.	Winnipeg Runs (team Or Single) Drivers	Mainfreight Canada	City of Mississauga	350,000 <div></div>
4.	Realtor	One Percent Realty Ltd. Brokerage	City of Mississauga	350,000 <div></div>
5.	Pediatric Dentist	Dental Works 4 Kids and Align Orthodontics	City of Brampton	300,000 <div></div>
6.	Primary Care Physician - Telemedicine	Jack Nathan Health	City of Brampton	300,000 <div></div>
7.	Vancouver Bc Team Drivers (owner Drivers)	Mainfreight Canada	City of Mississauga	300,000 <div></div>
8.	Siding Soffit Facia And Eavestrough Sub Contracting Crew	Sharp Exteriors Inc	Oakville	300,000 <div></div>

1 - 100 / 24526 < >

TOP IN-DEMAND SKILLS

How many times were these skills found in job postings?

ACTIVE JOB POSTINGS THIS MONTH

57,652

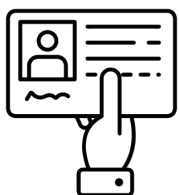


KEY JOB REQUIREMENTS

How often are these requirements desired in job postings?

ACTIVE JOB POSTINGS THIS MONTH

57,652



Driver's License
871



Bilingual
3,140

JOB POSTINGS BY 4-DIGIT NOC, SKILL LEVEL, FREQUENCY & DURATION

What jobs are hard-to-fill and/or in-demand?

	4-DIGIT NOC CODE	4-DIGIT NOC LABEL	OCCUPATION'S SKILL LEVEL	POSTING COUNT ▾	AVG POSTING LENGTH IN DAYS	MEDIAN POSTING LENGTH IN DAYS
1.	7452	Material handlers	NOC Skill Level C	5,598	19	21.23
2.	6421	Retail salespersons	NOC Skill Level C	3,035	19	21.23
3.	7511	Transport truck drivers	NOC Skill Level C	1,431	21	15.23
4.	6552	Other customer and information services representatives	NOC Skill Level C	1,356	19	20.23
5.	1221	Administrative officers	NOC Skill Level B	1,321	23	21.23
6.	6711	Food counter attendants, kitchen helpers and related support occupations	NOC Skill Level D	1,310	18	21.23
7.	6322	Cooks	NOC Skill Level B	963	26	21.23
8.	621	Retail and wholesale trade managers	NOC Skill Level A	821	20	21.23
9.	1241	Administrative assistants	NOC Skill Level B	728	25	21.23
10.	7514	Delivery and courier service drivers	NOC Skill Level C	654	19	21.23
11.	1223	Human resources and recruitment officers	NOC Skill Level B	590	22	21.23
12.	7321	Automotive service technicians, truck and bus mechanics and mechanical repairers	NOC Skill Level B	568	24	21.23
13.	4412	Home support workers, housekeepers and related occupations	NOC Skill Level C	562	23	21.23
14.	6731	Light duty cleaners	NOC Skill Level D	535	20	21.23
15.	1414	Receptionists	NOC Skill Level C	481	20	21.23
16.	1521	Shippers and receivers	NOC Skill Level C	453	22	21.23
17.	3012	Registered nurses and registered psychiatric nurses	NOC Skill Level A	451	25	15.23
18.	6733	Janitors, caretakers and building superintendents	NOC Skill Level D	431	21	21.23
19.	6611	Cashiers	NOC Skill Level D	426	18	21.23
20.	6231	Insurance agents and brokers	NOC Skill Level B	404	20	21.23
21.	1311	Accounting technicians and bookkeepers	NOC Skill Level B	397	30	21.23
22.	6513	Food and beverage servers	NOC Skill Level C	389	20	21.23
23.	4216	Other instructors	NOC Skill Level B	364	20	21.23
24.	1122	Professional occupations in business management consulting	NOC Skill Level A	352	20	20.29
25.	1525	Dispatchers	NOC Skill Level C	347	21	16.35
26.	124	Advertising, marketing and public relations managers	NOC Skill Level A	340	22	21.23
27.	1431	Accounting and related clerks	NOC Skill Level C	325	21	21.23
28.	601	Corporate sales managers	NOC Skill Level A	291	22	21.23
29.	1411	General office support workers	NOC Skill Level C	287	19	17.23

JOB POSTINGS BY 3-DIGIT NOC, SKILL LEVEL, FREQUENCY & DURATION

What jobs are hard to fill and/or in-demand?

	3-DIGIT NOC CODE	3-DIGIT NOC LABEL	OCCUPATION'S SKILL LEVEL	POSTING COUNT ▾	AVG POSTING LENGTH IN DAYS	MEDIAN POSTING LENGTH IN DAYS
1.	745	Longshore workers and material handlers	NOC Skill Level C	5,601	19	21.23
2.	642	Retail salespersons	NOC Skill Level C	3,035	19	21.23
3.	122	Administrative and regulatory occupations	NOC Skill Level B	2,240	23	21.23
4.	751	Motor vehicle and transit drivers	NOC Skill Level C	2,139	20	15.23
5.	655	Customer and information services representatives	NOC Skill Level C	1,371	19	20.23
6.	671	Food counter attendants, kitchen helpers and related support occupations	NOC Skill Level D	1,310	18	21.23
7.	673	Cleaners	NOC Skill Level D	1,168	20	21.23
8.	152	Supply chain logistics, tracking and scheduling co-ordination occupations	NOC Skill Level C	1,149	21	21.23
9.	632	Chefs and cooks	NOC Skill Level B	1,135	26	21.23
10.	124	Office administrative assistants - general, legal and medical	NOC Skill Level B	905	24	21.23
11.	217	Computer and information systems professionals	NOC Skill Level A	900	20	15.23
12.	062	Retail and wholesale trade managers	NOC Skill Level A	821	20	21.23
13.	141	General office workers	NOC Skill Level C	788	19	21.23
14.	112	Human resources and business service professionals	NOC Skill Level A	767	20	21.23
15.	111	Auditors, accountants and investment professionals	NOC Skill Level A	758	21	21.23
16.	441	Home care providers and educational support occupations	NOC Skill Level C	740	22	21.23
17.	421	Paraprofessional occupations in legal, social, community and education services	NOC Skill Level B	734	21	21.23
18.	651	Occupations in food and beverage service	NOC Skill Level C	686	20	21.23
19.	143	Financial, insurance and related administrative support workers	NOC Skill Level C	623	20	21.23
20.	732	Automotive service technicians	NOC Skill Level B	616	25	21.23
21.	131	Finance, insurance and related business administrative occupations	NOC Skill Level B	533	27	21.23
22.	321	Medical technologists and technicians (except dental health)	NOC Skill Level B	485	21	21.23
23.	012	Senior managers - construction, transportation, production and utilities	NOC Skill Level A	483	21	21.23
24.	623	Insurance, real estate and financial sales occupations	NOC Skill Level B	478	20	21.23
25.	301	Professional occupations in nursing	NOC Skill Level A	452	25	15.23
26.	341	Assisting occupations in support of health services	NOC Skill Level C	437	19	21.23
27.	661	Cashiers	NOC Skill Level D	426	18	21.23
28.	011	Senior managers - construction, transportation, production and utilities	NOC Skill Level A	402	22	21.23

JOB POSTINGS BY 2-DIGIT NOC, SKILL LEVEL, FREQUENCY & DURATION

What jobs are hard to fill and/or in-demand?

	2-DIGIT NOC CODE	2-DIGIT NOC LABEL	OCCUPATION'S SKILL LEVEL	POSTING COUNT ▾	AVG POSTING LENGTH IN DAYS	MEDIAN POSTING LENGTH IN DAYS
1.	74	Other installers, repairers and servicers and material handlers	NOC Skill Level C	5,676	19	21.23
2.	12	Administrative and financial supervisors and administrative occupations	NOC Skill Level B	3,512	24	21.23
3.	64	Sales representatives and salespersons - wholesale and retail trade	NOC Skill Level C	3,047	19	21.23
4.	65	Service representatives and other customer and personal services occupations	NOC Skill Level C	2,595	19	21.23
5.	67	Service support and other service occupations, n.e.c.	NOC Skill Level D	2,523	19	21.23
6.	75	Transport and heavy equipment operation and related maintenance occupations	NOC Skill Level C	2,360	21	15.23
7.	63	Service supervisors and specialized service occupations	NOC Skill Level B	1,858	26	21.23
8.	14	Office support occupations	NOC Skill Level C	1,599	19	21.23
9.	11	Professional occupations in business and finance	NOC Skill Level A	1,525	20	21.23
10.	21	Professional occupations in natural and applied sciences	NOC Skill Level A	1,499	21	16.23
11.	06	Middle management occupations in retail and wholesale trade and customer services	NOC Skill Level A	1,332	21	21.23
12.	72	Industrial, electrical and construction trades	NOC Skill Level B	1,319	26	21.23
13.	15	Distribution, tracking and scheduling co-ordination occupations	NOC Skill Level C	1,250	21	21.23
14.	01	Senior managers - construction, transportation, production and utilities	NOC Skill Level A	1,065	24	21.23
15.	62	Retail sales supervisors and specialized sales occupations	NOC Skill Level B	917	20	21.23
16.	73	Maintenance and equipment operation trades	NOC Skill Level B	915	25	21.23
17.	22	Technical occupations related to natural and applied sciences	NOC Skill Level B	872	22	21.23
18.	44	Care providers and educational, legal and public protection support occupations	NOC Skill Level C	743	22	21.23
19.	42	Paraprofessional occupations in legal, social, community and education services	NOC Skill Level B	734	21	21.23
20.	32	Technical occupations in health	NOC Skill Level B	721	21	21.23
21.	66	Sales support occupations	NOC Skill Level D	696	18	21.23
22.	13	Finance, insurance and related business administrative occupations	NOC Skill Level B	533	27	21.23
23.	41	Professional occupations in law and social, community and government services	NOC Skill Level A	517	22	21.23
24.	30	Professional occupations in nursing	NOC Skill Level A	452	25	15.23
25.	34	Assisting occupations in support of health services	NOC Skill Level C	437	19	21.23
26.	07	Managers in customer and personal services, n.e.c.	NOC Skill Level A	407	24	21.23
27.	31	Professional occupations in health (except nursing)	NOC Skill Level A	367	20	21.23

MULTILINGUAL JOB POSTINGS BY THE NUMBERS

ACTIVE POSTINGS
4,156

NEW POSTINGS
2,565

COMPANIES
1,353

JOB LANGUAGES
11

OF DAYS POSTED

AVERAGE
19.8

MEDIAN
21

MULTILINGUAL JOB POSTINGS BY SKILL LEVEL

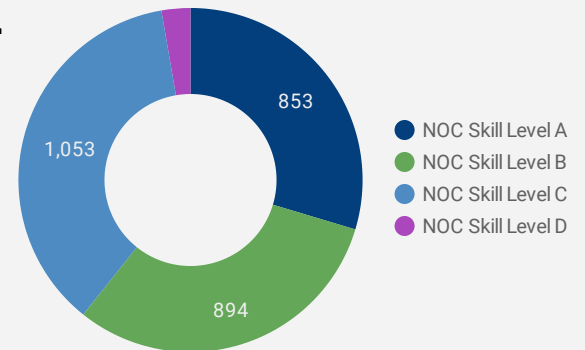
What language skills are employers looking for by occupational skill level?

853 Skill Level A - Management/ Professional Occupations usually requiring University

894 Skill Level B - Usually college education or apprenticeship training

1,053 Skill Level C - Usually secondary education or occupation-specific training

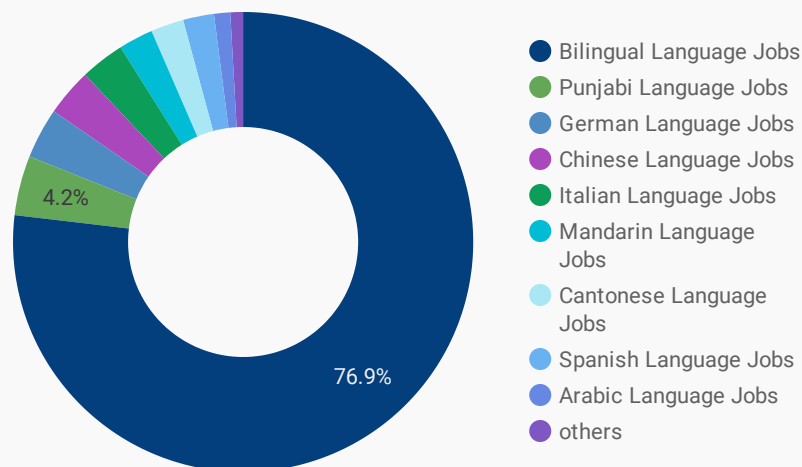
78 Skill Level D - Usually on-the-job training



LANGUAGES	NOC Skill Level A	NOC Skill Level B	NOC Skill Level C	NOC Skill Level D
Bilingual Language Jobs	688	578	804	32
Punjabi Language Jobs	12	59	58	13
German Language Jobs	45	39	26	5
Italian Language Jobs	9	66	31	9
Chinese Language Jobs	27	44	23	10
Mandarin Language Jobs	34	21	25	
Cantonese Language Jobs	12	21	22	21

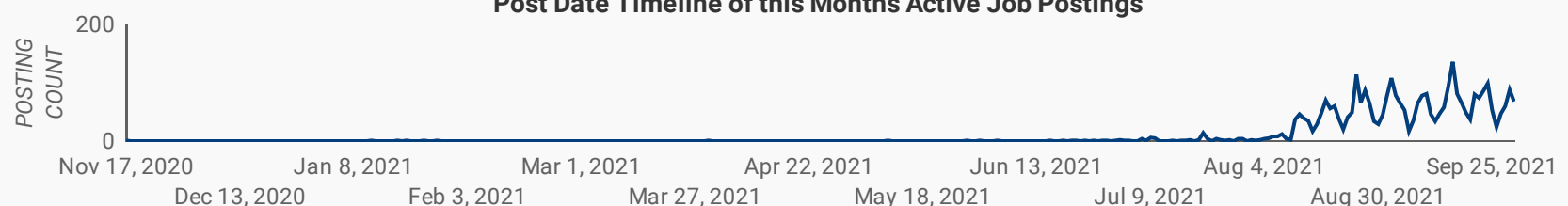
LANGUAGE SKILLS BREAKDOWN

Which kinds of language skills do employers seek?



LANGUAGES	POSTING COUNT
1. Bilingual Language Jobs	3,140
2. Punjabi Language Jobs	184
3. German Language Jobs	182
4. Chinese Language Jobs	138
5. Italian Language Jobs	136
6. Cantonese Language Jobs	100

Post Date Timeline of this Month's Active Job Postings



LANGUAGE SKILLS BEING RECRUITED BY SKILL TYPE

What language skills are sought by 1-Digit NOC?

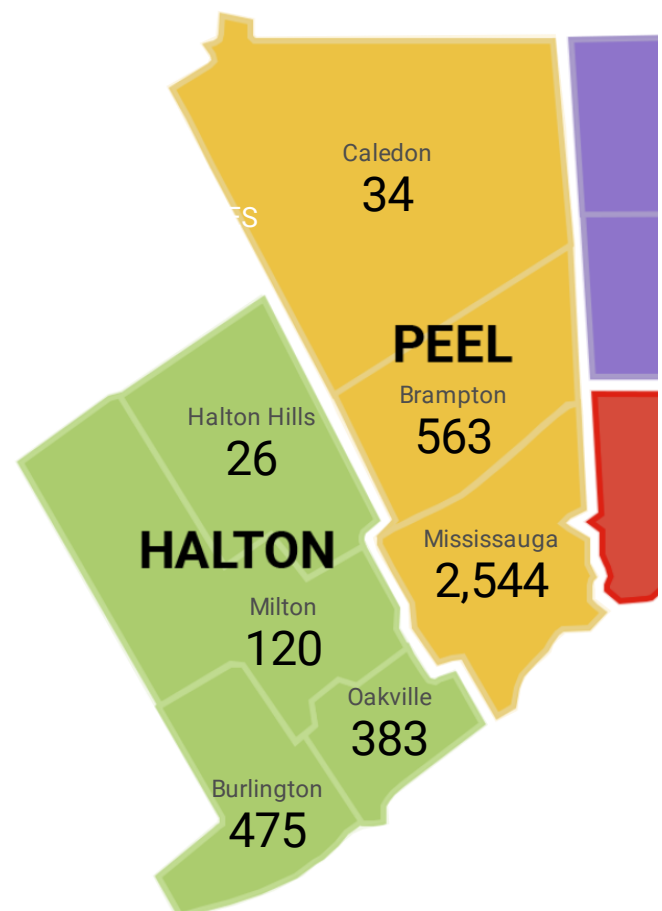
SKILL TYPE NAME	Vietname...	Spanish ...	Punjabi L...	Mandarin...	Japanese...	Italian La...	Grand total
Business, finance and administration occu...	4	14	53	26	5	5	798
Health occupations			13	1		1	102
Management occupations		3	9	19	1	9	375
Natural and applied sciences and related o...		7	1	4		2	192
Natural resources, agriculture and related ...		1					7
Occupations in art, culture, recreation and ...			2	1	1		25
Occupations in education, law and social, ...			13	10		3	232
Occupations in manufacturing and utilities		1	1			1	7
Sales and service occupations		37	37	14	22	83	968
Trades, transport and equipment operator...	1	1	13	5	2	11	172
Grand total	5	64	142	80	31	115	2,878

MULTILINGUAL JOB POSTINGS BY MUNICIPALITY

What language skills are sought by 4-Digit NOC?

MUNICIPALITY	JOB LANGUAGES	AVG POSTING LENGTH IN DAYS	MEDIAN POSTING LENGTH IN DAYS
1. City of Mississauga	2,544	20.9	21.23
2. City of Brampton	563	20.6	21.23
3. Burlington	475	20.7	21.23
4. Oakville	383	21.5	21.23
5. Milton	120	19.7	20.23
6. Town of Caledon	34	20.9	16.23
7. Halton Hills	26	19.0	16.23

REGION	JOB LANGUAGES	AVG POSTING LENGTH IN DAYS	MEDIAN POSTING LENGTH IN DAYS
1. Peel Region	3,141	20.8	21.23
2. Halton Region	1,004	20.7	21.23



LANGUAGE DEMAND BY JOB

What language skills are sought by 4-Digit NOC?

4 DIGIT NOC NAME	POSTINGS
1. Other customer and information service...	326
2. Retail salespersons	269
3. Administrative officers	114
4. Retail and wholesale trade managers	94
5. Human resources and recruitment officers	84
6. Cooks	74
7. Material handlers	72
8. School principals and administrators of ...	69
9. Administrative assistants	60
10. Professional occupations in advertising, ...	58
11. Insurance agents and brokers	51
12. Advertising, marketing and public relatio...	45
13. Professional occupations in business m...	43
14. Food counter attendants, kitchen helpers...	40
15. Other instructors	39
16. Collectors	38
17. Financial auditors and accountants	38
18. Chefs	38
19. Social and community service workers	34
20. User support technicians	34
21. Food and beverage servers	34
22. Business development officers and mark...	30
23. Other financial officers	30
24. Home support workers, housekeepers an...	28
25. Corporate sales managers	27
26. Accounting and related clerks	27
27. Financial managers	27
28. Financial and investment analysts	26
29. Delivery and courier service drivers	26
30. Medical administrative assistants	24
31. Computer programmers and interactive ...	23

1 - 100 / 213 < >

MULTILINGUAL HIRING EMPLOYERS

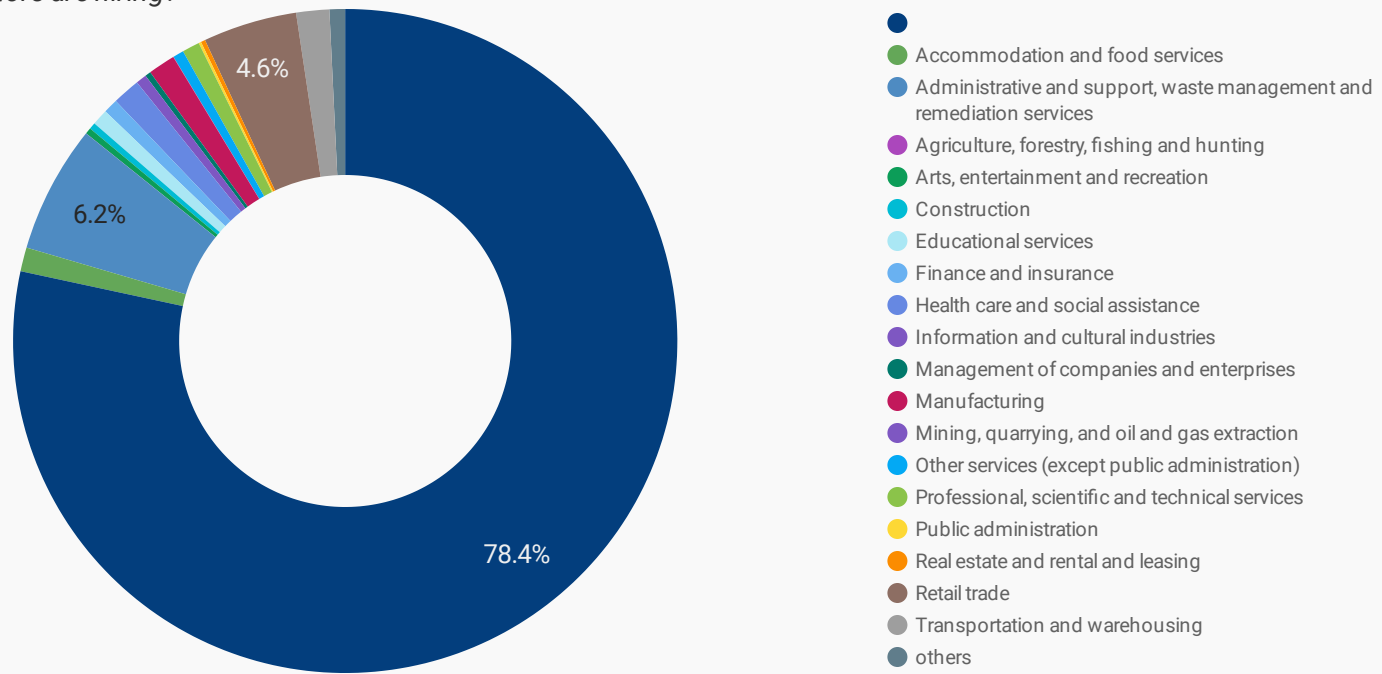
Which employers are seeking multilingual candidates?

COMPANY	POSTINGS
1. Bell	263
2. Trillium Health Partners	180
3. Randstad Canada	86
4. Bell Canada	66
5. Evertz Microsystems	65
6. FEDEX	58
7. Evertz Microsystems Limited	54
8. Farm Boy	47
9. Kijiji Jobs	44
10. Peel District School Board	42
11. Farm Boy Inc.	42
12. BELL MOBILITY/BELL MOBILIT	41
13. FedEx Express Canada	38
14. McKesson	30
15. BTRUST INTERNATIONAL TRADING	29
16. Intuit	29
17. BELL BUSINESS MARKETS	26
18. FedEx Express	24
19. Reitmans	20
20. Sobeys	19
21. BilingualOne	18
22. Royal Bank of Canada	18
23. ERINOAKKIDS CENTRE FOR TREATMENT AND DEVELOPMENT	18
24. Bmo	18
25. Intact	18
26. BlueSky Personnel Solutions	18
27. BIRYANI CORNER	18
28. RBC	17
29. VON Canada	17

1 - 50 / 1356 < >

TOP HIRING SECTORS BY 2-DIGIT NAICS CODE

What sectors are hiring?



	NAICS CODE	2-DIGIT NAICS LABEL	POSTING COUNT	AVG POSTING LENGTH IN DAYS	MEDIAN POSTING LENGTH IN DAYS
1.	0	0	9,841	15.8	16
2.	56	Administrative and support, waste management and remediation services	2,574	31.2	21
3.	44-45	Retail trade	1,486	21.9	21
4.	62	Health care and social assistance	546	32.1	21
5.	48-49	Transportation and warehousing	515	24.0	21
6.	31-33	Manufacturing	501	26.3	21
7.	72	Accommodation and food services	478	28.3	21
8.	54	Professional, scientific and technical services	319	23.6	21
9.	41	Wholesale trade	241	23.0	21
10.	52	Finance and insurance	227	21.0	21
11.	61	Educational services	223	17.9	15
12.	81	Other services (except public administration)	206	28.7	21
13.	51	Information and cultural industries	183	23.4	21
14.	23	Construction	130	32.3	21
15.	55	Management of companies and enterprises	117	33.3	21
16.	71	Arts, entertainment and recreation	111	23.6	21
17.	53	Real estate and rental and leasing	86	23.5	21
18.	91	Public administration	39	17.9	20
19.	22	Utilities	20	20.8	21
20.	21	Mining, quarrying, and oil and gas extraction	12	51.1	53

NOTE: NAICS code 56 includes Employment Agencies. Manufacturing includes codes 31-33, Retail Trade includes codes 44-45 and Transportation and Warehousing includes codes 48-49.

TOP HIRING SECTORS BY 3-DIGIT NAICS CODE

What sectors are hiring?

	NAICS CODE	3-DIGIT NAICS LABEL	POSTING COUNT ▾	AVERAGE POSTING LENGTH IN DAYS	MEDIAN POSTING LENGTH IN DAYS
1.			9,841	15.8	16.42
2.	561	Administrative and support services	2,543	31.4	21.23
3.	722	Food services and drinking places	459	28.7	21.23
4.	621	Ambulatory health care services	401	37.1	21.23
5.	541	Professional, scientific and technical services	319	23.6	21.23
6.	448	Clothing and clothing accessories stores	284	23.2	21.23
7.	445	Food and beverage stores	280	23.4	21.23
8.	611	Educational services	223	17.9	15.23
9.	493	Warehousing and storage	210	19.7	21.23
10.	443	Electronics and appliance stores	182	23.8	21.23
11.	522	Credit intermediation and related activities	179	20.9	21.23
12.	484	Truck transportation	164	27.8	21.23
13.	452	General merchandise stores	155	19.4	21.23
14.	453	Miscellaneous store retailers	145	21.4	21.23
15.	517	Telecommunications	134	21.8	19.73
16.	442	Furniture and home furnishings stores	119	20.2	21.23
17.	551	Management of companies and enterprises	117	33.3	21.23
18.	441	Motor vehicle and parts dealers	105	21.2	21.23
19.	713	Amusement, gambling and recreation industries	101	23.5	21.23
20.	446	Health and personal care stores	101	20.3	21.23
21.	811	Repair and maintenance	89	42.7	21.23
22.	444	Building material and garden equipment and supplies dealers	85	18.6	21.23
23.	488	Support activities for transportation	78	26.7	21.23
24.	238	Specialty trade contractors	73	30.5	21.23
25.	325	Chemical manufacturing	71	27.2	21.23
26.	623	Nursing and residential care facilities	66	22.0	21.23
27.	813	Religious, grant-making, civic, and professional and similar organizations	66	21.9	21.23
28.	311	Food manufacturing	65	19.9	21.23
29.	417	Machinery, equipment and supplies merchant wholesalers	64	23.0	21.23
30.	332	Fabricated metal product manufacturing	61	26.6	21.23
31.	336	Transportation equipment manufacturing	60	22.0	21.23

TOP HIRING SECTORS BY 4-DIGIT NAICS CODE

What sectors are hiring?

	NAICS CODE	4-DIGIT NAICS LABEL	POSTING COUNT ▼	AVERAGE POSTING LENGTH IN DAYS	MEDIAN POSTING DAYS IN LENGTH
1.			9,841	15.8	16.42
2.	5613	Employment services	2,467	31.7	21.23
3.	7225	Full-service restaurants and limited-service eating places	434	29.1	21.23
4.	4481	Clothing stores	247	23.5	21.23
5.	6211	Offices of physicians	237	48.0	39.23
6.	4451	Grocery stores	219	22.6	21.23
7.	4931	Warehousing and storage	210	19.7	21.23
8.	4431	Electronics and appliance stores	182	23.8	21.23
9.	5221	Depository credit intermediation	164	20.9	21.23
10.	6117	Educational support services	148	13.3	5.23
11.	4841	General freight trucking	148	28.3	21.23
12.	4521	Department stores	146	19.1	21.23
13.	5179	Other telecommunications	130	21.0	19.23
14.	5511	Management of companies and enterprises	117	33.3	21.23
15.	4461	Health and personal care stores	101	20.3	21.23
16.	7139	Other amusement and recreation industries	100	23.5	21.23
17.	4411	Automobile dealers	90	19.6	21.23
18.	5413	Architectural, engineering and related services	88	21.9	21.23
19.	4441	Building material and supplies dealers	76	17.7	19.23
20.	4422	Home furnishings stores	73	18.8	21.23
21.	4539	Other miscellaneous store retailers	70	19.3	21.23
22.	8111	Automotive repair and maintenance	68	42.8	21.23
23.	5416	Management, scientific and technical consulting services	68	33.3	21.23
24.	4532	Office supplies, stationery and gift stores	62	22.5	21.23
25.	6212	Offices of dentists	60	19.2	21.23
26.	4452	Specialty food stores	57	27.3	21.23
27.	5417	Scientific research and development services	50	20.6	21.23
28.	4885	Freight transportation arrangement	49	23.8	21.23
29.	4421	Furniture stores	46	22.5	21.23
30.	8121	Personal care services	42	18.1	21.23
31.	6233	Community care facilities for the elderly	42	23.0	21.23

TOP HIRING SECTORS BY 5-DIGIT NAICS CODE

What sectors are hiring?

	NAICS CODE	5-DIGIT NAICS LABEL	POSTING COUNT ▾	AVERAGE POSTING LENGTH IN DAYS	MEDIAN POSTING LENGTH IN DAYS
1.			9,841	15.8	16.42
2.	56131	Employment placement agencies and executive search services	2,387	32.1	21.23
3.	72251	Full-service restaurants and limited-service eating places	434	29.1	21.23
4.	62111	Offices of physicians	237	48.0	39.23
5.	44511	Supermarkets and other grocery (except convenience) stores	214	22.7	21.23
6.	44314	Electronics and appliance stores	182	23.8	21.23
7.	52211	Banking	163	20.9	21.23
8.	61171	Educational support services	148	13.3	5.23
9.	45211	Department stores	146	19.1	21.23
10.	49311	General warehousing and storage	138	20.3	21.23
11.	51791	Other telecommunications	130	21.0	19.23
12.	55111	Management of companies and enterprises	117	33.3	21.23
13.	71394	Fitness and recreational sports centres	82	24.4	21.23
14.	44814	Family clothing stores	81	26.7	21.23
15.	44111	New car dealers	80	19.3	21.23
16.	56132	Temporary help services	80	21.6	21.23
17.	54133	Engineering services	77	22.1	21.23
18.	48411	General freight trucking, local	77	25.1	21.23
19.	44819	Other clothing stores	74	20.5	20.23
20.	48412	General freight trucking, long distance	71	31.8	21.23
21.	49319	Other warehousing and storage	69	18.4	21.23
22.	44229	Other home furnishings stores	65	18.9	21.23
23.	62121	Offices of dentists	60	19.2	21.23
24.	45321	Office supplies and stationery stores	60	22.5	21.23
25.	54161	Management consulting services	57	35.4	21.23
26.	54171	Research and development in the physical, engineering and life sciences	50	20.6	21.23
27.	48851	Freight transportation arrangement	49	23.8	21.23
28.	44529	Other specialty food stores	47	21.6	21.23
29.	44211	Furniture stores	46	22.5	21.23
30.	45399	All other miscellaneous store retailers	45	19.1	21.23
31.	44812	Women's clothing stores	43	21.6	21.23

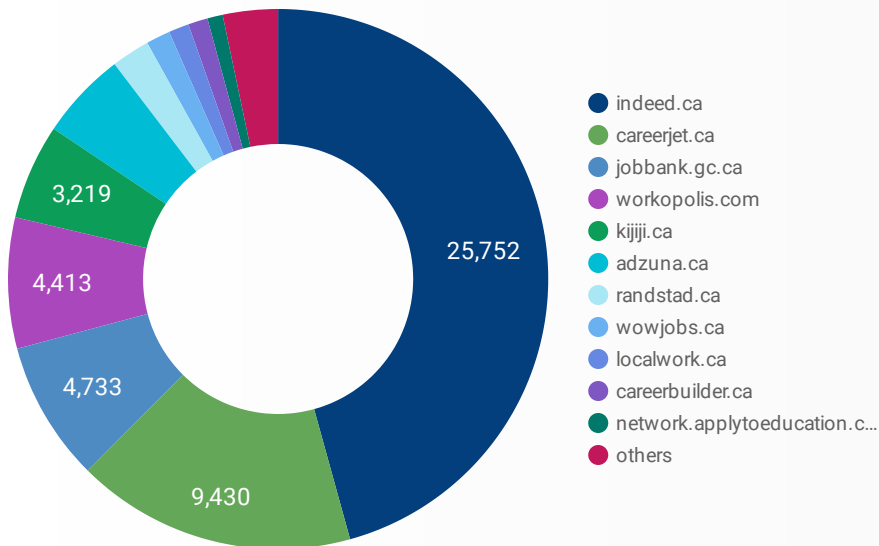
TOP HIRING SECTORS BY 6-DIGIT NAICS CODE

What sectors are hiring?

	NAICS CODE	6-DIGIT NAICS LABEL	POSTING COUNT ▾	AVG POSTING LENGTH IN DAYS	MEDIAN POSTING LENGTH IN DAYS
1.	561310	Employment placement agencies and executive search services	4,656	27.6	21.23
2.	493110	General warehousing and storage	535	10.4	6.23
3.	445110	Supermarkets and other grocery (except convenience) stores	512	19.7	21.23
4.	722511	Full-service restaurants	505	27.6	21.23
5.	452110	Department stores	483	9.1	4.23
6.	621110	Offices of physicians	435	34.6	21.23
7.	611710	Educational support services	434	6.9	4.23
8.	443143	Appliance, television and other electronics stores	369	20.7	20.33
9.	722512	Limited-service eating places	344	21.4	21.23
10.	493190	Other warehousing and storage	324	8.9	3.23
11.	517919	All other telecommunications	292	18.8	16.23
12.	551114	Head offices	251	26.7	21.23
13.	522112	Corporate and institutional banking industry	242	18.2	21.23
14.	561320	Temporary help services	203	19.1	21.23
15.	522111	Personal and commercial banking industry	198	17.1	17.23
16.	442298	All other home furnishings stores	192	18.0	21.23
17.	713940	Fitness and recreational sports centres	179	22.4	21.23
18.	441110	New car dealers	178	19.4	21.23
19.	541330	Engineering services	177	19.2	15.23
20.	448199	All other clothing stores	167	19.2	17.23
21.	448140	Family clothing stores	166	23.4	21.23
22.	541710	Research and development in the physical, engineering and life sciences	161	17.6	16.23
23.	453210	Office supplies and stationery stores	159	18.5	15.85
24.	484110	General freight trucking, local	158	21.8	21.23
25.	446199	All other health and personal care stores	147	9.6	6.23
26.	621210	Offices of dentists	141	19.7	21.23
27.	453999	All other miscellaneous store retailers (except beer and wine-making supplies stores)	133	18.7	20.23
28.	444110	Home centres	113	9.8	7.23
29.	913910	Other local, municipal and regional public administration	109	19.0	21.23
30.	442110	Furniture stores	106	20.5	21.23
31.	444130	Hardware stores	103	13.3	15.23

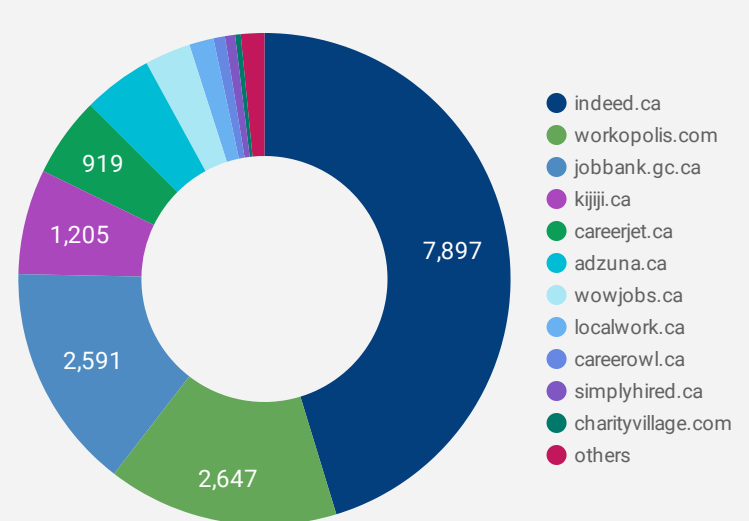
JOB POSTINGS BY JOB BOARD

What share of unique job postings appear on each job board?



COMPANIES BY JOB BOARD

What share of unique job postings appear on each job board?



JOB POSTING DETAILS BY JOB BOARD

How does job posting activity differ by job board?

	JOB BOARD	POSTING COUNT	AVG POSTING LENGTH IN DAYS	MEDIAN POSTING LENGTH IN DAYS	# OF COMPANIES
1.	indeed.ca	25,752	21	21.23	7,897
2.	careerjet.ca	9,430	20	14.23	919
3.	jobbank.gc.ca	4,733	38	25.23	2,591
4.	workopolis.com	4,413	15	15.23	2,647
5.	kijiji.ca	3,219	15	15.23	1,205
6.	adzuna.ca	2,961	15	15.23	793
7.	randstad.ca	1,298	46	50.23	1
8.	wowjobs.ca	813	16	16.23	527
9.	localwork.ca	687	15	14.23	280
10.	careerbuilder.ca	661	10	4.23	44
11.	network.applytoeducation.com	519	8	5.23	13
12.	careerarc.com	485	24	16.23	38
13.	jobillico.com	357	27	23.73	59
14.	careerowl.ca	210	72	93.23	132
15.	simplyhired.ca	151	16	16.23	116
16.	centreforskills.ca	99	26	25.23	1
17.	charityvillage.com	95	15	15.23	64
18.	retail.ca	88	20	10.23	21