

JOB DEMAND REPORT

AUGUST 2021

Job posting data collected by the Peel Halton Workforce Development Group from job boards and employer websites who recruit candidates in Peel Region, Halton Region and Caledon County.

HIGHLIGHTS

JOB POSTINGS BY THE NUMBERS

TOTAL ACTIVE	NEW THIS MONTH	COMPANIES	JOB BOARDS
52,482	32,784	13,235	32

OF DAYS POSTED

AVERAGE	MEDIAN
19.9	21

REPORT BUILDER

The default filter selection below will show all job demand data for the month. You can use the filters to create a customized report for the purpose of understanding a subset of the data.

OCCUPATION FILTERS

SKILL TYPE NAME / 1-DIGIT NATIONAL OC... ▼

MAJOR GROUP / 2-DIGIT NATIONAL OCCU... ▼

MINOR GROUP / 3-DIGIT NATIONAL OCCUP... ▼

UNIT GROUP / 4-DIGIT NATIONAL OCCUPA... ▼

SKILL LEVEL ▼

JOB TYPE ▼

JOB DURATION ▼

ADDITIONAL LANGUAGE ▼

QUICK FIND ▼

INDUSTRY/SECTOR FILTERS

HIRING SECTOR BY 2-DIGIT NAICS CODE ▼

HIRING SECTOR BY 3-DIGIT NAICS CODE ▼

HIRING SECTOR BY 4-DIGIT NAICS CODE ▼

HIRING SECTOR BY 5-DIGIT NAICS CODE ▼

HIRING SECTOR BY 6-DIGIT NAICS CODE ▼

OTHER FILTERS

REGION ▼

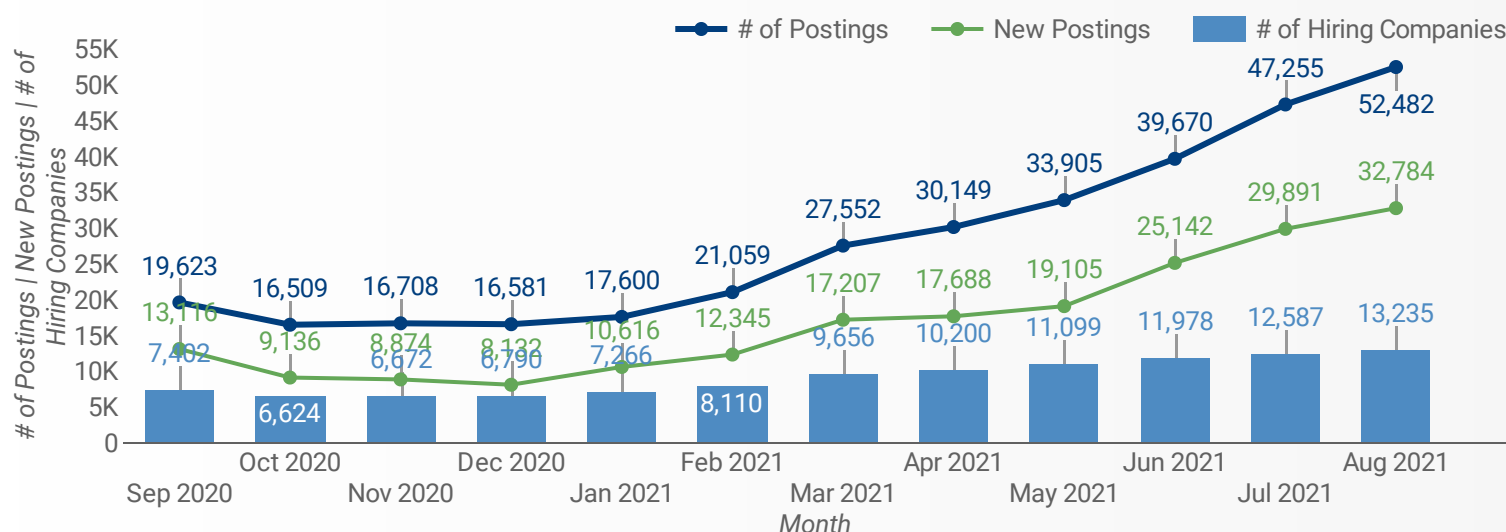
MUNICIPALITY ▼

JOB BOARD ▼

NOC = National Occupation Classification | NAICS = North American Industry Classification System

JOB POSTINGS BY MONTH

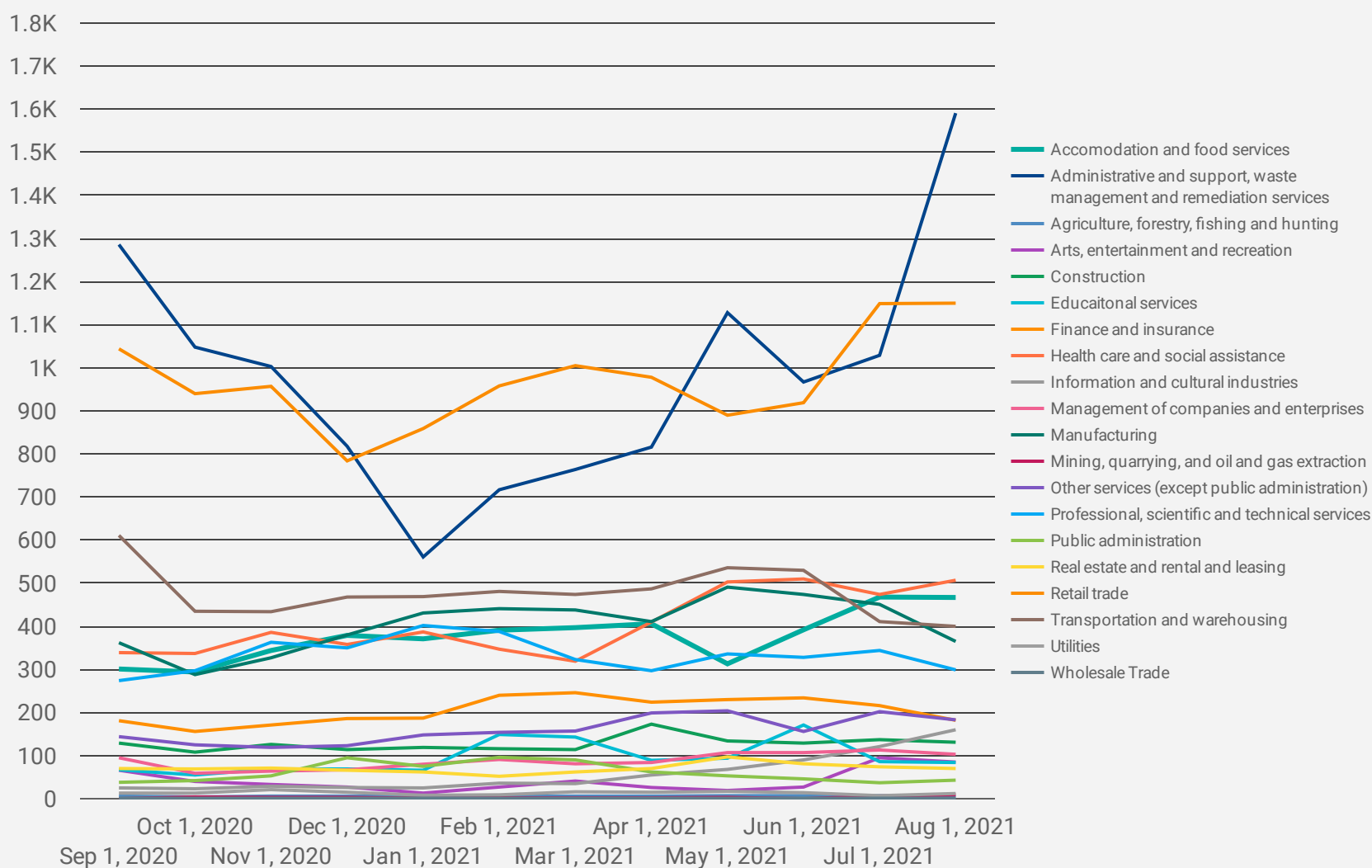
How many job postings were active for at least 1 day this month?



NOTE: This graph cannot be filtered using the controls on the cover page

JOB POSTINGS BY SECTOR BY MONTH FOR PEEL & HALTON

How many job postings were active for at least 1 day this month?



NOTE: This graph cannot be filtered using the controls on the cover page

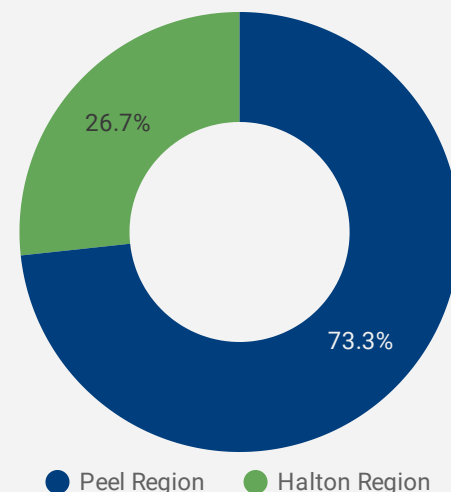
JOB POSTINGS BY MUNICIPALITY

Where are job opportunities being offered?

	MUNICIPALITY	POSTING COUNT	AVG POSTING LENGTH IN DAYS	MEDIAN POSTING LENGTH IN DAYS
1.	City of Mississauga	24,813	19.8	21
2.	City of Brampton	11,570	19.3	16
3.	Burlington	5,394	20.0	21
4.	Oakville	5,353	21.4	21
5.	Milton	2,463	20.2	21
6.	Town of Caledon	2,030	20.0	15
7.	Halton Hills	785	20.6	17

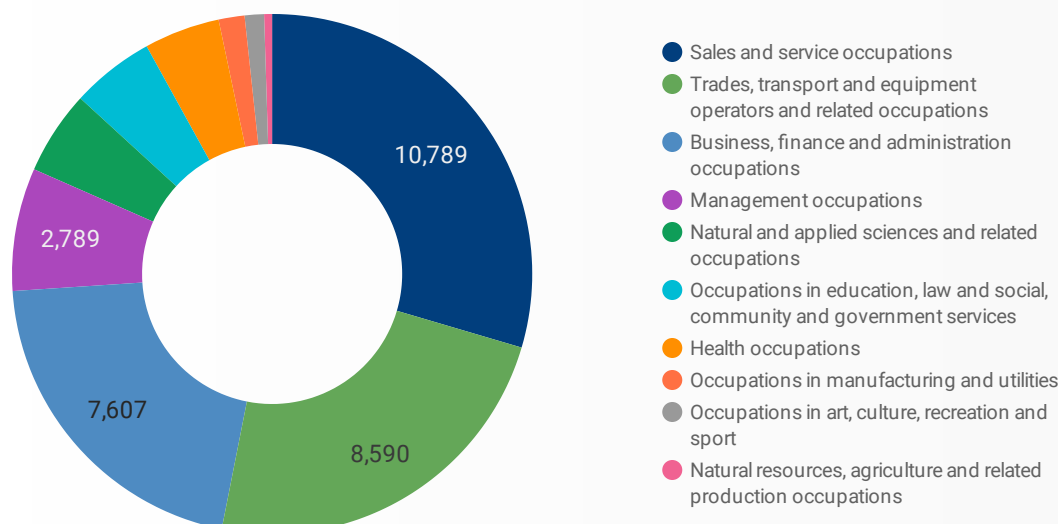
BY REGION

Job Postings by Region



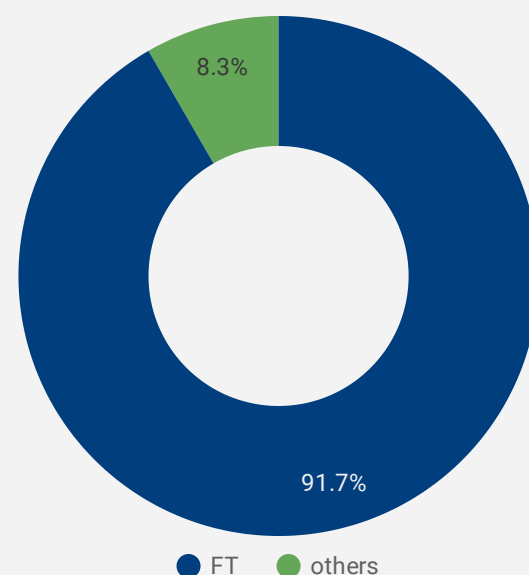
JOB POSTINGS BY SKILL TYPE

What skill type is being recruited?



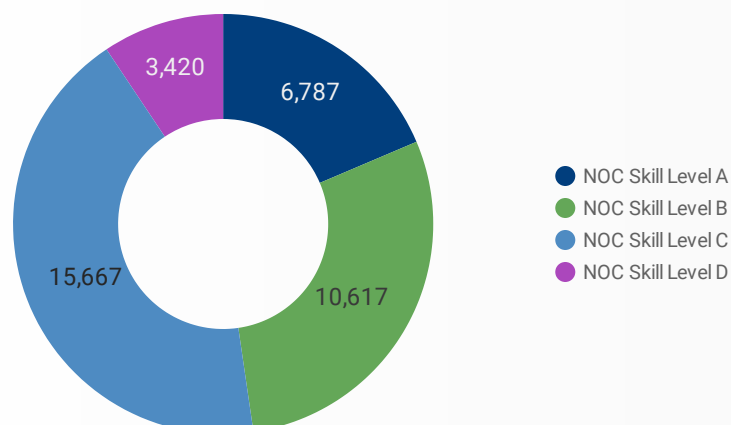
JOB TYPE

Full-time vs Part-time



JOB POSTINGS BY SKILL LEVEL

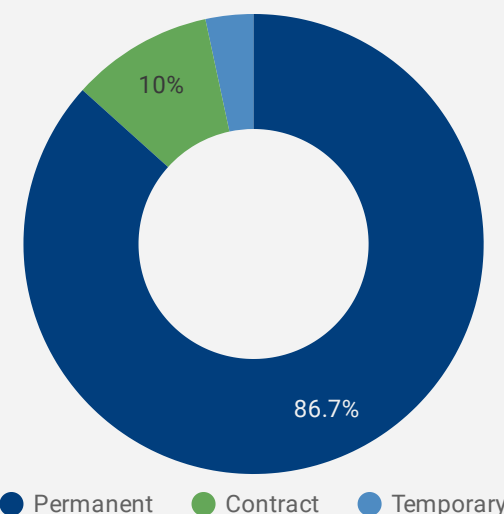
What education do occupations typically require?



Skill Level A = Usually University education | Skill Level B = Usually College education or Apprenticeship training | Skill Level C = Usually Secondary education or occupation-specific training | Skill Level D = Usually on-the-job training

JOB DURATION

Permanency of jobs posted



TOP HIRING EMPLOYERS & AGENCIES

Who is hiring?

	COMPANY	MUNICIPALITY	POSTINGS	AVG POSTING LENGTH IN DAYS	MEDIAN POSTING LENGTH IN DAYS
1.	Randstad Canada	City of Mississauga	1,125	22.3	21
2.	Randstad Canada	City of Brampton	552	18.6	19
3.	Peel District School Board	City of Brampton	309	4.4	3
4.	Peel District School Board	City of Mississauga	293	6.2	3
5.	Halton Healthcare	Oakville	276	56.5	52
6.	Bell	City of Mississauga	241	16.7	16
7.	Walmart	City of Mississauga	226	5.6	3
8.	University of Toronto	City of Mississauga	195	19.3	21
9.	Randstad Canada	Oakville	189	21.9	21
10.	Walmart Canada	City of Mississauga	152	25.0	21
11.	Randstad Canada	Burlington	149	25.4	24
12.	Trillium Health Partners	City of Mississauga	141	19.9	21
13.	ROGERS COMMUNICATIONS	City of Brampton	141	16.7	15
14.	Breakaway Staff	City of Mississauga	136	9.4	8
15.	Breakaway Staff	City of Brampton	118	9.0	8
16.	Michael Page CA	City of Mississauga	111	13.3	15
17.	Rogers Communications Canada Inc.	City of Brampton	99	15.2	15
18.	City of Brampton	City of Brampton	96	18.0	15
19.	S.i. Systems	City of Mississauga	92	5.5	3
20.	Loblaw	City of Brampton	90	7.8	5
21.	Procom	City of Mississauga	85	14.3	9
22.	CHARGER LOGISTICS	City of Brampton	83	14.7	21
23.	AMAZON	Town of Caledon	80	9.5	3
24.	Breakaway Staffing	City of Brampton	79	21.5	21
25.	Robert Half	City of Mississauga	79	23.4	21
26.	Randstad Canada	Milton	78	25.5	21
27.	Halton Healthcare Services	Oakville	78	20.4	21
28.	AppleOne	Burlington	77	17.9	21
29.	Michael Page	City of Mississauga	76	39.6	39
30.	Compass Group	City of Mississauga	75	10.6	5
31.	qoeasy	City of Mississauga	74	13.3	11

OCCUPATIONS BY 4-DIGIT NOC, SKILL LEVEL FREQUENCY & DURATION

What jobs are hard to fill and in-demand?

	4-DIGIT NOC CODE	4-DIGIT NOC LABEL	OCCUPATION'S SKILL LEVEL	POSTING COUNT	AVG POSTING LENGTH IN DAYS	MEDIAN POSTING LENGTH IN DAYS
1.	7452	Material handlers	NOC Skill Level C	4,013	18.7	21
2.	6421	Retail salespersons	NOC Skill Level C	2,846	18.4	21
3.	7511	Transport truck drivers	NOC Skill Level C	1,392	19.1	15
4.	6552	Other customer and information services representatives	NOC Skill Level C	1,207	17.1	16
5.	1221	Administrative officers	NOC Skill Level B	1,192	21.4	21
6.	6711	Food counter attendants, kitchen helpers and related support occupations	NOC Skill Level D	1,089	18.9	21
7.	6322	Cooks	NOC Skill Level B	969	25.3	21
8.	621	Retail and wholesale trade managers	NOC Skill Level A	778	19.9	21
9.	1241	Administrative assistants	NOC Skill Level B	674	24.4	21
10.	7514	Delivery and courier service drivers	NOC Skill Level C	635	18.9	21
11.	4412	Home support workers, housekeepers and related occupations	NOC Skill Level C	528	24.1	21
12.	7321	Automotive service technicians, truck and bus mechanics and mechanical repairers	NOC Skill Level B	507	21.0	21
13.	1223	Human resources and recruitment officers	NOC Skill Level B	504	19.6	21
14.	6731	Light duty cleaners	NOC Skill Level D	495	20.8	21
15.	6513	Food and beverage servers	NOC Skill Level C	485	20.3	21
16.	1414	Receptionists	NOC Skill Level C	476	19.7	21
17.	1521	Shippers and receivers	NOC Skill Level C	419	19.4	21
18.	6733	Janitors, caretakers and building superintendents	NOC Skill Level D	402	21.2	21
19.	6231	Insurance agents and brokers	NOC Skill Level B	391	18.0	20
20.	1311	Accounting technicians and bookkeepers	NOC Skill Level B	381	28.6	21
21.	6611	Cashiers	NOC Skill Level D	372	17.8	20
22.	3012	Registered nurses and registered psychiatric nurses	NOC Skill Level A	365	40.2	22
23.	4216	Other instructors	NOC Skill Level B	331	19.2	21
24.	1525	Dispatchers	NOC Skill Level C	328	19.4	15
25.	1411	General office support workers	NOC Skill Level C	307	19.0	15
26.	1431	Accounting and related clerks	NOC Skill Level C	290	19.8	21
27.	124	Advertising, marketing and public relations managers	NOC Skill Level A	283	21.7	21
28.	7611	Construction trades helpers and labourers	NOC Skill Level D	260	18.3	16
29.	1122	Professional occupations in business management consulting	NOC Skill Level A	259	17.7	16

MULTILINGUAL JOB POSTINGS BY THE NUMBERS

ACTIVE POSTINGS

3,843

NEW POSTINGS

0

COMPANIES

1,271

UNIQUE LANGUAGES

11

OF DAYS POSTED

AVERAGE

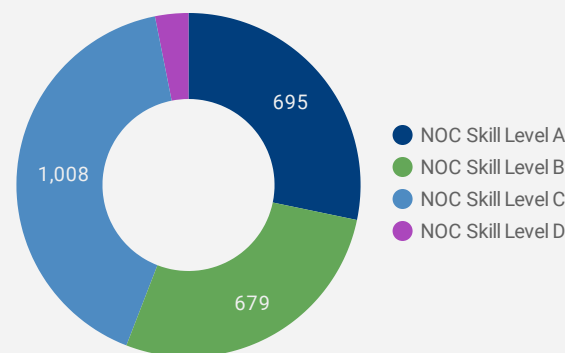
18.6

MEDIAN

21

MULTILINGUAL JOB POSTINGS BY SKILL LEVEL

What language skills are employers looking for by occupational skill level?



695

Skill Level A - Management/ Professional Occupations usually requiring University

679

Skill Level B - Usually college education or apprenticeship training

1,008

Skill Level C - Usually secondary education or occupation-specific training

77

Skill Level D - Usually on-the-job training

JOB POSTINGS BY LANGUAGE SKILL

How many job postings require specific language skills?

Arabic Language Jobs

29

African Dialect Language Jobs

0

Cantonese Language Jobs

65

Chinese Language Jobs

80

French Language Jobs

1,677

German Language Jobs

102

Italian Language Jobs

97

Japanese Language Jobs

36

Mandarin Language Jobs

52

Portuguese Language Jobs

0

Punjabi Language Jobs

151

Spanish Language Jobs

57

Thai Language Jobs

0

African Dialect Language Jobs

0

MULTILINGUAL HIRING EMPLOYERS

Which employers are seeking multilingual candidates?

	COMPANY	POSTINGS
1.	Bell	268
2.	Trillium Health Partners	139
3.	Peel District School Board	93
4.	Randstad Canada	68
5.	Evertz Microsystems	53
6.	BELL MOBILITY/BELL MOBILIT	46
7.	Bell Canada	45
8.	Farm Boy	43
9.	Evertz Microsystems Limited	43
10.	BTRUST INTERNATIONAL TRADING	34
11.	FedEx Express Canada	33
12.	BELL BUSINESS MARKETS	31
13.	FedEx Express	31
14.	FEDEX	24
15.	La Source	24
16.	HGS - Canada	23
17.	Farm Boy Inc	22

1 - 50 / 1271



MULTILINGUAL JOB DEMAND BY 4-DIGIT NOC

What occupations seek Language Skills?

4 DIGIT NOC NAME	FRENCH ...	AFRICAN	ARABIC	CANTONESE	CHINESE	GERMAN	ITALIAN	JAPANESE	MANDARIN	PORTUGUESE	PUNJABI	SPANISH	THAI	VIETNAMESE
1. Retail salespersons	2...	0	1	9	2	9	3	2	3	0	...	2	0	0
2. Other customer and information services representatives	2...	0	1	3	1	0	0	0	2	0	5	...	0	0
3. Retail and wholesale trade managers	66	0	0	0	3	1	0	0	1	0	1	1	0	0
4. Administrative officers	62	0	0	1	0	9	2	0	4	0	...	4	0	0
5. Human resources and recruitment officers	55	0	0	0	2	1	0	0	0	0	1	0	0	0
6. School principals and administrators of elementary and secondary education	48	0	0	0	0	0	0	0	0	0	0	0	0	0
7. Professional occupations in advertising, marketing and public relations	36	0	0	2	6	0	0	1	0	0	0	0	0	1
8. Other financial officers	33	0	1	1	0	0	0	0	2	0	0	0	0	0
9. Social and community service workers	28	0	1	0	0	0	0	0	0	0	3	0	0	0
10. Material handlers	27	0	0	2	6	3	2	0	2	0	1	2	0	0
11. User support technicians	26	0	1	0	0	0	0	0	0	0	0	0	0	0
12. Professional occupations in business management consulting	26	0	0	0	0	1	0	0	0	0	0	1	0	0
13. Corporate sales managers	26	0	1	0	0	1	0	0	4	0	0	0	0	0
14. Collectors	25	0	0	0	0	0	0	0	0	0	0	0	0	0
15. Advertising, marketing and public relations managers	24	0	0	0	3	1	0	0	0	0	1	0	0	0
16. Delivery and courier service drivers	22	0	0	1	1	0	1	0	0	0	5	0	0	0
17. Human resources professionals	21	0	0	0	0	0	0	0	0	0	0	1	0	0
18. Other instructors	19	0	0	0	0	1	0	0	1	0	0	0	0	0
19. General office support workers	19	0	0	1	0	0	0	0	0	0	8	0	0	0
20. Insurance agents and brokers	17	0	0	5	1	0	1	0	3	0	0	2	0	0
21. Architects	17	0	0	0	0	6	0	0	0	0	0	0	0	0
22. Financial and investment analysts	17	0	0	0	2	0	0	0	0	0	0	1	0	0
23. Financial auditors and accountants	16	0	0	0	0	3	0	0	1	0	2	0	0	0
24. Business development officers and marketing researchers and consultants	16	0	0	1	1	3	0	0	2	0	0	0	0	0

JOB POSTINGS BY 2-DIGIT NOC, SKILL LEVEL FREQUENCY & DURATION

What jobs are hard to fill and in-demand?

	2-DIGIT NOC CODE	2-DIGIT NOC LABEL	OCCUPATION'S SKILL LEVEL	POSTING COUNT	AVG POSTING LENGTH IN DAYS	MEDIAN POSTING LENGTH IN DAYS
1.	74	Other installers, repairers and servicers and material handlers	NOC Skill Level C	4,082	18.8	21
2.	12	Administrative and financial supervisors and administrative occupations	NOC Skill Level B	3,161	21.9	21
3.	64	Sales representatives and salespersons - wholesale and retail trade	NOC Skill Level C	2,848	18.5	21
4.	65	Service representatives and other customer and personal services occupations	NOC Skill Level C	2,487	18.5	21
5.	75	Transport and heavy equipment operation and related maintenance occupations	NOC Skill Level C	2,209	19.2	15
6.	67	Service support and other service occupations, n.e.c.	NOC Skill Level D	2,203	19.8	21
7.	63	Service supervisors and specialized service occupations	NOC Skill Level B	1,761	25.9	21
8.	14	Office support occupations	NOC Skill Level C	1,500	18.9	21
9.	11	Professional occupations in business and finance	NOC Skill Level A	1,354	19.3	19
10.	21	Professional occupations in natural and applied sciences	NOC Skill Level A	1,230	19.3	15
11.	06	Middle management occupations in retail and wholesale trade and customer services	NOC Skill Level A	1,230	20.9	21
12.	72	Industrial, electrical and construction trades	NOC Skill Level B	1,206	25.2	21
13.	15	Distribution, tracking and scheduling co-ordination occupations	NOC Skill Level C	1,097	19.3	21
14.	01	Senior managers - construction, transportation, production and utilities	NOC Skill Level A	904	24.9	21
15.	62	Retail sales supervisors and specialized sales occupations	NOC Skill Level B	847	19.7	21
16.	73	Maintenance and equipment operation trades	NOC Skill Level B	819	23.2	21
17.	42	Paraprofessional occupations in legal, social, community and education services	NOC Skill Level B	676	19.8	21
18.	22	Technical occupations related to natural and applied sciences	NOC Skill Level B	671	21.8	21
19.	66	Sales support occupations	NOC Skill Level D	643	17.0	15
20.	44	Care providers and educational, legal and public protection support occupations	NOC Skill Level C	638	28.2	21
21.	32	Technical occupations in health	NOC Skill Level B	635	21.6	21
22.	13	Finance, insurance and related business administrative occupations	NOC Skill Level B	495	26.3	21
23.	41	Professional occupations in law and social, community and government services	NOC Skill Level A	397	23.7	21
24.	34	Assisting occupations in support of health services	NOC Skill Level C	377	20.4	21
25.	30	Professional occupations in nursing	NOC Skill Level A	365	40.2	22
26.	31	Professional occupations in health (except nursing)	NOC Skill Level A	342	22.7	21
27.	07	Managers in customer and personal services, n.e.c.	NOC Skill Level A	300	24.2	21

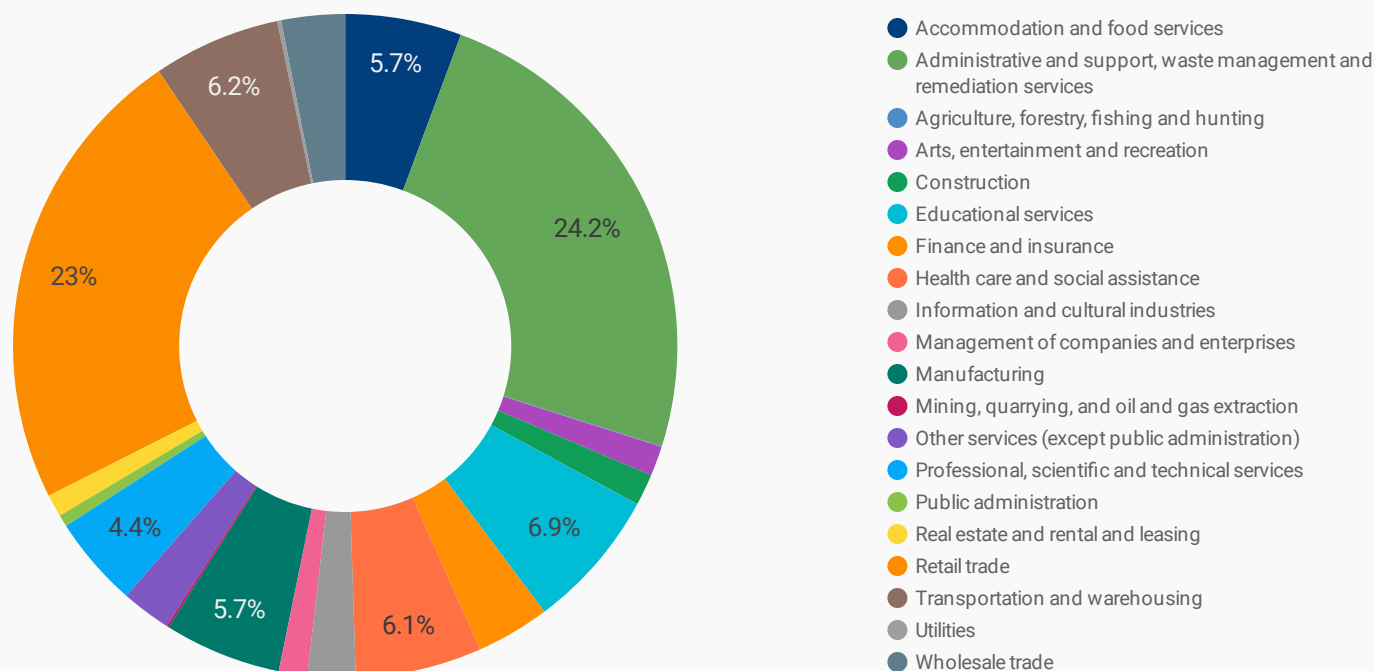
JOB POSTINGS BY 3-DIGIT NOC, SKILL LEVEL FREQUENCY & DURATION

What jobs are hard to fill and in-demand?

	3-DIGIT NOC CODE	3-DIGIT NOC LABEL	OCCUPATION'S SKILL LEVEL	POSTING COUNT	AVG POSTING LENGTH IN DAYS	MEDIAN POSTING LENGTH IN DAYS
1.	745	Longshore workers and material handlers	NOC Skill Level C	4,013	18.7	21
2.	642	Retail salespersons	NOC Skill Level C	2,846	18.4	21
3.	751	Motor vehicle and transit drivers	NOC Skill Level C	2,071	19.1	15
4.	122	Administrative and regulatory occupations	NOC Skill Level B	2,016	21.0	21
5.	655	Customer and information services representatives	NOC Skill Level C	1,210	17.1	16
6.	632	Chefs and cooks	NOC Skill Level B	1,151	25.5	21
7.	671	Food counter attendants, kitchen helpers and related support occupations	NOC Skill Level D	1,089	18.9	21
8.	673	Cleaners	NOC Skill Level D	1,076	20.7	21
9.	152	Supply chain logistics, tracking and scheduling co-ordination occupations	NOC Skill Level C	1,008	19.6	21
10.	124	Office administrative assistants - general, legal and medical	NOC Skill Level B	831	23.7	21
11.	651	Occupations in food and beverage service	NOC Skill Level C	807	20.6	21
12.	141	General office workers	NOC Skill Level C	802	19.4	21
13.	062	Retail and wholesale trade managers	NOC Skill Level A	778	19.9	21
14.	217	Computer and information systems professionals	NOC Skill Level A	731	19.1	15
15.	111	Auditors, accountants and investment professionals	NOC Skill Level A	720	19.2	17
16.	421	Paraprofessional occupations in legal, social, community and education services	NOC Skill Level B	676	19.8	21
17.	441	Home care providers and educational support occupations	NOC Skill Level C	638	28.2	21
18.	112	Human resources and business service professionals	NOC Skill Level A	634	19.3	21
19.	732	Automotive service technicians	NOC Skill Level B	551	21.7	21
20.	143	Financial, insurance and related administrative support workers	NOC Skill Level C	537	18.7	21
21.	131	Finance, insurance and related business administrative occupations	NOC Skill Level B	495	26.3	21
22.	623	Insurance, real estate and financial sales occupations	NOC Skill Level B	461	18.1	19
23.	012	Senior managers - construction, transportation, production and utilities	NOC Skill Level A	404	21.5	21
24.	321	Medical technologists and technicians (except dental health)	NOC Skill Level B	389	21.4	21
25.	341	Assisting occupations in support of health services	NOC Skill Level C	377	20.4	21
26.	661	Cashiers	NOC Skill Level D	372	17.8	20
27.	011	Senior managers - construction, transportation, production and utilities	NOC Skill Level A	365	22.0	21

TOP HIRING SECTORS BY 2-DIGIT NAICS

What sectors are hiring?



	2-DIGIT NAICS CODE	2-DIGIT NAICS LABEL	POSTING COUNT ▾	AVG POSTING LENGTH IN DAYS	MEDIAN POSTING LENGTH IN DAYS
1.	56	Administrative and support, waste management and remediation services	3,944	20.7	21
2.	44-45	Retail trade	3,514	17.1	16
3.	62	Health care and social assistance	1,120	30.4	21
4.	72	Accommodation and food services	1,017	25.4	21
5.	48-49	Transportation and warehousing	1,013	18.4	21
6.	31-33	Manufacturing	941	21.8	21
7.	61	Educational services	770	8.0	4
8.	54	Professional, scientific and technical services	755	20.3	21
9.	52	Finance and insurance	555	17.6	18
10.	41	Wholesale trade	492	19.8	21
11.	81	Other services (except public administration)	418	20.4	21
12.	51	Information and cultural industries	381	17.5	16
13.	23	Construction	275	23.8	21
14.	55	Management of companies and enterprises	241	23.6	21
15.	71	Arts, entertainment and recreation	228	20.9	21
16.	53	Real estate and rental and leasing	179	21.1	21
17.	91	Public administration	95	18.7	21
18.	22	Utilities	31	20.9	21
19.	21	Mining, quarrying, and oil and gas extraction	20	14.7	15
20.	11	Agriculture, forestry, fishing and hunting	8	43.5	18

TOP HIRING SECTORS BY 3-DIGIT NAICS

What sectors are hiring?

	3-DIGIT NAICS CODE	3-DIGIT NAICS LABEL	POSTING COUNT ▼	AVG POSTING LENGTH IN DAYS	MEDIAN POSTING LENGTH IN DAYS
1.	561	Administrative and support services	3,883	20.7	21
2.	722	Food services and drinking places	987	25.6	21
3.	621	Ambulatory health care services	821	35.1	21
4.	611	Educational services	770	8.0	4
5.	541	Professional, scientific and technical services	755	20.3	21
6.	445	Food and beverage stores	614	19.4	21
7.	448	Clothing and clothing accessories stores	510	20.1	21
8.	452	General merchandise stores	482	10.0	9
9.	493	Warehousing and storage	468	14.9	20
10.	522	Credit intermediation and related activities	439	17.1	16
11.	453	Miscellaneous store retailers	417	19.4	20
12.	443	Electronics and appliance stores	390	17.4	16
13.	517	Telecommunications	302	16.9	15
14.	484	Truck transportation	294	21.5	21
15.	446	Health and personal care stores	286	16.8	15
16.	442	Furniture and home furnishings stores	281	18.8	21
17.	444	Building material and garden equipment and supplies dealers	268	12.0	11
18.	551	Management of companies and enterprises	241	23.6	21
19.	713	Amusement, gambling and recreation industries	208	20.7	21
20.	441	Motor vehicle and parts dealers	207	20.0	21
21.	238	Specialty trade contractors	156	24.3	21
22.	811	Repair and maintenance	147	26.1	21
23.	488	Support activities for transportation	142	26.7	21
24.	812	Personal and laundry services	139	17.6	15
25.	623	Nursing and residential care facilities	137	19.8	21
26.	624	Social assistance	134	18.2	20
27.	813	Religious, grant-making, civic, and professional and similar organizations	132	18.8	21
28.	417	Machinery, equipment and supplies merchant wholesalers	128	21.1	21
29.	311	Food manufacturing	120	21.4	21
30.	532	Rental and leasing services	119	21.2	21
31.	325	Chemical manufacturing	118	21.7	21
32.	332	Fabricated metal product manufacturing	114	24.5	21

TOP HIRING SECTORS BY 4-DIGIT NAICS

What sectors are hiring?

	4-DIGIT NAICS CODE	4-DIGIT NAICS LABEL	POSTING COUNT ▾	AVG POSTING LENGTH IN DAYS	MEDIAN POSTING LENGTH IN DAYS
1.	5613	Employment services	3,713	20.8	21
2.	7225	Full-service restaurants and limited-service eating places	913	26.0	21
3.	6117	Educational support services	639	5.4	3
4.	4451	Grocery stores	486	18.5	21
5.	4931	Warehousing and storage	468	14.9	20
6.	4521	Department stores	444	9.7	9
7.	6211	Offices of physicians	441	47.3	30
8.	4481	Clothing stores	436	20.2	21
9.	5221	Depository credit intermediation	405	17.0	16
10.	4431	Electronics and appliance stores	390	17.4	16
11.	5179	Other telecommunications	287	16.7	15
12.	4461	Health and personal care stores	286	16.8	15
13.	4841	General freight trucking	264	21.5	21
14.	4441	Building material and supplies dealers	258	11.5	10
15.	5511	Management of companies and enterprises	241	23.6	21
16.	4539	Other miscellaneous store retailers	230	17.0	15
17.	7139	Other amusement and recreation industries	207	20.7	21
18.	5413	Architectural, engineering and related services	194	19.2	17
19.	4411	Automobile dealers	174	19.9	21
20.	4422	Home furnishings stores	173	17.7	21
21.	4532	Office supplies, stationery and gift stores	166	22.2	21
22.	5416	Management, scientific and technical consulting services	156	24.8	21
23.	6213	Offices of other health practitioners	128	25.5	21
24.	5417	Scientific research and development services	128	19.1	16
25.	6212	Offices of dentists	122	19.6	21
26.	4452	Specialty food stores	119	23.2	21
27.	8111	Automotive repair and maintenance	111	23.9	21
28.	4421	Furniture stores	108	20.6	21
29.	8121	Personal care services	108	17.4	15
30.	5419	Other professional, scientific and technical services	90	19.7	21
31.	4885	Freight transportation arrangement	87	27.8	21
32.	6233	Community care facilities for the elderly	83	19.9	21

TOP HIRING SECTORS BY 5-DIGIT NAICS CODE

What sectors are hiring?

	5-DIGIT NAICS CODE	5-DIGIT NAICS LABEL	POSTING COUNT ▼	AVG POSTING LENGTH IN DAYS	MEDIAN POSTING LENGTH IN DAYS
1.	56131	Employment placement agencies and executive search services	3,584	20.8	21
2.	72251	Full-service restaurants and limited-service eating places	913	26.0	21
3.	61171	Educational support services	639	5.4	3
4.	44511	Supermarkets and other grocery (except convenience) stores	467	18.6	21
5.	45211	Department stores	444	9.7	9
6.	62111	Offices of physicians	441	47.3	30
7.	52211	Banking	403	17.0	16
8.	44314	Electronics and appliance stores	390	17.4	16
9.	51791	Other telecommunications	287	16.7	15
10.	49311	General warehousing and storage	282	18.0	21
11.	55111	Management of companies and enterprises	241	23.6	21
12.	45399	All other miscellaneous store retailers	184	16.3	15
13.	49319	Other warehousing and storage	180	10.3	4
14.	71394	Fitness and recreational sports centres	166	21.4	21
15.	45321	Office supplies and stationery stores	162	22.2	21
16.	54133	Engineering services	161	19.1	15
17.	44229	Other home furnishings stores	161	17.5	21
18.	44111	New car dealers	156	19.5	21
19.	48411	General freight trucking, local	145	19.5	21
20.	44411	Home centres	136	9.5	8
21.	44619	Other health and personal care stores	134	13.9	15
22.	56132	Temporary help services	129	19.6	21
23.	54171	Research and development in the physical, engineering and life sciences	126	19.3	16
24.	44819	Other clothing stores	125	20.2	20
25.	44814	Family clothing stores	122	22.5	21
26.	62121	Offices of dentists	122	19.6	21
27.	48412	General freight trucking, long distance	119	24.1	21
28.	54161	Management consulting services	115	27.9	21
29.	44211	Furniture stores	108	20.6	21
30.	44529	Other specialty food stores	107	21.3	21
31.	44413	Hardware stores	98	12.8	15
32.	48851	Freight transportation arrangement	87	27.8	21

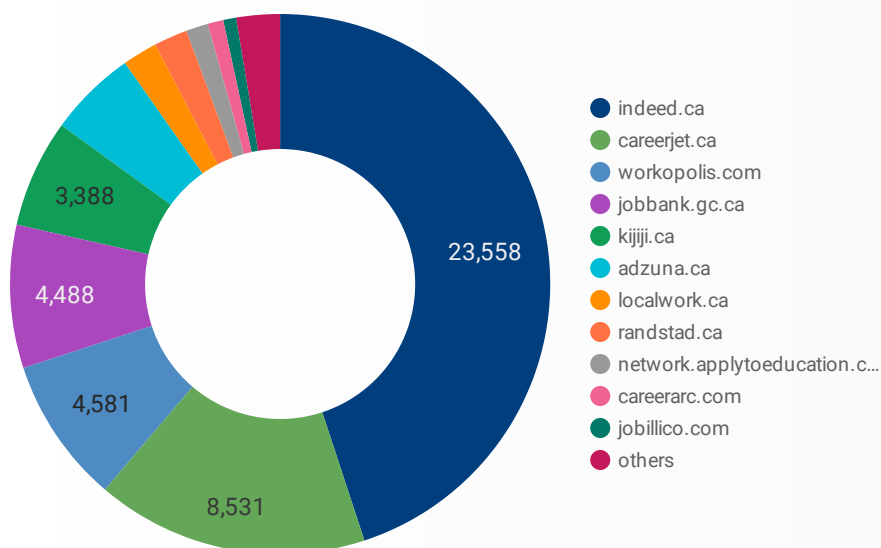
TOP HIRING SECTORS BY 6-DIGIT NAICS CODE

What sectors are hiring?

	6-DIGIT NAICS CODE	6-DIGIT NAICS LABEL	POSTING COUNT ▼	AVG POSTING LENGTH IN DAYS	MEDIAN POSTING LENGTH IN DAYS
1.	561310	Employment placement agencies and executive search services	3,584	20.8	21
2.	611710	Educational support services	639	5.4	3
3.	722511	Full-service restaurants	566	28.5	21
4.	445110	Supermarkets and other grocery (except convenience) stores	467	18.6	21
5.	452110	Department stores	444	9.7	9
6.	621110	Offices of physicians	441	47.3	30
7.	443143	Appliance, television and other electronics stores	366	17.2	16
8.	722512	Limited-service eating places	347	22.0	21
9.	517919	All other telecommunications	287	16.7	15
10.	493110	General warehousing and storage	282	18.0	21
11.	551114	Head offices	241	23.6	21
12.	522112	Corporate and institutional banking industry	225	17.8	16
13.	453999	All other miscellaneous store retailers (except beer and wine-making supplies stores)	184	16.3	15
14.	493190	Other warehousing and storage	180	10.3	4
15.	522111	Personal and commercial banking industry	178	16.1	16
16.	713940	Fitness and recreational sports centres	166	21.4	21
17.	453210	Office supplies and stationery stores	162	22.2	21
18.	541330	Engineering services	161	19.1	15
19.	442298	All other home furnishings stores	161	17.5	21
20.	441110	New car dealers	156	19.5	21
21.	484110	General freight trucking, local	145	19.5	21
22.	444110	Home centres	136	9.5	8
23.	446199	All other health and personal care stores	132	13.8	15
24.	561320	Temporary help services	129	19.6	21
25.	541710	Research and development in the physical, engineering and life sciences	126	19.3	16
26.	448199	All other clothing stores	125	20.2	20
27.	621210	Offices of dentists	122	19.6	21
28.	448140	Family clothing stores	122	22.5	21
29.	442110	Furniture stores	108	20.6	21
30.	444130	Hardware stores	98	12.8	15
31.	488519	Other freight transportation arrangement	86	27.8	21
32.	448120	Women's clothing stores	84	18.3	21

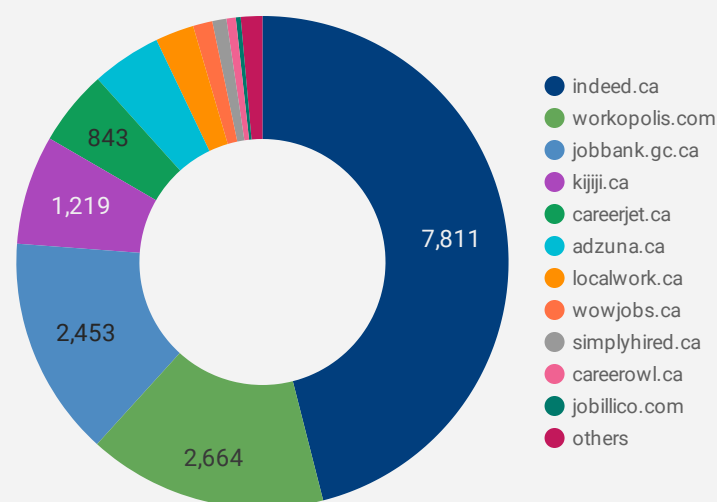
JOB POSTINGS BY JOB BOARD

What share of unique job postings appear on each job board?



COMPANIES BY JOB BOARD

What share of unique job postings appear on each job board?



JOB POSTING DETAILS BY JOB BOARD

How does job posting activity differ by job board?

	JOB BOARD	POSTING COUNT	AVG POSTING LENGTH IN DAYS	MEDIAN POSTING LENGTH IN DAYS	# OF COMPANIES
1.	indeed.ca	23,558	21.5	21	7,811
2.	careerjet.ca	8,531	16.7	11	843
3.	workopolis.com	4,581	15.2	15	2,664
4.	jobbank.gc.ca	4,488	35.9	21	2,453
5.	kijiji.ca	3,388	15.2	15	1,219
6.	adzuna.ca	2,757	15.2	15	776
7.	localwork.ca	1,096	9.8	5	431
8.	randstad.ca	1,053	28.4	25	1
9.	network.applytoeducation.com	695	4.2	3	14
10.	careerarc.com	491	23.4	19	36
11.	jobillico.com	404	23.4	18	54
12.	wowjobs.ca	292	16.2	16	216
13.	simplyhired.ca	203	15.8	16	158
14.	aboriginaljobboard.ca	180	98.2	100	50
15.	careerowl.ca	161	63.7	64	104
16.	careerbuilder.ca	125	11.6	6	23
17.	retail.ca	82	27.2	14	22