

JOB DEMAND REPORT

JUNE 2021

Job posting data collected by the Peel Halton Workforce Development Group from job boards and employer websites who recruit candidates in Peel Region, Halton Region and Caledon County.

HIGHLIGHTS

JOB POSTINGS BY THE NUMBERS

TOTAL ACTIVE	NEW THIS MONTH	COMPANIES	JOB BOARDS
39,670	25,142	11,978	31

OF DAYS POSTED

AVERAGE	MEDIAN
20.9	22

REPORT BUILDER

The default filter selection below will show all job demand data for the month. You can use the filters to create a customized report for the purpose of understanding a subset of the data.

OCCUPATION FILTERS

SKILL TYPE NAME / 1-DIGIT NATIONAL OC... ▼

MAJOR GROUP / 2-DIGIT NATIONAL OCCU... ▼

MINOR GROUP / 3-DIGIT NATIONAL OCCUP... ▼

UNIT GROUP / 4-DIGIT NATIONAL OCCUPA... ▼

SKILL LEVEL ▼

JOB TYPE ▼

JOB DURATION ▼

ADDITIONAL LANGUAGE ▼

QUICK FIND ▼

INDUSTRY/SECTOR FILTERS

HIRING SECTOR BY 2-DIGIT NAICS CODE ▼

HIRING SECTOR BY 3-DIGIT NAICS CODE ▼

HIRING SECTOR BY 4-DIGIT NAICS CODE ▼

HIRING SECTOR BY 5-DIGIT NAICS CODE ▼

HIRING SECTOR BY 6-DIGIT NAICS CODE ▼

OTHER FILTERS

REGION ▼

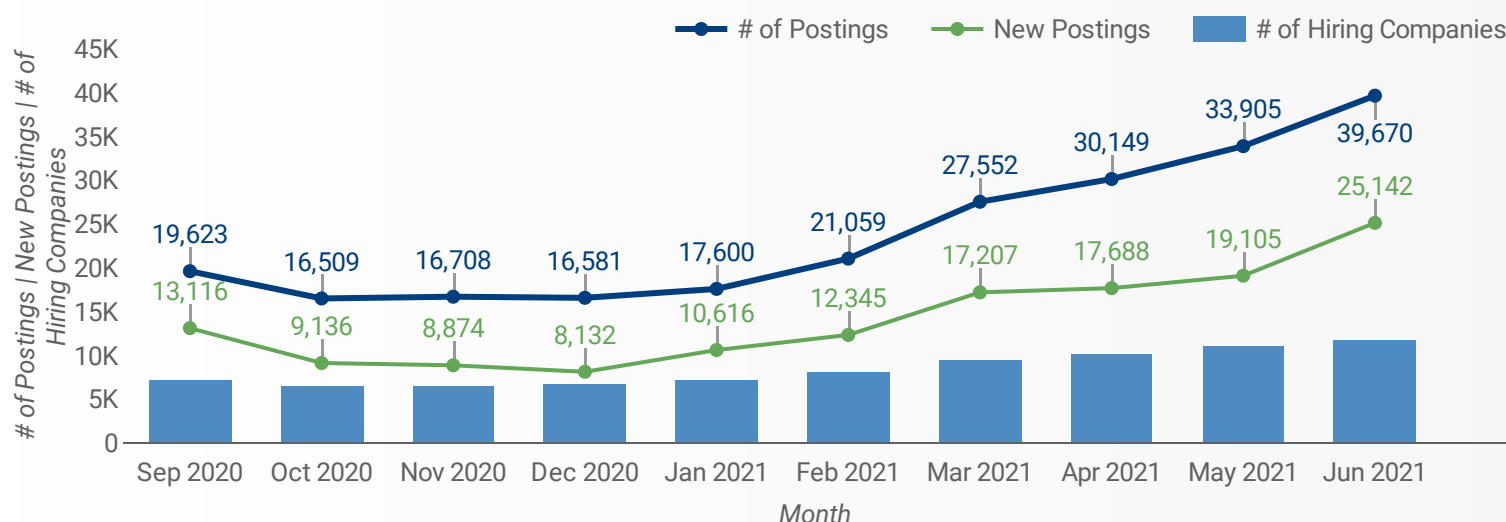
MUNICIPALITY ▼

JOB BOARD ▼

NOC = National Occupation Classification | NAICS = North American Industry Classification System

JOB POSTINGS BY MONTH

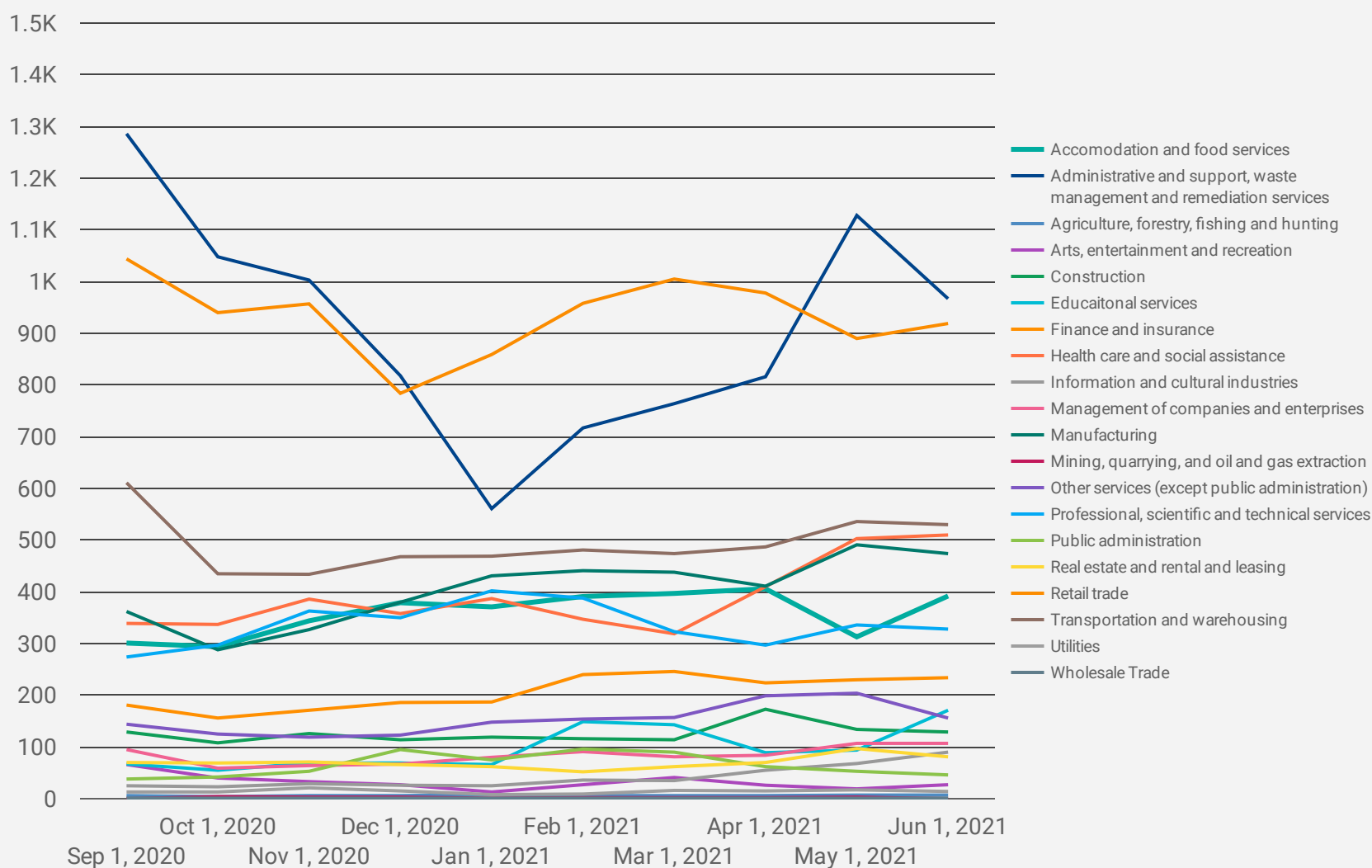
How many job postings were active for at least 1 day this month?



NOTE: This graph cannot be filtered using the controls on the cover page

JOB POSTINGS BY SECTOR BY MONTH FOR PEEL & HALTON

How many job postings were active for at least 1 day this month?



NOTE: This graph cannot be filtered using the controls on the cover page

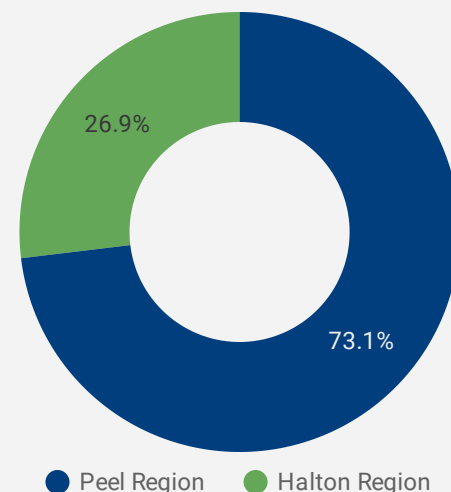
JOB POSTINGS BY MUNICIPALITY

Where are job opportunities being offered?

	MUNICIPALITY	POSTING COUNT	AVG POSTING LENGTH IN DAYS	MEDIAN POSTING LENGTH IN DAYS
1.	City of Mississauga	17,910	20.8	22
2.	City of Brampton	9,287	20.9	21
3.	Oakville	4,110	21.4	22
4.	Burlington	4,022	20.4	22
5.	Milton	1,902	20.9	22
6.	Town of Caledon	1,740	21.0	16
7.	Halton Hills	617	20.4	21

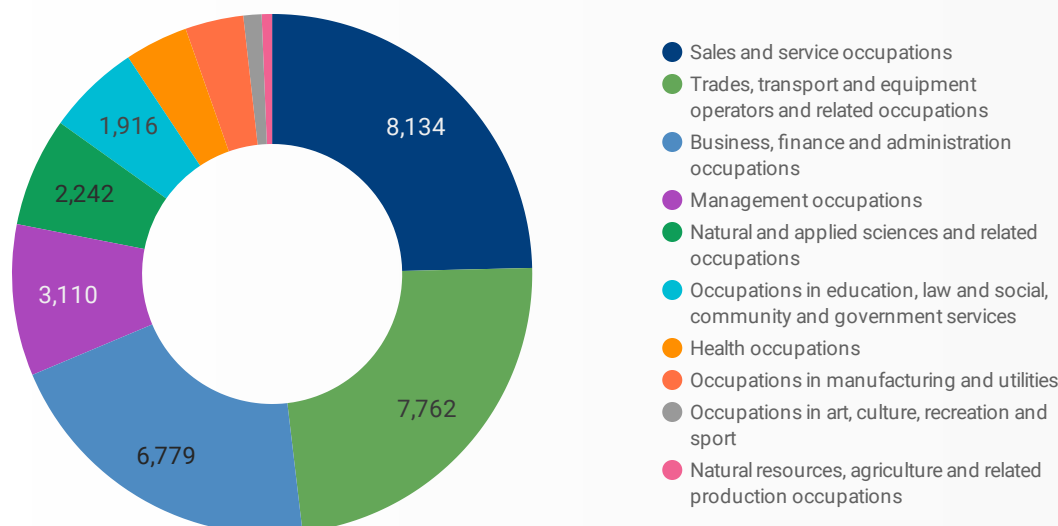
BY REGION

Job Postings by Region



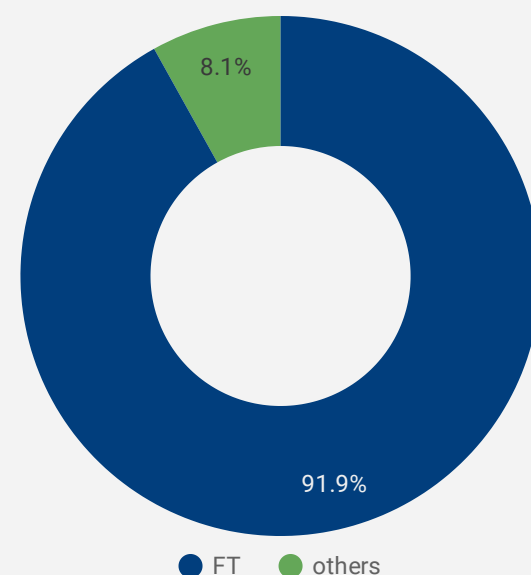
JOB POSTINGS BY SKILL TYPE

What skill type is being recruited?



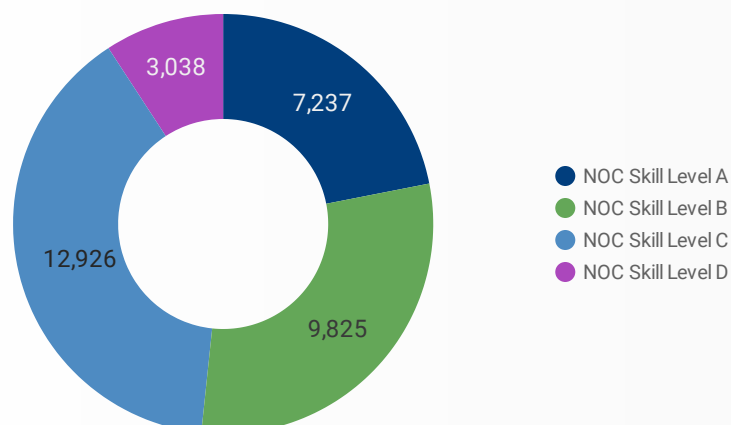
JOB TYPE

Full-time vs Part-time



JOB POSTINGS BY SKILL LEVEL

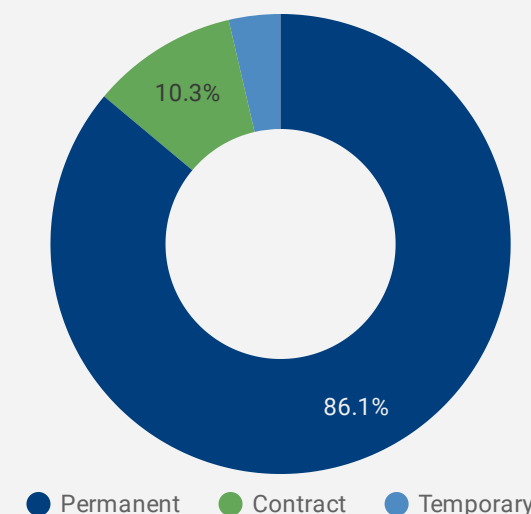
What education do occupations typically require?



Skill Level A = Usually University education | Skill Level B = Usually College education or Apprenticeship training | Skill Level C = Usually Secondary education or occupation-specific training | Skill Level D = Usually on-the-job training

JOB DURATION

Permanency of jobs posted



TOP OCCUPATIONS

What kind of jobs are in-demand?

	4 DIGIT NOC NAME	POSTINGS
1.	Material handlers	2,988
2.	Retail salespersons	1,881
3.	Transport truck drivers	1,497
4.	Other customer and information services representatives	979
5.	Administrative officers	846
6.	Cooks	835
7.	Food counter attendants, kitchen helpers and related support occupations	779
8.	Retail and wholesale trade managers	694
9.	Administrative assistants	671
10.	Delivery and courier service drivers	638
11.	Home support workers, housekeepers and related occupations	475
12.	Human resources and recruitment officers	399
13.	Accounting technicians and bookkeepers	393
14.	Construction trades helpers and labourers	355
15.	Shippers and receivers	350
16.	Automotive service technicians, truck and bus mechanics and mechanical repairers	345
17.	Janitors, caretakers and building superintendents	341
18.	Receptionists	340
19.	Light duty cleaners	328
20.	Information systems analysts and consultants	326
21.	Supervisors, supply chain, tracking and scheduling co-ordination occupations	316
22.	Professional occupations in advertising, marketing and public relations	293
23.	Advertising, marketing and public relations managers	287
24.	Other labourers in processing, manufacturing and utilities	275
25.	Insurance agents and brokers	267
26.	Professional occupations in business management consulting	266
27.	Food and beverage servers	263
28.	Dispatchers	259
29.	Other financial officers	243

TOP EMPLOYERS/AGENCIES

Who is hiring?

	COMPANY	POSTINGS
1.	Kijiji Jobs	1,251
2.	Peel District School Board	485
3.	Randstad	455
4.	Halton Healthcare	229
5.	Bell	171
6.	Walmart Canada	170
7.	Trillium Health Partners	165
8.	Breakaway Staffing	148
9.	Aerotek	144
10.	Loblaw Companies Limited	140
11.	AppleOne	134
12.	ROGERS COMMUNICATIONS	119
13.	Manpower	119
14.	Procom	118
15.	Halton Healthcare Services	114
16.	Shoppers Drug Mart	111
17.	Rogers Communications Canada Inc.	110
18.	Scotiabank	107
19.	Centre for Skills Development	106
20.	TJX Companies, Inc.	105
21.	AMAZON	103
22.	Randstad Canada	102
23.	Home Depot of Canada Inc.	97
24.	McDonald's	96
25.	The Home Depot Canada	87
26.	Recipe Unlimited Corporation	86
27.	UPS inc.	84
28.	University of Toronto	83

OCCUPATIONS BY FREQUENCY & LENGTH OF JOB POSTINGS

What jobs are hard to fill and in-demand?

	4 DIGIT NOC	4 DIGIT NOC NAME	SKILL LEVEL	POSTING COUNT	AVG POSTING LENGTH IN DAYS	MEDIAN POSTING LENGTH IN DAYS
1.	7452	Material handlers	NOC Skill Level C	2,988	19.3	22.23
2.	6421	Retail salespersons	NOC Skill Level C	1,881	18.7	21.23
3.	7511	Transport truck drivers	NOC Skill Level C	1,497	20.0	15.23
4.	6552	Other customer and information services representatives	NOC Skill Level C	979	19.1	22.23
5.	1221	Administrative officers	NOC Skill Level B	846	23.3	22.23
6.	6322	Cooks	NOC Skill Level B	835	23.9	22.23
7.	6711	Food counter attendants, kitchen helpers and related support occupations	NOC Skill Level D	779	18.8	16.23
8.	621	Retail and wholesale trade managers	NOC Skill Level A	694	20.0	21.23
9.	1241	Administrative assistants	NOC Skill Level B	671	29.1	22.23
10.	7514	Delivery and courier service drivers	NOC Skill Level C	638	18.2	16.23
11.	4412	Home support workers, housekeepers and related occupations	NOC Skill Level C	475	26.5	22.23
12.	1223	Human resources and recruitment officers	NOC Skill Level B	399	20.2	22.23
13.	1311	Accounting technicians and bookkeepers	NOC Skill Level B	393	29.2	22.23
14.	7611	Construction trades helpers and labourers	NOC Skill Level D	355	19.5	21.23
15.	1521	Shippers and receivers	NOC Skill Level C	350	18.7	22.23
16.	7321	Automotive service technicians, truck and bus mechanics and mechanical repairers	NOC Skill Level B	345	22.1	16.23
17.	6733	Janitors, caretakers and building superintendents	NOC Skill Level D	341	20.7	22.23
18.	1414	Receptionists	NOC Skill Level C	340	19.5	22.23
19.	6731	Light duty cleaners	NOC Skill Level D	328	20.2	21.23
20.	2171	Information systems analysts and consultants	NOC Skill Level A	326	19.4	21.23
21.	1215	Supervisors, supply chain, tracking and scheduling co-ordination occupations	NOC Skill Level B	316	25.0	22.23
22.	1123	Professional occupations in advertising, marketing and public relations	NOC Skill Level A	293	21.1	22.23
23.	124	Advertising, marketing and public relations managers	NOC Skill Level A	287	21.7	22.23
24.	9619	Other labourers in processing, manufacturing and utilities	NOC Skill Level D	275	21.8	22.23
25.	6231	Insurance agents and brokers	NOC Skill Level B	267	18.6	21.23
26.	1122	Professional occupations in business management consulting	NOC Skill Level A	266	19.8	21.23
27.	6513	Food and beverage servers	NOC Skill Level C	263	18.6	21.23
28.	1525	Dispatchers	NOC Skill Level C	259	21.1	22.23

MULTILINGUAL JOB POSTINGS BY THE NUMBERS

ACTIVE POSTINGS

3,077

NEW POSTINGS

0

COMPANIES

1,244

UNIQUE LANGUAGES

13

OF DAYS POSTED

AVERAGE

19

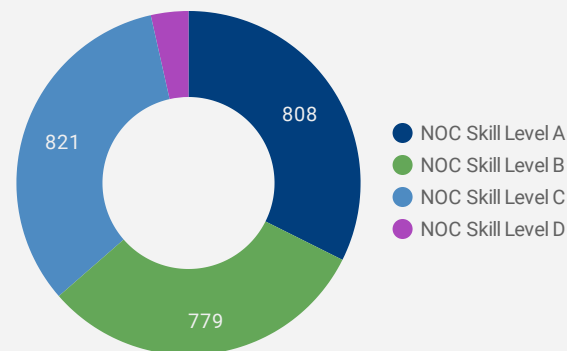
MEDIAN

21

MULTILINGUAL JOB POSTINGS BY SKILL LEVEL

What language skills are employers looking for by occupational skill level?

- 808 Skill Level A - Management/ Professional Occupations usually requiring University
- 779 Skill Level B - Usually college education or apprenticeship training
- 821 Skill Level C - Usually secondary education or occupation-specific training
- 88 Skill Level D - Usually on-the-job training



JOB POSTINGS BY LANGUAGE SKILL

How many job postings require specific language skills?

Arabic Language Jobs

35

African Dialect Language Jobs

0

Cantonese Language Jobs

59

Chinese Language Jobs

95

French Language Jobs

1,821

German Language Jobs

69

Italian Language Jobs

100

Japanese Language Jobs

29

Mandarin Language Jobs

46

Portuguese Language Jobs

0

Punjabi Language Jobs

153

Spanish Language Jobs

72

Thai Language Jobs

0

African Dialect Language Jobs

0

MULTILINGUAL HIRING EMPLOYERS

Which employers are seeking multilingual candidates?

	COMPANY	POSTINGS
1.	Trillium Health Partners	163
2.	Bell	111
3.	Peel District School Board	70
4.	Bell Canada	54
5.	Evertz Microsystems Limited	30
6.	BELL MOBILITY/BELL MOBILIT	26
7.	FedEx Express	25
8.	Kijiji Jobs	25
9.	AmerisourceBergen	24
10.	FedEx Express Canada	23
11.	RBC	22
12.	Randstad	19
13.	Recipe Unlimited Corporation	19
14.	Shoppers Drug Mart	18
15.	Farm Boy Inc.	18
16.	SIEMENS	16
17.	PEEL DISTRICT INTERNATIONAL TRADING	16

MULTILINGUAL JOB DEMAND BY 4-DIGIT NOC

What occupations seek Language Skills?

4 DIGIT NOC NAME		FRENCH	AFRICAN	ARABIC	CANTONESE	CHINESE	GERMAN	ITALIAN	JAPANESE	MANDARIN	PORTUGUESE	PUNJABI	SPANISH	THAI	VIETNAMESE
1.	Other customer and information services representatives	1...	0	2	1	0	0	2	0	2	0	7	...	0	0
2.	Retail salespersons	1...	0	0	7	3	6	1	1	5	0	...	1	0	0
3.	Administrative officers	76	0	0	2	2	4	1	0	0	0	...	2	0	0
4.	Retail and wholesale trade managers	66	0	0	0	1	0	0	2	0	0	1	0	0	0
5.	Human resources and recruitment officers	56	0	0	0	0	0	0	0	0	0	2	2	0	0
6.	Professional occupations in advertising, marketing and public relations	47	0	2	0	5	1	0	0	2	0	3	0	0	0
7.	Professional occupations in business management consulting	44	0	0	0	4	0	0	2	0	0	0	1	0	0
8.	Information systems analysts and consultants	43	0	0	0	0	0	0	0	0	0	0	2	0	0
9.	Advertising, marketing and public relations managers	33	0	0	0	0	0	0	0	1	0	0	0	0	0
10.	User support technicians	31	0	3	0	1	1	0	0	0	0	0	1	0	0
11.	Administrative assistants	30	0	0	0	5	2	0	0	3	0	...	1	0	0
12.	Other financial officers	30	0	0	1	0	1	0	0	2	0	0	2	0	0
13.	Material handlers	28	0	0	2	5	3	0	0	4	0	1	0	0	0
14.	Insurance agents and brokers	27	0	2	5	0	0	0	0	1	0	0	0	0	0
15.	School principals and administrators of elementary and secondary education	25	0	0	0	0	0	0	0	0	0	0	0	0	0
16.	Other instructors	25	0	0	0	0	0	0	0	1	0	3	0	0	0
17.	Business development officers and marketing researchers and consultants	24	0	0	2	1	4	0	0	0	0	0	0	0	0
18.	Human resources professionals	22	0	0	0	0	0	0	0	0	0	1	0	0	0
19.	Financial managers	22	0	0	0	0	0	1	0	1	0	1	0	0	0
20.	Social and community service workers	21	0	0	1	0	0	0	0	0	0	1	0	0	0
21.	Financial and investment analysts	21	0	0	0	0	0	1	0	0	0	0	0	0	0
22.	Medical administrative assistants	21	0	0	2	0	0	0	0	0	0	3	1	0	0
23.	Collectors	21	0	0	0	0	0	0	0	0	0	0	0	0	0
24.	Corporate sales managers	21	0	2	0	1	0	0	0	1	0	0	0	0	0

JOB POSTINGS BY 2-DIGIT NATIONAL OCCUPATION CLASSIFICATION

What jobs are hard to fill and in-demand?

	2 DIGIT NOC	2 DIGIT NOC NAME	SKILL LEVEL	POSTING COUNT	AVG POSTING LENGTH IN DAYS	MEDIAN POSTING LENGTH IN DAYS
1.	74	Other installers, repairers and servicers and material handlers	NOC Skill Level C	3,094	19.5	22
2.	12	Administrative and financial supervisors and administrative occupations	NOC Skill Level B	2,848	24.0	22
3.	75	Transport and heavy equipment operation and related maintenance occupations	NOC Skill Level C	2,334	19.6	15
4.	64	Sales representatives and salespersons - wholesale and retail trade	NOC Skill Level C	1,961	18.8	21
5.	65	Service representatives and other customer and personal services occupations	NOC Skill Level C	1,825	19.0	21
6.	67	Service support and other service occupations, n.e.c.	NOC Skill Level D	1,619	19.5	21
7.	63	Service supervisors and specialized service occupations	NOC Skill Level B	1,485	25.6	22
8.	21	Professional occupations in natural and applied sciences	NOC Skill Level A	1,364	20.3	15
9.	11	Professional occupations in business and finance	NOC Skill Level A	1,307	20.2	22
10.	72	Industrial, electrical and construction trades	NOC Skill Level B	1,240	23.3	22
11.	14	Office support occupations	NOC Skill Level C	1,165	19.7	22
12.	06	Middle management occupations in retail and wholesale trade and customer services	NOC Skill Level A	1,114	21.5	22
13.	01	Senior managers - construction, transportation, production and utilities	NOC Skill Level A	1,020	22.3	22
14.	15	Distribution, tracking and scheduling co-ordination occupations	NOC Skill Level C	915	19.3	22
15.	22	Technical occupations related to natural and applied sciences	NOC Skill Level B	878	22.5	22
16.	62	Retail sales supervisors and specialized sales occupations	NOC Skill Level B	844	21.9	22
17.	73	Maintenance and equipment operation trades	NOC Skill Level B	703	25.0	22
18.	44	Care providers and educational, legal and public protection support occupations	NOC Skill Level C	619	32.6	22
19.	13	Finance, insurance and related business administrative occupations	NOC Skill Level B	544	26.2	22
20.	41	Professional occupations in law and social, community and government services	NOC Skill Level A	541	21.4	22
21.	42	Paraprofessional occupations in legal, social, community and education services	NOC Skill Level B	466	20.3	22
22.	96	Labourers in processing, manufacturing and utilities	NOC Skill Level D	462	21.6	22
23.	32	Technical occupations in health	NOC Skill Level B	454	21.2	22
24.	07	Managers in customer and personal services, n.e.c.	NOC Skill Level A	437	21.0	22
25.	94	Processing and manufacturing machine operators and related production workers	NOC Skill Level C	406	22.1	22
26.	66	Sales support occupations	NOC Skill Level D	400	20.2	22

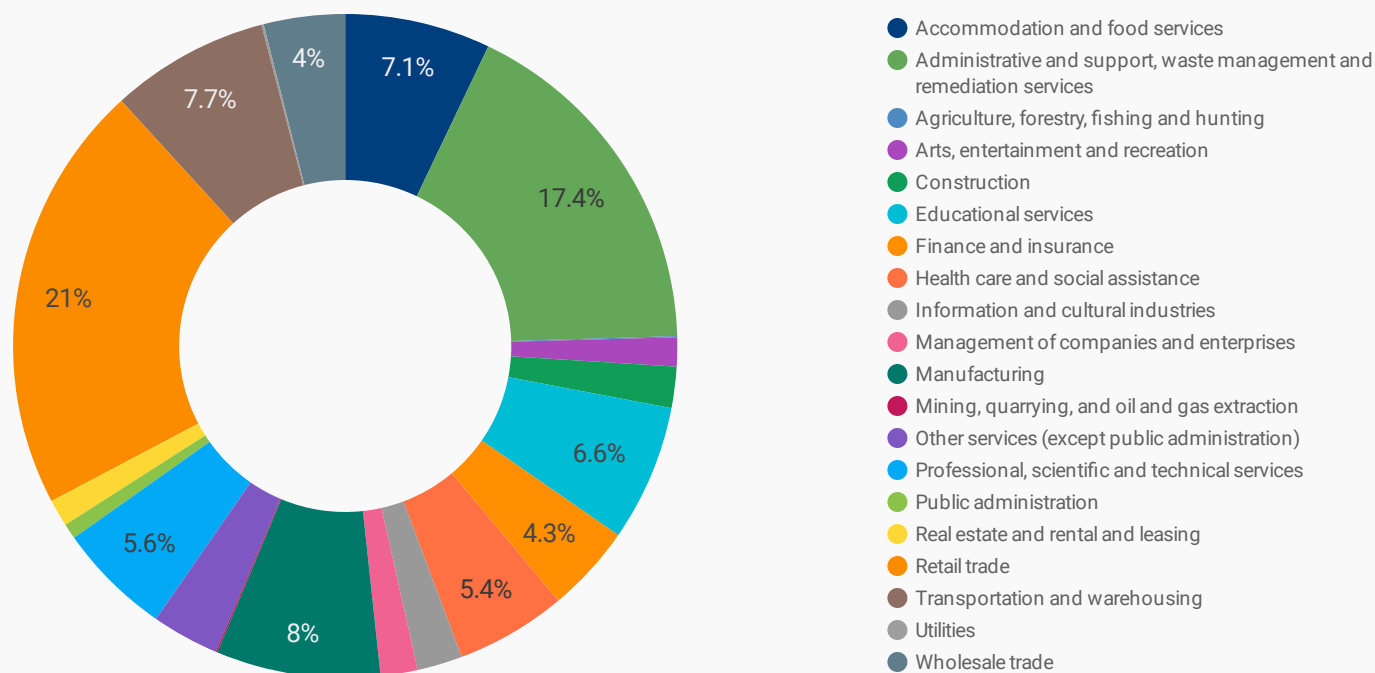
JOB POSTINGS BY 3-DIGIT NATIONAL OCCUPATION CLASSIFICATION

What jobs are hard to fill and in-demand?

	3 DIGIT NOC	3 DIGIT NOC NAME	SKILL LEVEL	POSTING COUNT	AVG POSTING LENGTH IN DAYS	MEDIAN POSTING LENGTH IN DAYS
1.	745	Longshore workers and material handlers	NOC Skill Level C	2,994	19.3	22
2.	751	Motor vehicle and transit drivers	NOC Skill Level C	2,169	19.4	15
3.	642	Retail salespersons	NOC Skill Level C	1,881	18.7	21
4.	122	Administrative and regulatory occupations	NOC Skill Level B	1,557	21.9	22
5.	632	Chefs and cooks	NOC Skill Level B	989	24.2	22
6.	655	Customer and information services representatives	NOC Skill Level C	981	19.1	22
7.	152	Supply chain logistics, tracking and scheduling co-ordination occupations	NOC Skill Level C	862	19.4	22
8.	124	Office administrative assistants - general, legal and medical	NOC Skill Level B	846	27.5	22
9.	217	Computer and information systems professionals	NOC Skill Level A	834	19.8	15
10.	673	Cleaners	NOC Skill Level D	814	20.1	22
11.	671	Food counter attendants, kitchen helpers and related support occupations	NOC Skill Level D	779	18.8	16
12.	112	Human resources and business service professionals	NOC Skill Level A	696	20.3	22
13.	062	Retail and wholesale trade managers	NOC Skill Level A	694	20.0	21
14.	441	Home care providers and educational support occupations	NOC Skill Level C	613	32.7	22
15.	111	Auditors, accountants and investment professionals	NOC Skill Level A	611	20.1	21
16.	141	General office workers	NOC Skill Level C	566	20.0	21
17.	131	Finance, insurance and related business administrative occupations	NOC Skill Level B	544	26.2	22
18.	651	Occupations in food and beverage service	NOC Skill Level C	471	19.0	21
19.	421	Paraprofessional occupations in legal, social, community and education services	NOC Skill Level B	466	20.3	22
20.	961	Labourers in processing, manufacturing and utilities	NOC Skill Level D	462	21.6	22
21.	143	Financial, insurance and related administrative support workers	NOC Skill Level C	439	19.9	22
22.	121	Administrative services supervisors	NOC Skill Level B	427	24.2	22
23.	012	Senior managers - construction, transportation, production and utilities	NOC Skill Level A	414	20.8	22
24.	011	Senior managers - construction, transportation, production and utilities	NOC Skill Level A	394	22.0	22
25.	732	Automotive service technicians	NOC Skill Level B	385	23.7	17
26.	416	Policy and program researchers, consultants and officers	NOC Skill Level A	380	21.8	22
27.	761	Trades helpers and labourers	NOC Skill Level D	372	19.6	21

TOP HIRING SECTORS (2 DIGIT NAICS CODE)

What sectors are hiring?



TOP HIRING SECTORS (2 DIGIT NAICS CODE)		NAICS CODE	POSTING COUNT	AVG POSTING LENGTH IN DAYS	MEDIAN POSTING LENGTH IN DAYS
1.	Retail trade	44-45	2,137	18.8	19.23
2.	Administrative and support, waste management and remediation services	56	1,947	20.9	22.23
3.	Manufacturing	31-33	924	22.7	22.23
4.	Transportation and warehousing	48-49	909	20.5	22.23
5.	Accommodation and food services	72	799	25.0	22.23
6.	Health care and social assistance	62	785	29.8	22.23
7.	Professional, scientific and technical services	54	631	20.5	21.23
8.	Educational services	61	587	6.6	4.23
9.	Finance and insurance	52	465	19.7	21.23
10.	Wholesale trade	41	448	22.8	22.23
11.	Other services (except public administration)	81	353	23.7	22.23
12.	Construction	23	238	21.9	22.23
13.	Information and cultural industries	51	222	16.7	15.23
14.	Management of companies and enterprises	55	206	22.8	22.23
15.	Real estate and rental and leasing	53	150	24.0	22.23
16.	Arts, entertainment and recreation	71	120	21.6	22.23
17.	Public administration	91	86	19.9	22.23
18.	Utilities	22	19	20.1	22.23
19.	Agriculture, forestry, fishing and hunting	11	10	71.2	68.73
20.	Mining, quarrying, and oil and gas extraction	21	5	0	0

TOP HIRING SECTORS (3 DIGIT NAICS CODE)

What sectors are hiring?

	NAICS CODE	TOP HIRING SECTORS (3 DIGIT NAICS CODE)	POSTING COUNT ▼	AVG POSTING LENGTH IN DAYS	MEDIAN POSTING LENGTH IN DAYS
1.	561	Administrative and support services	1,906	20.9	22.23
2.	722	Food services and drinking places	787	24.9	22.23
3.	541	Professional, scientific and technical services	631	20.5	21.23
4.	611	Educational services	587	6.6	4.23
5.	621	Ambulatory health care services	546	35.2	22.23
6.	493	Warehousing and storage	376	17.9	21.23
7.	484	Truck transportation	317	24.0	22.23
8.	522	Credit intermediation and related activities	316	18.0	15.23
9.	445	Food and beverage stores	315	21.0	21.23
10.	443	Electronics and appliance stores	312	18.1	15.23
11.	448	Clothing and clothing accessories stores	264	19.0	16.23
12.	446	Health and personal care stores	248	19.5	21.23
13.	453	Miscellaneous store retailers	239	20.7	22.23
14.	442	Furniture and home furnishings stores	207	17.5	16.23
15.	551	Management of companies and enterprises	206	22.8	22.23
16.	441	Motor vehicle and parts dealers	186	21.0	22.23
17.	517	Telecommunications	183	15.8	15.23
18.	444	Building material and garden equipment and supplies dealers	173	13.6	15.23
19.	813	Religious, grant-making, civic, and professional and similar organizations	157	20.6	22.23
20.	452	General merchandise stores	151	14.0	14.73
21.	238	Specialty trade contractors	145	20.8	22.23
22.	325	Chemical manufacturing	136	21.7	22.23
23.	488	Support activities for transportation	134	22.7	22.23
24.	333	Machinery manufacturing	129	21.6	22.23
25.	332	Fabricated metal product manufacturing	119	29.3	22.23
26.	417	Machinery, equipment and supplies merchant wholesalers	115	21.5	22.23
27.	713	Amusement, gambling and recreation industries	109	21.5	22.23
28.	311	Food manufacturing	109	19.5	22.23
29.	624	Social assistance	107	20.1	22.23
30.	532	Rental and leasing services	100	26.9	22.23
31.	811	Repair and maintenance	98	32.9	22.23
32.	812	Personal and laundry services	98	20.5	22.23

TOP HIRING SECTORS (4 DIGIT NAICS CODE)

What sectors are hiring?

	NAICS CODE	TOP HIRING SECTORS (4 DIGIT NAICS CODE)	POSTING COUNT ▼	AVG POSTING LENGTH IN DAYS	MEDIAN POSTING LENGTH IN DAYS
1.	5613	Employment services	1,761	21.0	22.23
2.	7225	Full-service restaurants and limited-service eating places	700	25.4	22.23
3.	6117	Educational support services	489	4.7	3.23
4.	4931	Warehousing and storage	376	17.9	21.23
5.	4431	Electronics and appliance stores	312	18.1	15.23
6.	5221	Depository credit intermediation	291	17.9	15.23
7.	4841	General freight trucking	283	24.6	22.23
8.	6211	Offices of physicians	251	81.0	100.23
9.	4461	Health and personal care stores	248	19.5	21.23
10.	4451	Grocery stores	219	19.4	16.23
11.	4481	Clothing stores	216	18.9	16.18
12.	5511	Management of companies and enterprises	206	22.8	22.23
13.	5179	Other telecommunications	178	15.6	15.23
14.	5413	Architectural, engineering and related services	165	18.9	15.23
15.	4441	Building material and supplies dealers	165	13.4	15.23
16.	4411	Automobile dealers	164	20.1	22.23
17.	4521	Department stores	134	12.7	14.23
18.	4422	Home furnishings stores	133	15.8	15.23
19.	5417	Scientific research and development services	130	19.4	21.23
20.	4539	Other miscellaneous store retailers	121	19.9	21.23
21.	6212	Offices of dentists	109	22.1	22.23
22.	7139	Other amusement and recreation industries	109	21.5	22.23
23.	4532	Office supplies, stationery and gift stores	102	21.6	22.23
24.	8134	Civic and social organizations	91	21.2	22.23
25.	6213	Offices of other health practitioners	87	20.0	22.23
26.	4452	Specialty food stores	85	26.5	22.23
27.	5419	Other professional, scientific and technical services	85	20.4	22.23
28.	5416	Management, scientific and technical consulting services	83	23.0	22.23
29.	8111	Automotive repair and maintenance	82	33.7	22.23
30.	9139	Other local, municipal and regional public administration	81	20.0	22.23
31.	4885	Freight transportation arrangement	80	23.3	22.23
32.	4421	Furniture stores	74	21.9	22.23

TOP HIRING SECTORS (5 DIGIT NAICS CODE)

What sectors are hiring?

	NAICS CODE	TOP HIRING SECTORS (5 DIGIT NAICS CODE)	POSTING COUNT ▼	AVG POSTING LENGTH IN DAYS	MEDIAN POSTING LENGTH IN DAYS
1.	56131	Employment placement agencies and executive search services	1,686	21.0	22.23
2.	72251	Full-service restaurants and limited-service eating places	700	25.4	22.23
3.	61171	Educational support services	489	4.7	3.23
4.	44314	Electronics and appliance stores	312	18.1	15.23
5.	52211	Banking	288	17.9	15.23
6.	49311	General warehousing and storage	258	19.7	22.23
7.	62111	Offices of physicians	251	81.0	100.23
8.	44511	Supermarkets and other grocery (except convenience) stores	207	19.5	20.23
9.	55111	Management of companies and enterprises	206	22.8	22.23
10.	48411	General freight trucking, local	180	23.4	21.23
11.	51791	Other telecommunications	178	15.6	15.23
12.	44619	Other health and personal care stores	161	18.9	15.23
13.	44111	New car dealers	147	19.9	22.23
14.	45211	Department stores	134	12.7	14.23
15.	54133	Engineering services	133	18.0	15.23
16.	54171	Research and development in the physical, engineering and life sciences	128	19.4	21.23
17.	44229	Other home furnishings stores	127	15.7	15.23
18.	49319	Other warehousing and storage	115	14.7	5.23
19.	62121	Offices of dentists	109	22.1	22.23
20.	48412	General freight trucking, long distance	103	27.1	22.23
21.	45321	Office supplies and stationery stores	101	21.6	22.23
22.	71394	Fitness and recreational sports centres	93	21.6	22.23
23.	81341	Civic and social organizations	91	21.2	22.23
24.	45399	All other miscellaneous store retailers	87	19.9	21.23
25.	44413	Hardware stores	83	12.7	15.23
26.	91391	Other local, municipal and regional public administration	81	20.0	22.23
27.	48851	Freight transportation arrangement	80	23.3	22.23
28.	44529	Other specialty food stores	76	24.2	22.23
29.	56132	Temporary help services	75	21.7	22.23
30.	44211	Furniture stores	74	21.9	22.23
31.	44819	Other clothing stores	66	20.2	17.23
32.	54151	Computer systems design and related services	62	22.8	22.23

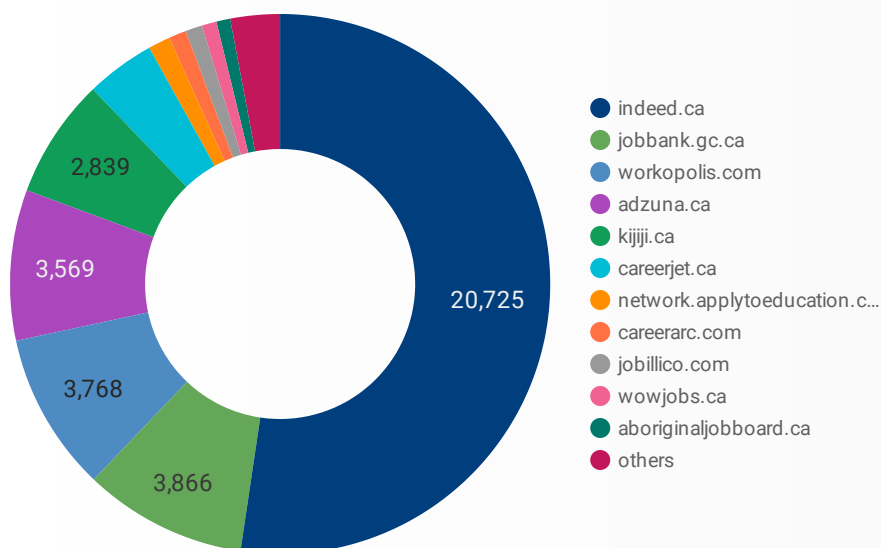
TOP HIRING SECTORS (6 DIGIT NAICS CODE)

What sectors are hiring?

	NAICS CODE	TOP HIRING SECTORS (6 DIGIT NAICS CODE)	POSTING COUNT ▼	AVG POSTING LENGTH IN DAYS	MEDIAN POSTING LENGTH IN DAYS
1.	561310	Employment placement agencies and executive search services	1,686	21.0	22.23
2.	611710	Educational support services	489	4.7	3.23
3.	722511	Full-service restaurants	423	26.4	21.23
4.	443143	Appliance, television and other electronics stores	279	17.9	15.23
5.	722512	Limited-service eating places	277	23.9	22.23
6.	493110	General warehousing and storage	258	19.7	22.23
7.	621110	Offices of physicians	251	81.0	100.23
8.	445110	Supermarkets and other grocery (except convenience) stores	207	19.5	20.23
9.	551114	Head offices	206	22.8	22.23
10.	484110	General freight trucking, local	180	23.4	21.23
11.	517919	All other telecommunications	178	15.6	15.23
12.	522112	Corporate and institutional banking industry	169	17.7	15.23
13.	446199	All other health and personal care stores	150	19.0	15.23
14.	441110	New car dealers	147	19.9	22.23
15.	452110	Department stores	134	12.7	14.23
16.	541330	Engineering services	133	18.0	15.23
17.	541710	Research and development in the physical, engineering and life sciences	128	19.4	21.23
18.	442298	All other home furnishings stores	126	15.7	15.23
19.	522111	Personal and commercial banking industry	119	18.1	21.23
20.	493190	Other warehousing and storage	115	14.7	5.23
21.	621210	Offices of dentists	109	22.1	22.23
22.	453210	Office supplies and stationery stores	101	21.6	22.23
23.	713940	Fitness and recreational sports centres	93	21.6	22.23
24.	813410	Civic and social organizations	91	21.2	22.23
25.	453999	All other miscellaneous store retailers (except beer and wine-making supplies stores)	87	19.9	21.23
26.	444130	Hardware stores	83	12.7	15.23
27.	913910	Other local, municipal and regional public administration	81	20.0	22.23
28.	488519	Other freight transportation arrangement	79	23.3	22.23
29.	561320	Temporary help services	75	21.7	22.23
30.	442110	Furniture stores	74	21.9	22.23
31.	448199	All other clothing stores	66	20.2	17.23
32.	484121	General freight trucking, long distance, truck-load	65	26.4	22.23

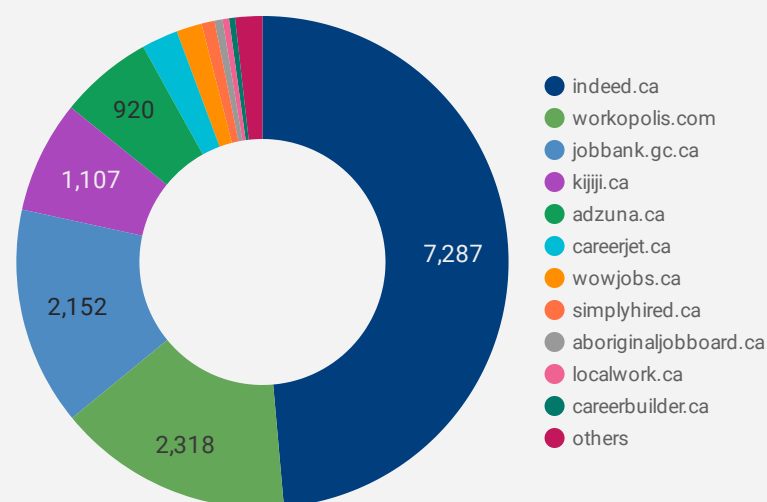
JOB POSTINGS BY JOB BOARD

What share of unique job postings appear on each job board?



COMPANIES BY JOB BOARD

What share of unique job postings appear on each job board?



JOB POSTING DETAILS BY JOB BOARD

How does job posting activity differ by job board?

	JOB BOARD	POSTING COUNT	AVG POSTING LENGTH IN DAYS	MEDIAN POSTING LENGTH IN DAYS	# OF COMPANIES
1.	indeed.ca	20,725	22.0	22	7,287
2.	jobbank.gc.ca	3,866	40.5	28	2,152
3.	workopolis.com	3,768	15.1	15	2,318
4.	adzuna.ca	3,569	15.2	15	920
5.	kijiji.ca	2,839	15.2	15	1,107
6.	careerjet.ca	1,639	14.9	7	359
7.	network.applytoeducation.com	522	4.3	3	6
8.	careerarc.com	415	24.3	17	37
9.	jobillico.com	398	18.3	10	56
10.	wowjobs.ca	351	16.2	16	251
11.	aboriginaljobboard.ca	327	95.1	100	79
12.	careerbuilder.ca	308	24.8	30	59
13.	simplyhired.ca	151	15.6	16	129
14.	randstad.ca	109	13.3	13	1
15.	localwork.ca	107	45.2	31	64
16.	centreforskills.ca	102	28.0	28	1
17.	retail.ca	93	20.7	12	21