

# JOB DEMAND REPORT

## MAY 2021

Job posting data collected by the Peel Halton Workforce Development Group from job boards and employer websites who recruit candidates in Peel Region, Halton Region and Caledon County.

### HIGHLIGHTS

#### JOB POSTINGS BY THE NUMBERS

TOTAL ACTIVE	NEW THIS MONTH	COMPANIES	JOB BOARDS
33,905	19,105	11,099	28

#### # OF DAYS POSTED

AVERAGE	MEDIAN
31.2	22

### REPORT BUILDER

The default filter selection below will show all job demand data for the month. You can use the filters to create a customized report for the purpose of understanding a subset of the data.

#### OCCUPATION FILTERS

SKILL TYPE NAME / 1-DIGIT NATIONAL OC... ▾

MAJOR GROUP / 2-DIGIT NATIONAL OCCU... ▾

MINOR GROUP / 3-DIGIT NATIONAL OCCUP... ▾

UNIT GROUP / 4-DIGIT NATIONAL OCCUPA... ▾

SKILL LEVEL ▾

JOB TYPE ▾

JOB DURATION ▾

ADDITIONAL LANGUAGE ▾

QUICK FIND ▾

#### INDUSTRY/SECTOR FILTERS

HIRING SECTOR BY 2-DIGIT NAICS CODE ▾

HIRING SECTOR BY 3-DIGIT NAICS CODE ▾

HIRING SECTOR BY 4-DIGIT NAICS CODE ▾

HIRING SECTOR BY 5-DIGIT NAICS CODE ▾

HIRING SECTOR BY 6-DIGIT NAICS CODE ▾

#### OTHER FILTERS

REGION ▾

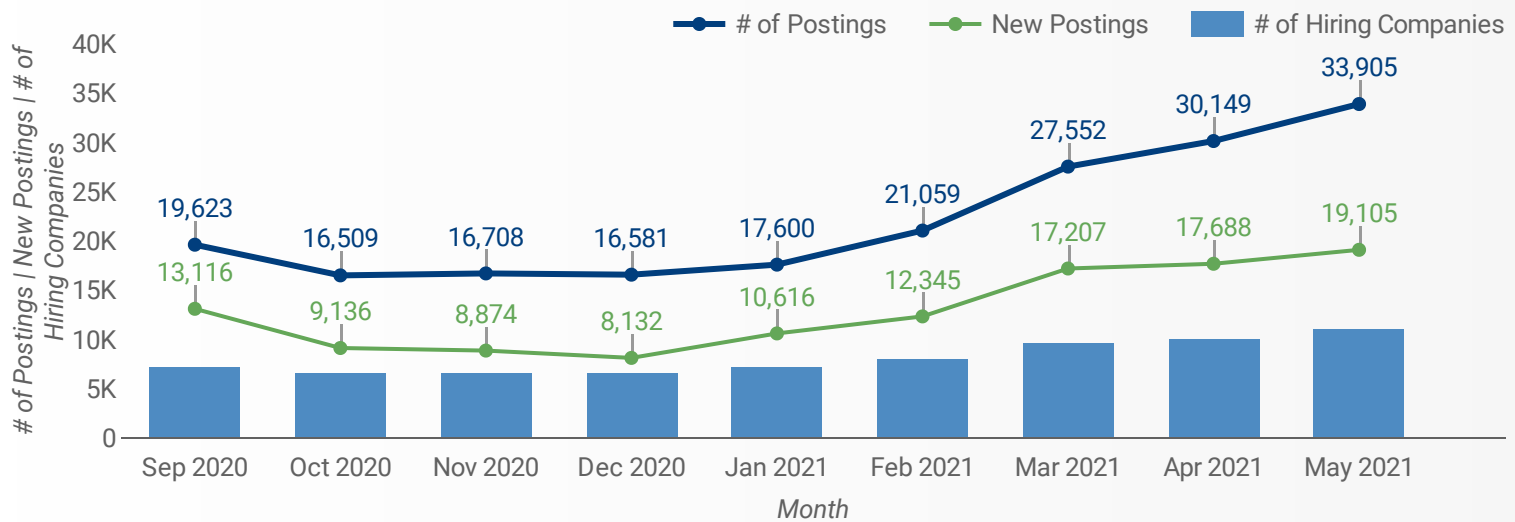
MUNICIPALITY ▾

JOB BOARD ▾

NOC = National Occupation Classification | NAICS = North American Industry Classification System

## JOB POSTINGS BY MONTH

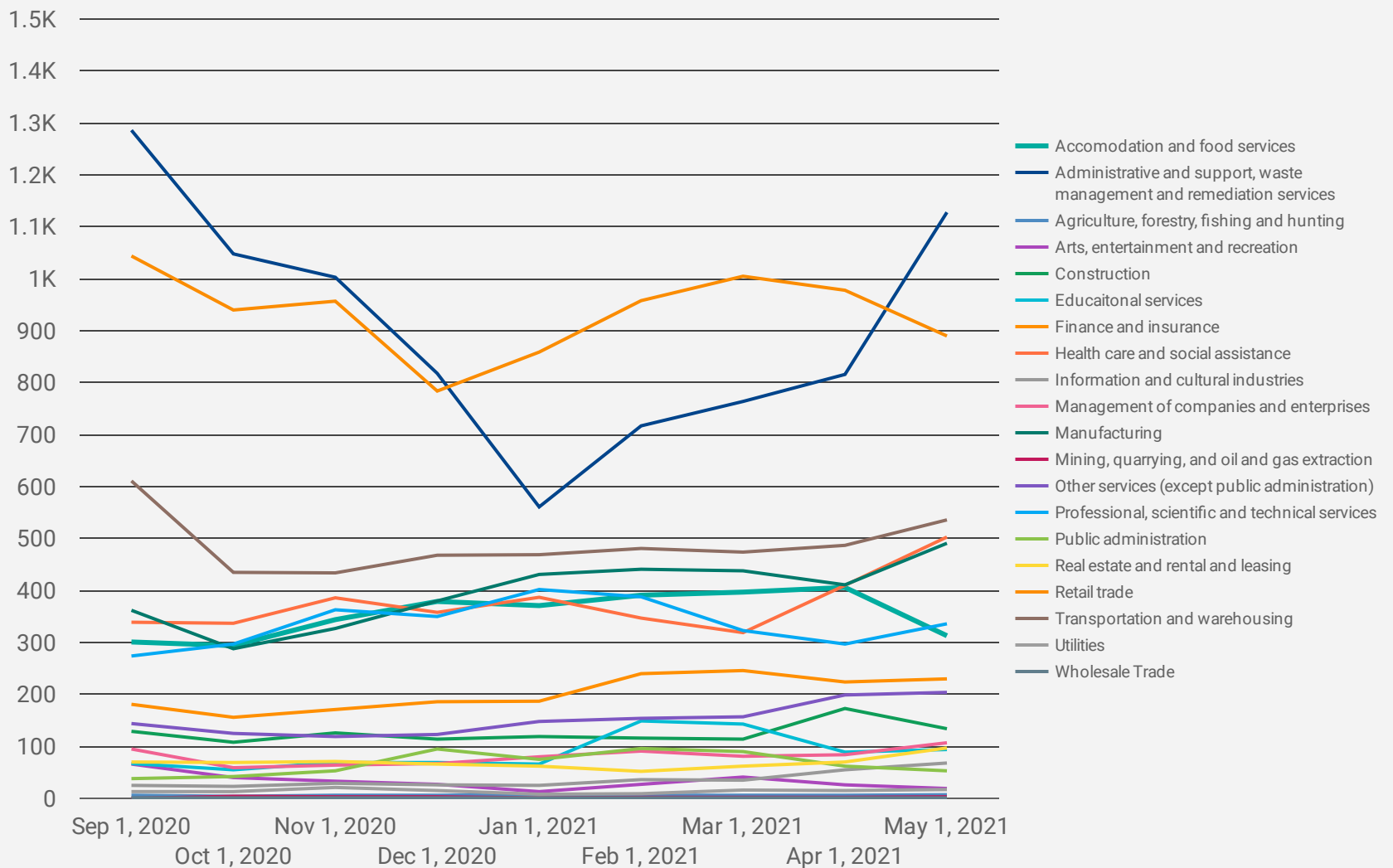
How many job postings were active for at least 1 day this month?



NOTE: This graph cannot be filtered using the controls on the cover page

## JOB POSTINGS BY SECTOR BY MONTH FOR PEEL & HALTON

How many job postings were active for at least 1 day this month?



NOTE: This graph cannot be filtered using the controls on the cover page

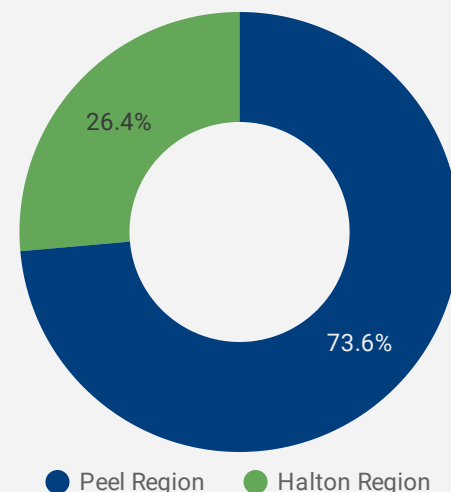
## JOB POSTINGS BY MUNICIPALITY

Where are job opportunities being offered?

	MUNICIPALITY	POSTING COUNT	AVG POSTING LENGTH IN DAYS	MEDIAN POSTING LENGTH IN DAYS
1.	City of Mississauga	15,328	31.9	22
2.	City of Brampton	8,033	34.7	21
3.	Oakville	3,422	25.7	22
4.	Burlington	3,311	27.8	22
5.	Milton	1,673	25.2	22
6.	Town of Caledon	1,539	31.3	21
7.	Halton Hills	522	30.1	21

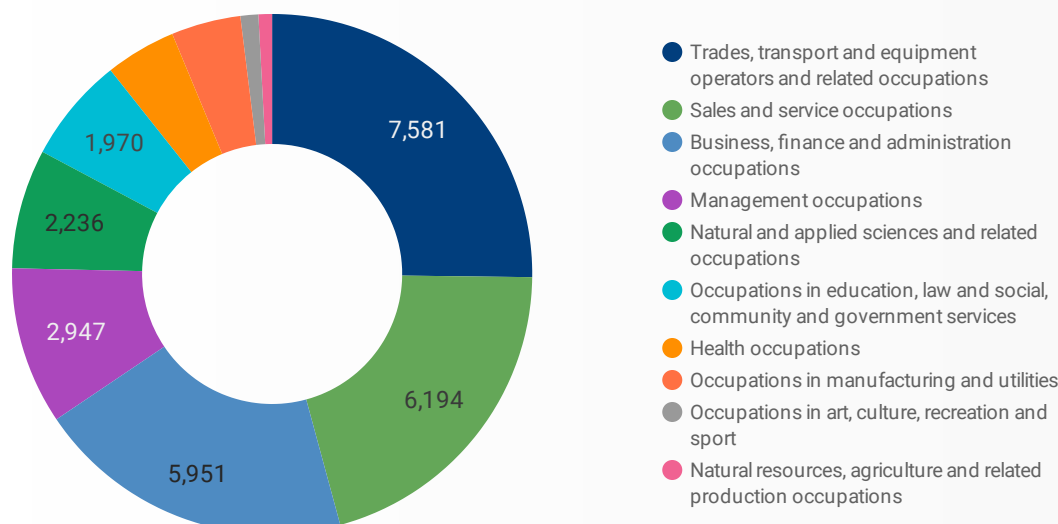
## BY REGION

Job Postings by Region



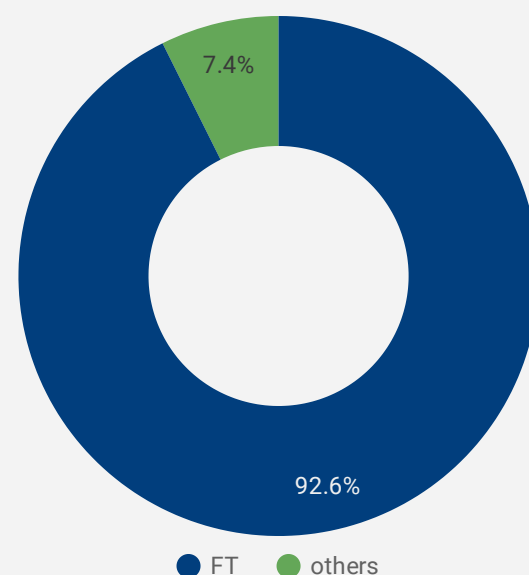
## JOB POSTINGS BY SKILL TYPE

What skill type is being recruited?



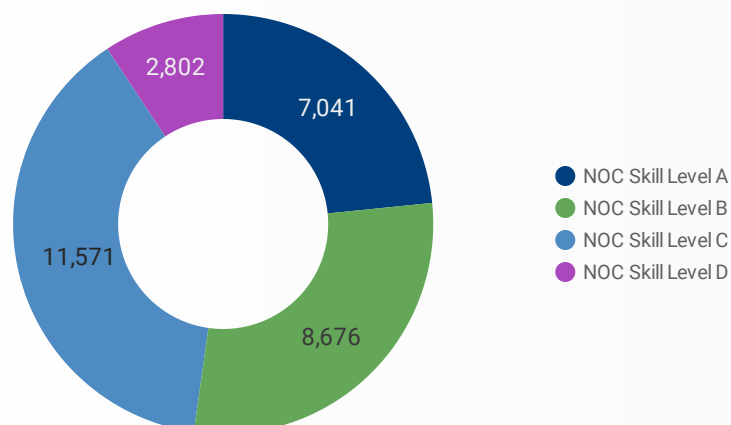
## JOB TYPE

Full-time vs Part-time



## JOB POSTINGS BY SKILL LEVEL

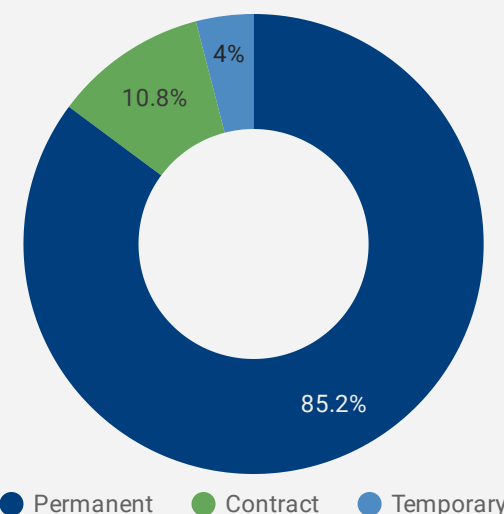
What education do occupations typically require?



Skill Level A = Usually University education | Skill Level B = Usually College education or Apprenticeship training | Skill Level C = Usually Secondary education or occupation-specific training | Skill Level D = Usually on-the-job training

## JOB DURATION

Permanency of jobs posted



## TOP OCCUPATIONS

What kind of jobs are in-demand?

	4 DIGIT NOC NAME	POSTINGS
1.	Material handlers	2,635
2.	Transport truck drivers	1,661
3.	Retail salespersons	1,116
4.	Other customer and information services representatives	892
5.	Administrative assistants	666
6.	Delivery and courier service drivers	576
7.	Cooks	574
8.	Retail and wholesale trade managers	512
9.	Home support workers, housekeepers and related occupations	507
10.	Food counter attendants, kitchen helpers and related support occupations	470
11.	Administrative officers	427
12.	Construction trades helpers and labourers	391
13.	Accounting technicians and bookkeepers	357
14.	Supervisors, supply chain, tracking and scheduling co-ordination occupations	346
15.	Light duty cleaners	344
16.	Receptionists	310
17.	Shippers and receivers	304
18.	Human resources and recruitment officers	303
19.	Other labourers in processing, manufacturing and utilities	300
20.	Professional occupations in advertising, marketing and public relations	288
21.	Other financial officers	281
22.	Janitors, caretakers and building superintendents	277
23.	Information systems analysts and consultants	269
24.	Advertising, marketing and public relations managers	268
25.	Registered nurses and registered psychiatric nurses	262
26.	Home child care providers	257
27.	Business development officers and marketing researchers and consultants	251
28.	Dispatchers	225
29.	Automotive service technicians, truck and bus mechanics and mechanical repairers	215

## TOP EMPLOYERS/AGENCIES

Who is hiring?

	COMPANY	POSTINGS
1.	Kijiji Jobs	1,356
2.	Randstad	355
3.	Halton Healthcare	229
4.	Aerotek	143
5.	Randstad Canada	142
6.	Walmart Canada	135
7.	Breakaway Staffing	135
8.	AMAZON	131
9.	ROGERS COMMUNICATIONS	125
10.	Trillium Health Partners	125
11.	Loblaw Companies Limited	125
12.	AppleOne	118
13.	Halton Healthcare Services	110
14.	Centre for Skills Development	110
15.	Loblaw	109
16.	Bell	109
17.	Home Depot of Canada Inc.	106
18.	Procom	105
19.	Shoppers Drug Mart	97
20.	Manpower	94
21.	The Home Depot Canada	93
22.	UPS inc.	85
23.	Peel District School Board	82
24.	City of Brampton	79
25.	Compass Group Canada	74
26.	Citigroup Inc.	72
27.	Halton District School Board	70
28.	Unique Workforce Solutions	67

## OCCUPATIONS BY FREQUENCY & LENGTH OF JOB POSTINGS

What jobs are hard to fill and in-demand?

	4 DIGIT NOC	4 DIGIT NOC NAME	SKILL LEVEL	POSTING COUNT	AVG POSTING LENGTH IN DAYS	MEDIAN POSTING LENGTH IN DAYS
1.	7452	Material handlers	NOC Skill Level C	2,635	28.1	22
2.	7511	Transport truck drivers	NOC Skill Level C	1,661	26.9	15
3.	6421	Retail salespersons	NOC Skill Level C	1,116	24.6	18
4.	6552	Other customer and information services representatives	NOC Skill Level C	892	27.3	22
5.	1241	Administrative assistants	NOC Skill Level B	666	41.1	22
6.	7514	Delivery and courier service drivers	NOC Skill Level C	576	26.7	21
7.	6322	Cooks	NOC Skill Level B	574	32.9	22
8.	621	Retail and wholesale trade managers	NOC Skill Level A	512	25.1	22
9.	4412	Home support workers, housekeepers and related occupations	NOC Skill Level C	507	31.2	22
10.	6711	Food counter attendants, kitchen helpers and related support occupations	NOC Skill Level D	470	21.7	15
11.	1221	Administrative officers	NOC Skill Level B	427	31.7	21
12.	7611	Construction trades helpers and labourers	NOC Skill Level D	391	24.5	16
13.	1311	Accounting technicians and bookkeepers	NOC Skill Level B	357	30.2	22
14.	1215	Supervisors, supply chain, tracking and scheduling co-ordination occupations	NOC Skill Level B	346	23.5	22
15.	6731	Light duty cleaners	NOC Skill Level D	344	24.6	22
16.	1414	Receptionists	NOC Skill Level C	310	26.6	22
17.	1521	Shippers and receivers	NOC Skill Level C	304	33.9	22
18.	1223	Human resources and recruitment officers	NOC Skill Level B	303	27.9	22
19.	9619	Other labourers in processing, manufacturing and utilities	NOC Skill Level D	300	20.8	22
20.	1123	Professional occupations in advertising, marketing and public relations	NOC Skill Level A	288	25.3	22
21.	1114	Other financial officers	NOC Skill Level A	281	24.5	22
22.	6733	Janitors, caretakers and building superintendents	NOC Skill Level D	277	23.9	22
23.	2171	Information systems analysts and consultants	NOC Skill Level A	269	18.8	21
24.	124	Advertising, marketing and public relations managers	NOC Skill Level A	268	24.7	22
25.	3012	Registered nurses and registered psychiatric nurses	NOC Skill Level A	262	18.6	15
26.	4411	Home child care providers	NOC Skill Level C	257	43.2	21
27.	4163	Business development officers and marketing researchers and consultants	NOC Skill Level A	251	23.5	22
28.	1525	Dispatchers	NOC Skill Level C	225	28.5	22

## MULTILINGUAL JOB POSTINGS BY THE NUMBERS

ACTIVE POSTINGS

2,554

NEW POSTINGS

11

COMPANIES

1,092

UNIQUE LANGUAGES

12

## # OF DAYS POSTED

AVERAGE

25

MEDIAN

22

## MULTILINGUAL JOB POSTINGS BY SKILL LEVEL

What language skills are employers looking for by occupational skill level?

873

Skill Level A - Management/ Professional Occupations usually requiring University

643

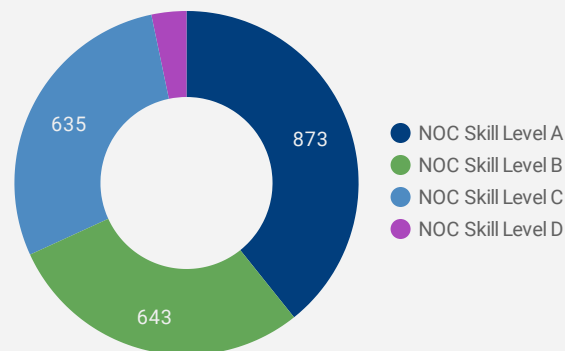
Skill Level B - Usually college education or apprenticeship training

635

Skill Level C - Usually secondary education or occupation-specific training

73

Skill Level D - Usually on-the-job training



## JOB POSTINGS BY LANGUAGE SKILL

How many job postings require specific language skills?

Arabic Language Jobs

29

African Dialect Language Jobs

0

Cantonese Language Jobs

48

Chinese Language Jobs

74

French Language Jobs

1,679

German Language Jobs

67

Italian Language Jobs

46

Japanese Language Jobs

13

Mandarin Language Jobs

31

Portuguese Language Jobs

0

Punjabi Language Jobs

150

Spanish Language Jobs

67

Thai Language Jobs

0

African Dialect Language Jobs

0

## MULTILINGUAL HIRING EMPLOYERS

Which employers are seeking multilingual candidates?

	COMPANY	POSTINGS
1.	Trillium Health Partners	123
2.	Bell	104
3.	Bell Canada	37
4.	Kijiji Jobs	34
5.	Evertz Microsystems Limited	30
6.	Farm Boy	27
7.	Btrust International Trading Inc.	23
8.	FedEx Express Canada	22
9.	FedEx Express	22
10.	Randstad	22
11.	RBC	22
12.	BELL MOBILITY/BELL MOBILIT	21
13.	AmerisourceBergen	20
14.	Canon Canada	20
15.	Shoppers Drug Mart	19
16.	Peel District School Board	18
17.	FEDEX	17

1 - 50 / 1093



## MULTILINGUAL JOB DEMAND BY 4-DIGIT NOC

What occupations seek Language Skills?

4 DIGIT NOC NAME		FRENCH ...	AFRICAN	ARABIC	CANTONESE	CHINESE	GERMAN	ITALIAN	JAPANESE	MANDARIN	PORTUGUESE	PUNJABI	SPANISH	THAI	VIETNAMESE
1.	Other customer and information services representatives	1...	0	1	1	4	2	0	0	0	0	4	...	0	0
2.	Retail salespersons	77	0	0	6	1	1	2	0	2	0	4	2	0	0
3.	Professional occupations in advertising, marketing and public relations	53	0	2	0	2	2	0	0	2	0	1	0	0	0
4.	Human resources and recruitment officers	47	0	0	0	0	0	0	0	0	0	2	0	0	0
5.	Retail and wholesale trade managers	45	0	0	0	3	0	0	2	0	0	2	0	0	0
6.	Information systems analysts and consultants	37	0	0	0	1	0	0	0	0	0	0	1	0	0
7.	Business development officers and marketing researchers and consultants	37	0	0	2	1	4	0	0	0	0	0	0	0	0
8.	Professional occupations in business management consulting	35	0	0	0	1	0	0	0	0	0	0	1	0	0
9.	Human resources professionals	33	0	0	0	0	0	0	0	0	0	1	0	0	0
10.	Other financial officers	30	0	1	0	0	0	0	0	0	0	0	2	0	0
11.	Administrative assistants	30	0	0	2	1	1	0	0	3	0	8	2	0	0
12.	Advertising, marketing and public relations managers	29	0	0	0	0	0	0	0	1	0	1	1	0	0
13.	Financial and investment analysts	29	0	0	0	0	1	1	0	0	0	0	0	0	0
14.	User support technicians	28	0	0	0	1	0	0	0	0	0	0	0	0	0
15.	Elementary school and kindergarten teachers	27	0	1	0	0	0	0	0	0	0	0	0	0	0
16.	Administrative officers	26	0	0	0	0	4	0	0	0	0	6	1	0	0
17.	Corporate sales managers	26	0	3	0	1	0	0	0	0	0	0	1	0	0
18.	Medical administrative assistants	25	0	0	1	1	0	0	0	0	0	5	0	0	0
19.	Material handlers	23	0	0	3	3	3	0	0	1	0	0	0	0	0
20.	Computer and information systems managers	22	0	0	0	2	1	0	0	0	0	0	0	0	0
21.	Managers in health care	21	0	0	0	0	0	0	0	0	0	0	0	0	0
22.	Social and community service workers	21	0	1	0	0	0	0	0	0	0	1	0	0	0
23.	Financial managers	21	0	0	0	0	2	0	0	0	0	2	1	0	0
24.	Other instructors	21	0	0	0	0	0	0	0	0	0	0	0	0	0

## JOB POSTINGS BY 2-DIGIT NATIONAL OCCUPATION CLASSIFICATION

What jobs are hard to fill and in-demand?

	2 DIGIT NOC	2 DIGIT NOC NAME	SKILL LEVEL	POSTING COUNT	AVG POSTING LENGTH IN DAYS	MEDIAN POSTING LENGTH IN DAYS
1.	74	Other installers, repairers and servicers and material handlers	NOC Skill Level C	2,766	28.1	22
2.	75	Transport and heavy equipment operation and related maintenance occupations	NOC Skill Level C	2,419	27.1	15
3.	12	Administrative and financial supervisors and administrative occupations	NOC Skill Level B	2,357	31.4	22
4.	65	Service representatives and other customer and personal services occupations	NOC Skill Level C	1,450	28.0	22
5.	21	Professional occupations in natural and applied sciences	NOC Skill Level A	1,311	22.3	21
6.	72	Industrial, electrical and construction trades	NOC Skill Level B	1,307	29.9	22
7.	64	Sales representatives and salespersons - wholesale and retail trade	NOC Skill Level C	1,287	24.4	21
8.	11	Professional occupations in business and finance	NOC Skill Level A	1,269	24.4	22
9.	67	Service support and other service occupations, n.e.c.	NOC Skill Level D	1,240	24.3	21
10.	63	Service supervisors and specialized service occupations	NOC Skill Level B	1,149	38.6	22
11.	01	Senior managers - construction, transportation, production and utilities	NOC Skill Level A	1,110	27.5	22
12.	14	Office support occupations	NOC Skill Level C	1,040	30.5	22
13.	22	Technical occupations related to natural and applied sciences	NOC Skill Level B	925	24.7	22
14.	06	Middle management occupations in retail and wholesale trade and customer services	NOC Skill Level A	911	27.0	22
15.	44	Care providers and educational, legal and public protection support occupations	NOC Skill Level C	788	35.4	22
16.	15	Distribution, tracking and scheduling co-ordination occupations	NOC Skill Level C	773	28.8	22
17.	62	Retail sales supervisors and specialized sales occupations	NOC Skill Level B	669	27.8	22
18.	73	Maintenance and equipment operation trades	NOC Skill Level B	635	30.0	22
19.	41	Professional occupations in law and social, community and government services	NOC Skill Level A	621	23.1	22
20.	13	Finance, insurance and related business administrative occupations	NOC Skill Level B	512	26.9	22
21.	96	Labourers in processing, manufacturing and utilities	NOC Skill Level D	511	21.0	22
22.	07	Managers in customer and personal services, n.e.c.	NOC Skill Level A	458	26.2	22
23.	76	Trades helpers, construction labourers and related occupations	NOC Skill Level D	454	28.5	21
24.	32	Technical occupations in health	NOC Skill Level B	434	31.5	22
25.	94	Processing and manufacturing machine operators and related production workers	NOC Skill Level C	423	26.8	22
26.	66	Sales support occupations	NOC Skill Level D	399	35.4	22
27.	42	Paraprofessional occupations in legal, social, community and	NOC Skill Level B	340	24.7	22



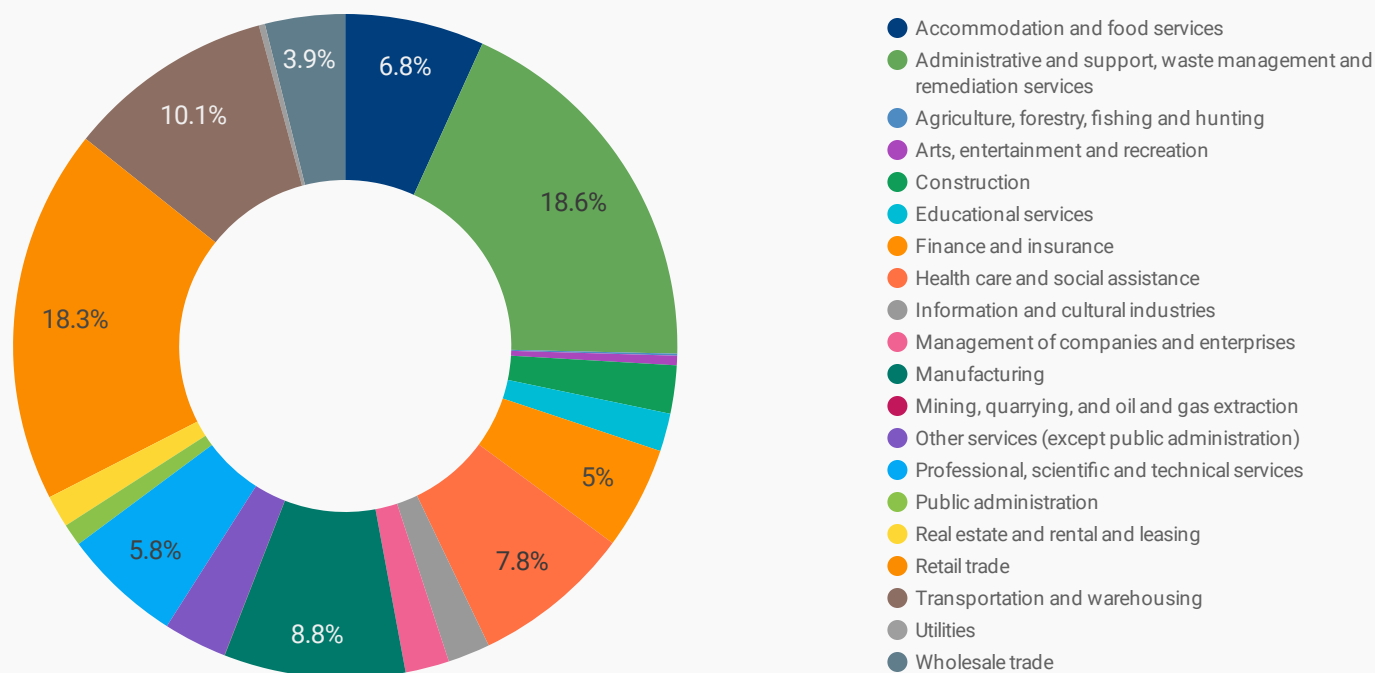
## JOB POSTINGS BY 3-DIGIT NATIONAL OCCUPATION CLASSIFICATION

What jobs are hard to fill and in-demand?

	3 DIGIT NOC	3 DIGIT NOC NAME	SKILL LEVEL	POSTING COUNT	AVG POSTING LENGTH IN DAYS	MEDIAN POSTING LENGTH IN DAYS
1.	745	Longshore workers and material handlers	NOC Skill Level C	2,640	28.1	22
2.	751	Motor vehicle and transit drivers	NOC Skill Level C	2,259	26.7	15
3.	642	Retail salespersons	NOC Skill Level C	1,116	24.6	18
4.	122	Administrative and regulatory occupations	NOC Skill Level B	1,004	28.9	22
5.	655	Customer and information services representatives	NOC Skill Level C	893	27.3	22
6.	124	Office administrative assistants - general, legal and medical	NOC Skill Level B	861	36.4	22
7.	441	Home care providers and educational support occupations	NOC Skill Level C	783	35.5	22
8.	217	Computer and information systems professionals	NOC Skill Level A	768	20.7	18
9.	673	Cleaners	NOC Skill Level D	751	25.5	22
10.	152	Supply chain logistics, tracking and scheduling co-ordination occupations	NOC Skill Level C	720	29.9	22
11.	632	Chefs and cooks	NOC Skill Level B	705	33.0	22
12.	111	Auditors, accountants and investment professionals	NOC Skill Level A	679	24.9	22
13.	112	Human resources and business service professionals	NOC Skill Level A	590	23.8	22
14.	131	Finance, insurance and related business administrative occupations	NOC Skill Level B	512	26.9	22
15.	062	Retail and wholesale trade managers	NOC Skill Level A	512	25.1	22
16.	961	Labourers in processing, manufacturing and utilities	NOC Skill Level D	511	21.0	22
17.	141	General office workers	NOC Skill Level C	499	30.2	22
18.	121	Administrative services supervisors	NOC Skill Level B	472	26.8	22
19.	671	Food counter attendants, kitchen helpers and related support occupations	NOC Skill Level D	470	21.7	15
20.	012	Senior managers - construction, transportation, production and utilities	NOC Skill Level A	464	28.3	22
21.	416	Policy and program researchers, consultants and officers	NOC Skill Level A	442	22.1	22
22.	761	Trades helpers and labourers	NOC Skill Level D	412	24.3	16
23.	143	Financial, insurance and related administrative support workers	NOC Skill Level C	384	30.9	22
24.	011	Senior managers - construction, transportation, production and utilities	NOC Skill Level A	372	29.0	22
25.	421	Paraprofessional occupations in legal, social, community and education services	NOC Skill Level B	340	34.7	22
26.	071	Managers in customer and personal services, n.e.c.	NOC Skill Level A	337	26.7	22
27.	341	Assisting occupations in support of health services	NOC Skill Level C	325	25.0	22

## TOP HIRING SECTORS (2 DIGIT NAICS CODE)

What sectors are hiring?



TOP HIRING SECTORS (2 DIGIT NAICS CODE)		NAICS CODE	POSTING COUNT	AVG POSTING LENGTH IN DAYS	MEDIAN POSTING LENGTH IN DAYS
1.	Administrative and support, waste management and remediation services	56	1,762	36.6	22
2.	Retail trade	44-45	1,552	30.0	22
3.	Transportation and warehousing	48-49	900	30.2	21.5
4.	Manufacturing	31-33	796	32.5	22
5.	Health care and social assistance	62	762	31.1	22
6.	Accommodation and food services	72	585	39.1	22
7.	Professional, scientific and technical services	54	536	32.2	22
8.	Finance and insurance	52	409	29.6	22
9.	Wholesale trade	41	330	30.1	22
10.	Other services (except public administration)	81	312	31.6	22
11.	Construction	23	216	38.5	22
12.	Management of companies and enterprises	55	187	22.7	22
13.	Educational services	61	155	25.9	7
14.	Information and cultural industries	51	150	20.3	15
15.	Real estate and rental and leasing	53	147	24.0	22
16.	Public administration	91	90	22.5	22
17.	Arts, entertainment and recreation	71	36	79.4	22
18.	Utilities	22	27	34.1	22
19.	Agriculture, forestry, fishing and hunting	11	9	19.7	22
20.	Mining, quarrying, and oil and gas extraction	21	3	73.3	22

## TOP HIRING SECTORS (3 DIGIT NAICS CODE)

What sectors are hiring?

	NAICS CODE	TOP HIRING SECTORS (3 DIGIT NAICS CODE)	POSTING COUNT ▼	AVG POSTING LENGTH IN DAYS	MEDIAN POSTING LENGTH IN DAYS
1.	561	Administrative and support services	1,719	36.9	22
2.	722	Food services and drinking places	572	38.5	22
3.	541	Professional, scientific and technical services	536	32.2	22
4.	621	Ambulatory health care services	529	34.8	22
5.	493	Warehousing and storage	378	25.1	15
6.	484	Truck transportation	312	31.7	22
7.	445	Food and beverage stores	305	31.1	21
8.	522	Credit intermediation and related activities	280	28.8	21.5
9.	443	Electronics and appliance stores	246	27.3	17
10.	446	Health and personal care stores	219	27.5	22
11.	551	Management of companies and enterprises	187	22.7	22
12.	813	Religious, grant-making, civic, and professional and similar organizations	161	25.0	22
13.	611	Educational services	155	25.9	7
14.	441	Motor vehicle and parts dealers	153	40.9	22
15.	453	Miscellaneous store retailers	140	32.9	22
16.	488	Support activities for transportation	135	40.8	22
17.	444	Building material and garden equipment and supplies dealers	134	20.6	17
18.	238	Specialty trade contractors	133	38.2	22
19.	442	Furniture and home furnishings stores	127	26.9	22
20.	325	Chemical manufacturing	122	30.3	22
21.	517	Telecommunications	122	20.1	15
22.	333	Machinery manufacturing	121	32.8	22
23.	448	Clothing and clothing accessories stores	118	37.4	22
24.	623	Nursing and residential care facilities	111	25.3	22
25.	332	Fabricated metal product manufacturing	104	38.9	22
26.	417	Machinery, equipment and supplies merchant wholesalers	90	32.9	22
27.	532	Rental and leasing services	88	25.9	22
28.	913	Local, municipal and regional public administration	86	22.7	22
29.	624	Social assistance	85	30.2	22
30.	452	General merchandise stores	84	28.7	15
31.	811	Repair and maintenance	81	40.6	16
32.	311	Food manufacturing	78	44.6	22

## TOP HIRING SECTORS (4 DIGIT NAICS CODE)

What sectors are hiring?

	NAICS CODE	TOP HIRING SECTORS (4 DIGIT NAICS CODE)	POSTING COUNT ▼	AVG POSTING LENGTH IN DAYS	MEDIAN POSTING LENGTH IN DAYS
1.	5613	Employment services	1,582	36.6	22
2.	7225	Full-service restaurants and limited-service eating places	475	42.4	22
3.	4931	Warehousing and storage	378	25.1	15
4.	4841	General freight trucking	280	29.7	22
5.	5221	Depository credit intermediation	252	26.9	22
6.	4431	Electronics and appliance stores	246	27.3	17
7.	6211	Offices of physicians	245	59.8	22
8.	4461	Health and personal care stores	219	27.5	22
9.	4451	Grocery stores	217	31.3	21
10.	5511	Management of companies and enterprises	187	22.7	22
11.	4411	Automobile dealers	132	42.4	22
12.	4441	Building material and supplies dealers	121	21.2	17
13.	5413	Architectural, engineering and related services	117	29.4	22
14.	5417	Scientific research and development services	117	27.4	21.5
15.	5179	Other telecommunications	115	20.0	15
16.	6212	Offices of dentists	100	26.8	22
17.	6213	Offices of other health practitioners	98	38.2	22
18.	8134	Civic and social organizations	96	19.9	21
19.	4422	Home furnishings stores	94	28.6	22
20.	4481	Clothing stores	89	41.7	22
21.	7223	Special food services	87	27.1	22
22.	9139	Other local, municipal and regional public administration	86	22.7	22
23.	6117	Educational support services	85	11.4	5
24.	4539	Other miscellaneous store retailers	85	33.8	22
25.	4452	Specialty food stores	84	31.1	22
26.	5419	Other professional, scientific and technical services	78	28.3	22
27.	4521	Department stores	78	24.9	15
28.	5416	Management, scientific and technical consulting services	75	49.8	22
29.	4885	Freight transportation arrangement	72	44.2	22
30.	6233	Community care facilities for the elderly	71	28.4	22
31.	8111	Automotive repair and maintenance	68	32.2	16
32.	5242	Agencies, brokerages and other insurance related activities	62	28.9	22

## TOP HIRING SECTORS (5 DIGIT NAICS CODE)

What sectors are hiring?

	NAICS CODE	TOP HIRING SECTORS (5 DIGIT NAICS CODE)	POSTING COUNT ▾	AVG POSTING LENGTH IN DAYS	MEDIAN POSTING LENGTH IN DAYS
1.	56131	Employment placement agencies and executive search services	1,517	36.7	22
2.	72251	Full-service restaurants and limited-service eating places	475	42.4	22
3.	52211	Banking	251	26.9	22
4.	44314	Electronics and appliance stores	246	27.3	17
5.	62111	Offices of physicians	245	59.8	22
6.	49311	General warehousing and storage	232	30.2	21
7.	44511	Supermarkets and other grocery (except convenience) stores	213	31.4	21
8.	55111	Management of companies and enterprises	187	22.7	22
9.	48411	General freight trucking, local	182	33.6	22
10.	49319	Other warehousing and storage	141	18.7	4
11.	44619	Other health and personal care stores	132	21.9	22
12.	44111	New car dealers	122	43.2	22
13.	51791	Other telecommunications	115	20.0	15
14.	54171	Research and development in the physical, engineering and life sciences	115	27.6	21.5
15.	62121	Offices of dentists	100	26.8	22
16.	48412	General freight trucking, long distance	98	21.8	17
17.	81341	Civic and social organizations	96	19.9	21
18.	44229	Other home furnishings stores	88	29.6	21.5
19.	54133	Engineering services	87	30.5	19
20.	91391	Other local, municipal and regional public administration	86	22.7	22
21.	61171	Educational support services	85	11.4	5
22.	72231	Food service contractors	82	27.1	22
23.	45211	Department stores	78	24.9	15
24.	44529	Other specialty food stores	73	23.5	22
25.	48851	Freight transportation arrangement	72	44.2	22
26.	62331	Community care facilities for the elderly	71	28.4	22
27.	56132	Temporary help services	65	35.3	22
28.	54161	Management consulting services	57	54.7	22
29.	44611	Pharmacies and drug stores	56	39.0	22
30.	44413	Hardware stores	52	32.4	21
31.	45399	All other miscellaneous store retailers	50	40.1	22
32.	53241	Construction transportation mining and forestry machinery and equipment rental and leasing	46	22.3	22

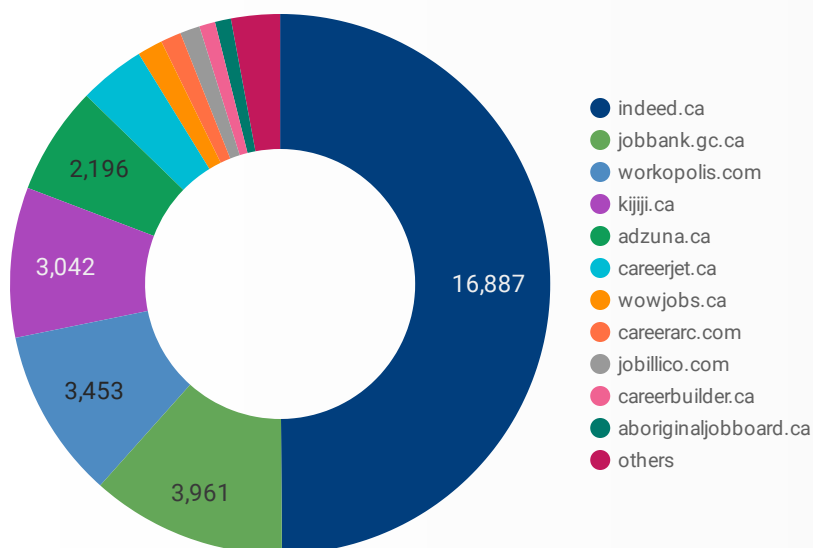
## TOP HIRING SECTORS (6 DIGIT NAICS CODE)

What sectors are hiring?

	NAICS CODE	TOP HIRING SECTORS (6 DIGIT NAICS CODE)	POSTING COUNT ▾	AVG POSTING LENGTH IN DAYS	MEDIAN POSTING LENGTH IN DAYS
1.	561310	Employment placement agencies and executive search services	1,517	36.7	22
2.	722511	Full-service restaurants	280	40.9	22
3.	621110	Offices of physicians	245	59.8	22
4.	493110	General warehousing and storage	232	30.2	21
5.	443143	Appliance, television and other electronics stores	228	26.3	16
6.	445110	Supermarkets and other grocery (except convenience) stores	213	31.4	21
7.	722512	Limited-service eating places	195	44.3	22
8.	551114	Head offices	187	22.7	22
9.	484110	General freight trucking, local	182	33.6	22
10.	493190	Other warehousing and storage	141	18.7	4
11.	522112	Corporate and institutional banking industry	134	31.6	22
12.	446199	All other health and personal care stores	124	22.3	22
13.	441110	New car dealers	122	43.2	22
14.	522111	Personal and commercial banking industry	117	21.7	21
15.	517919	All other telecommunications	115	20.0	15
16.	541710	Research and development in the physical, engineering and life sciences	115	27.6	21.5
17.	621210	Offices of dentists	100	26.8	22
18.	813410	Civic and social organizations	96	19.9	21
19.	442298	All other home furnishings stores	88	29.6	21.5
20.	541330	Engineering services	87	30.5	19
21.	913910	Other local, municipal and regional public administration	86	22.7	22
22.	611710	Educational support services	85	11.4	5
23.	722310	Food service contractors	82	27.1	22
24.	452110	Department stores	78	24.9	15
25.	488519	Other freight transportation arrangement	71	44.8	22
26.	623310	Community care facilities for the elderly	71	28.4	22
27.	561320	Temporary help services	65	35.3	22
28.	445299	All other specialty food stores	63	23.1	22
29.	484121	General freight trucking, long distance, truck-load	63	23.7	19
30.	446110	Pharmacies and drug stores	56	39.0	22
31.	444130	Hardware stores	52	32.4	21
32.	453999	All other miscellaneous store retailers (except beer and wine-making supplies stores)	50	40.1	22

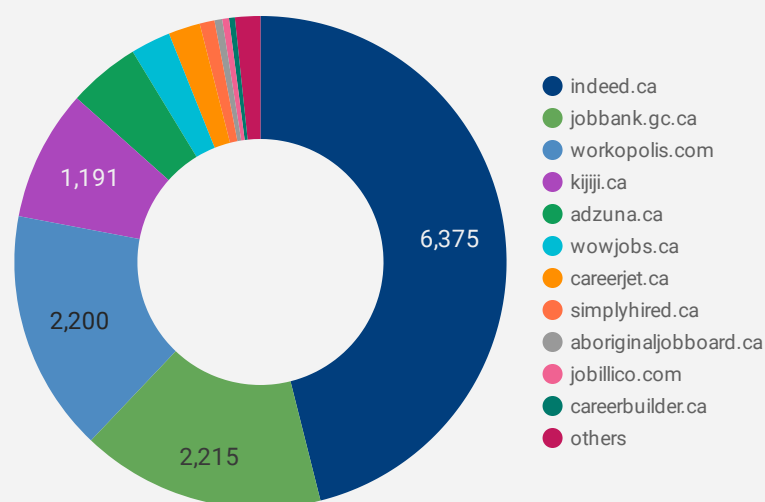
## JOB POSTINGS BY JOB BOARD

What share of unique job postings appear on each job board?



## COMPANIES BY JOB BOARD

What share of unique job postings appear on each job board?



## JOB POSTING DETAILS BY JOB BOARD

How does job posting activity differ by job board?

	JOB BOARD	POSTING COUNT	AVG POSTING LENGTH IN DAYS	MEDIAN POSTING LENGTH IN DAYS	# OF COMPANIES
1.	indeed.ca	16,887	28.7	22	6,375
2.	jobbank.gc.ca	3,961	49.0	30	2,215
3.	workopolis.com	3,453	28.0	15	2,200
4.	kijiji.ca	3,042	32.2	15	1,191
5.	adzuna.ca	2,196	14.9	15	653
6.	careerjet.ca	1,338	22.2	12	289
7.	wowjobs.ca	515	69.0	16	363
8.	careerarc.com	415	32.6	21	34
9.	jobillico.com	401	43.5	17	62
10.	careerbuilder.ca	324	35.0	30	53
11.	aboriginaljobboard.ca	323	79.2	91	70
12.	simplyhired.ca	164	66.2	16	135
13.	randstad.ca	157	49.4	31	2
14.	network.applytoeducation.com	133	6.1	4	6
15.	centreforskills.ca	103	23.6	24	1
16.	retail.ca	92	37.8	14	24
17.	localwork.ca	89	52.4	32	53