

JOB DEMAND REPORT

APRIL 2021

Job posting data collected by the Peel Halton Workforce Development Group from job boards and employer websites who recruit candidates in Peel Region, Halton Region and Caledon County.

HIGHLIGHTS

JOB POSTINGS BY THE NUMBERS

TOTAL ACTIVE	NEW THIS MONTH	COMPANIES	JOB BOARDS
30,149	17,688	10,200	28

OF DAYS POSTED

AVERAGE	MEDIAN
20.5	15

REPORT BUILDER

The default filter selection below will show all job demand data for the month. You can use the filters to create a customized report for the purpose of understanding a subset of the data.

OCCUPATION FILTERS

SKILL TYPE NAME / 1-DIGIT NATIONAL OC... ▾

MAJOR GROUP / 2-DIGIT NATIONAL OCCU... ▾

MINOR GROUP / 3-DIGIT NATIONAL OCCUP... ▾

UNIT GROUP / 4-DIGIT NATIONAL OCCUPA... ▾

SKILL LEVEL ▾

JOB TYPE ▾

JOB DURATION ▾

ADDITIONAL LANGUAGE ▾

QUICK FIND ▾

INDUSTRY/SECTOR FILTERS

HIRING SECTOR BY 2-DIGIT NAICS CODE ▾

HIRING SECTOR BY 3-DIGIT NAICS CODE ▾

HIRING SECTOR BY 4-DIGIT NAICS CODE ▾

HIRING SECTOR BY 5-DIGIT NAICS CODE ▾

HIRING SECTOR BY 6-DIGIT NAICS CODE ▾

OTHER FILTERS

REGION ▾

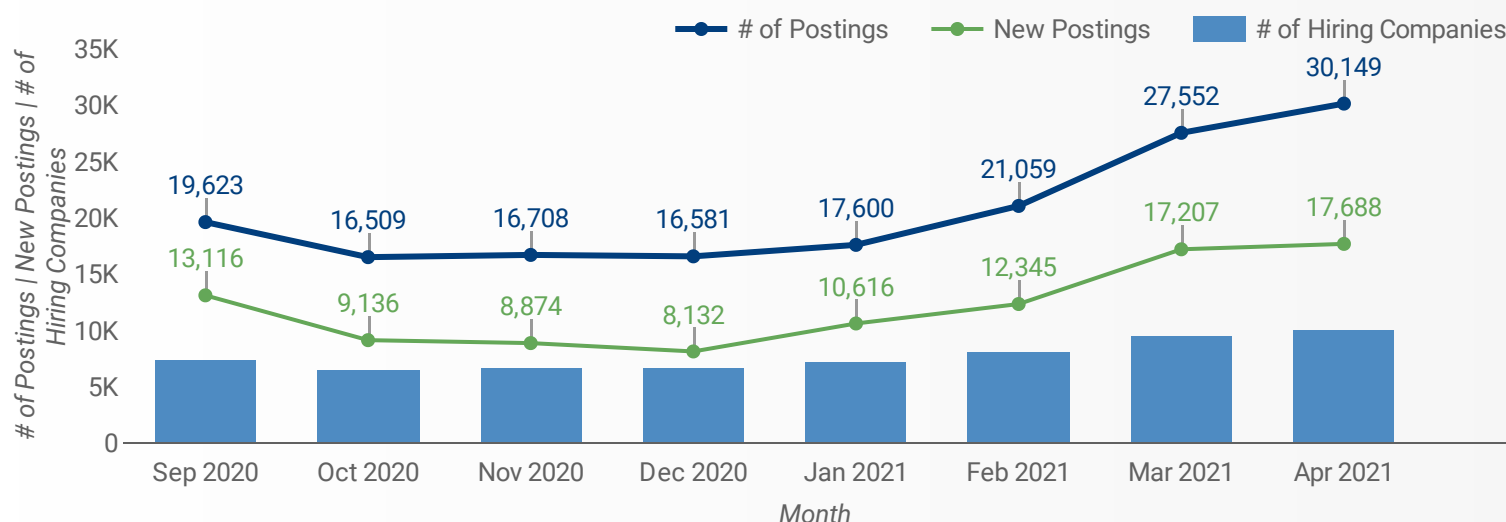
MUNICIPALITY ▾

JOB BOARD ▾

NOC = National Occupation Classification | NAICS = North American Industry Classification System

JOB POSTINGS BY MONTH

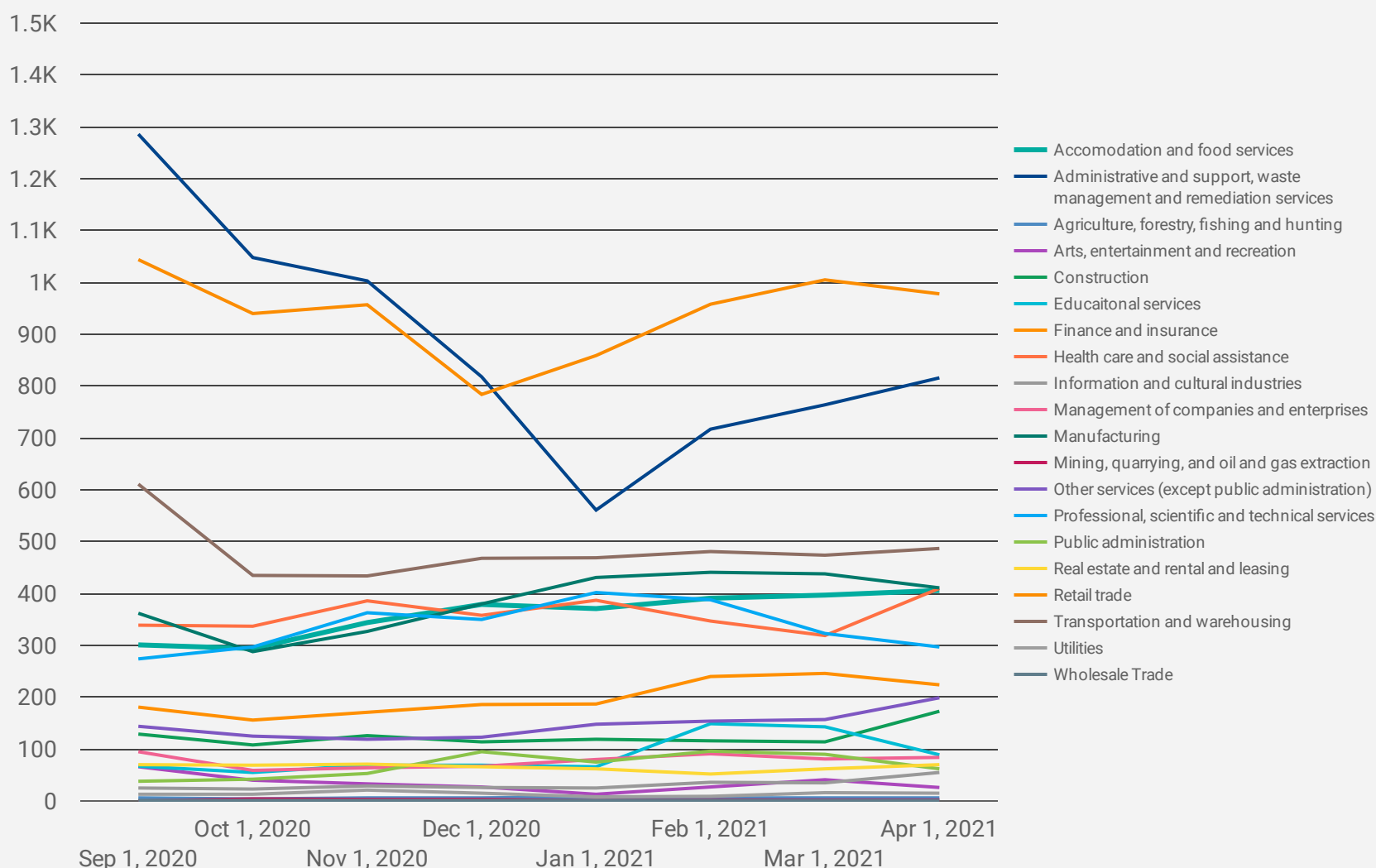
How many job postings were active for at least 1 day this month?



NOTE: This graph cannot be filtered using the controls on the cover page

JOB POSTINGS BY SECTOR BY MONTH FOR PEEL & HALTON

How many job postings were active for at least 1 day this month?



NOTE: This graph cannot be filtered using the controls on the cover page

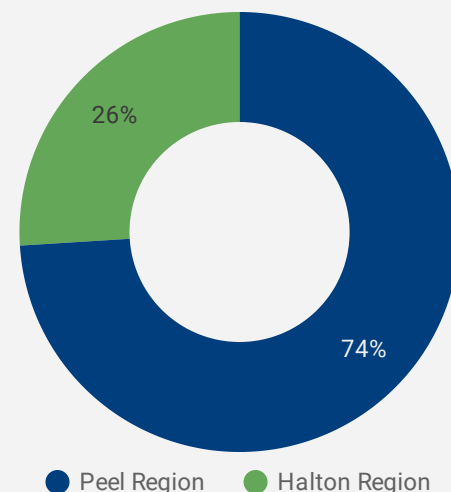
JOB POSTINGS BY MUNICIPALITY

Where are job opportunities being offered?

	MUNICIPALITY	POSTING COUNT	AVG POSTING LENGTH IN DAYS	MEDIAN POSTING LENGTH IN DAYS
1.	City of Mississauga	13,031	21.4	16
2.	City of Brampton	7,742	20.3	15
3.	Oakville	2,935	19.2	16
4.	Burlington	2,790	18.9	16
5.	Milton	1,592	19.2	16
6.	Town of Caledon	1,482	21.1	15
7.	Halton Hills	497	20.1	15

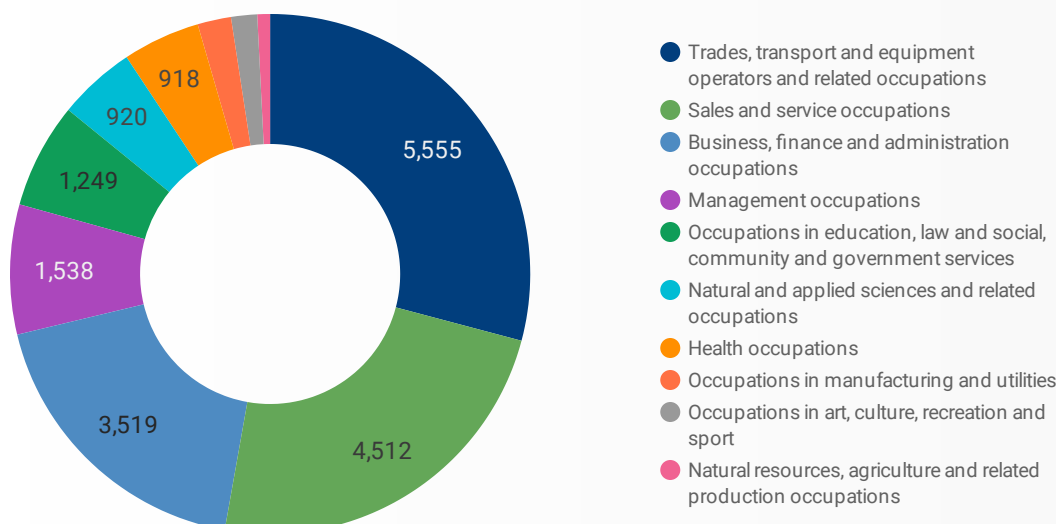
BY REGION

Job Postings by Region



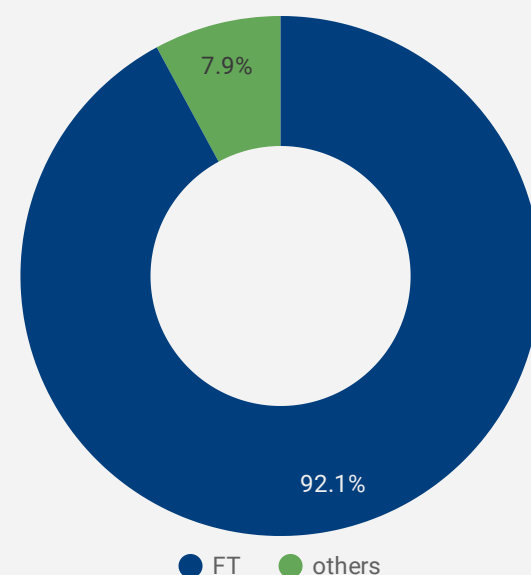
JOB POSTINGS BY SKILL TYPE

What skill type is being recruited?



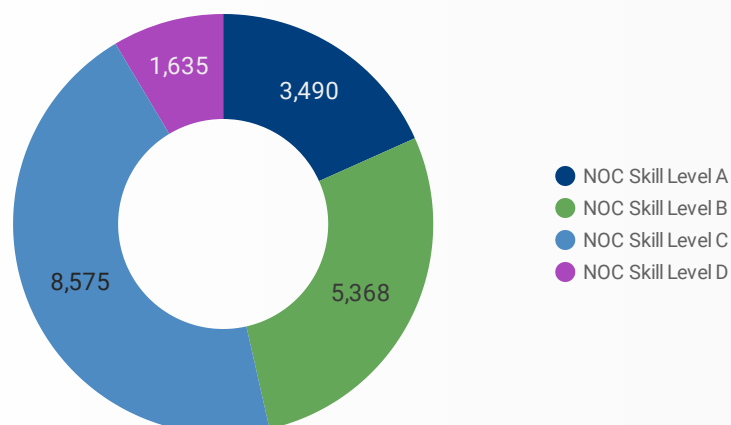
JOB TYPE

Full-time vs Part-time



JOB POSTINGS BY SKILL LEVEL

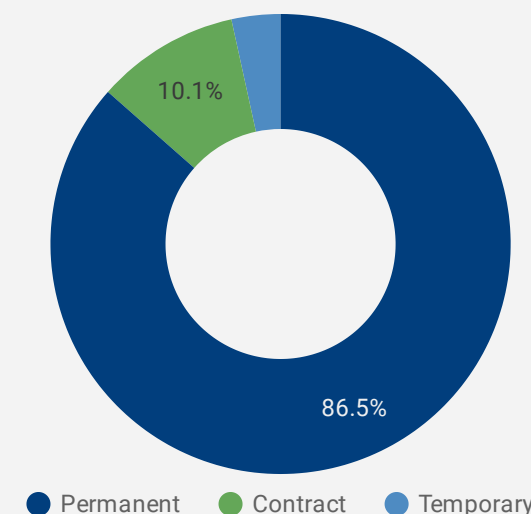
What education do occupations typically require?



Skill Level A = Usually University education | Skill Level B = Usually College education or Apprenticeship training | Skill Level C = Usually Secondary education or occupation-specific training | Skill Level D = Usually on-the-job training

JOB DURATION

Permanency of jobs posted



TOP OCCUPATIONS

What kind of jobs are in-demand?

	4 DIGIT NOC NAME	POSTINGS
1.	Material handlers	1,878
2.	Transport truck drivers	1,406
3.	Retail salespersons	736
4.	Other customer and information services representatives	705
5.	Administrative assistants	632
6.	Cooks	483
7.	Delivery and courier service drivers	466
8.	Home support workers, housekeepers and related occupations	431
9.	Light duty cleaners	353
10.	Retail and wholesale trade managers	346
11.	Receptionists	291
12.	Home child care providers	248
13.	Shippers and receivers	236
14.	Construction trades helpers and labourers	227
15.	Dispatchers	219
16.	Accounting technicians and bookkeepers	204
17.	Carpenters	194
18.	Food counter attendants, kitchen helpers and related support occupations	185
19.	Senior government managers and officials	183
20.	Food and beverage servers	179
21.	Other financial officers	174
22.	Sales and account representatives - wholesale trade (non-technical)	172
23.	Store shelf stockers, clerks and order fillers	172
24.	Administrative officers	163
25.	Cashiers	161
26.	General office support workers	152
27.	Accounting and related clerks	151
28.	Automotive service technicians, truck and bus mechanics and mechanical repairers	146
29.	Registered nurses and registered psychiatric nurses	142
30.	General maintenance and facility operations	137

TOP EMPLOYERS/AGENCIES

Who is hiring?

	COMPANY	POSTINGS
1.	Kijiji Jobs	2,571
2.	Randstad Canada	350
3.	CareerJet	256
4.	Randstad	210
5.	Home Depot of Canada Inc.	177
6.	Halton Healthcare	144
7.	Peel District School Board	138
8.	Trillium Health Partners	130
9.	Halton District School Board	123
10.	AMAZON	117
11.	The Home Depot Canada	109
12.	Loblaw Companies Limited	106
13.	Centre for Skills Development	103
14.	Walmart Canada	100
15.	Halton Healthcare Services	100
16.	Procom	96
17.	Aerotek	91
18.	ROGERS COMMUNICATIONS	91
19.	Compass Group Canada	78
20.	Breakaway Staffing	77
21.	Shoppers Drug Mart	75
22.	Home Depot	70
23.	University of Toronto	65
24.	Sobeys	65
25.	Sunrise Senior Living	64
26.	TJX Companies, Inc.	62
27.	Manpower	62
28.	Revera Inc.	59
29.	City of Brampton	54

OCCUPATIONS BY FREQUENCY & LENGTH OF JOB POSTINGS

What jobs are hard to fill and in-demand?

	4 DIGIT NOC	4 DIGIT NOC NAME	SKILL LEVEL	POSTING COUNT	AVG POSTING LENGTH IN DAYS	MEDIAN POSTING LENGTH IN DAYS
1.	7452	Material handlers	NOC Skill Level C	1,878	18.5	15
2.	7511	Transport truck drivers	NOC Skill Level C	1,406	18.9	15
3.	6421	Retail salespersons	NOC Skill Level C	736	16.6	15
4.	6552	Other customer and information services representatives	NOC Skill Level C	705	17.7	15
5.	1241	Administrative assistants	NOC Skill Level B	632	31.7	22
6.	6322	Cooks	NOC Skill Level B	483	29.3	15
7.	7514	Delivery and courier service drivers	NOC Skill Level C	466	17.0	15
8.	4412	Home support workers, housekeepers and related occupations	NOC Skill Level C	431	24.0	21
9.	6731	Light duty cleaners	NOC Skill Level D	353	18.6	15
10.	621	Retail and wholesale trade managers	NOC Skill Level A	346	18.4	16
11.	1414	Receptionists	NOC Skill Level C	291	18.6	15
12.	4411	Home child care providers	NOC Skill Level C	248	36.1	22
13.	1521	Shippers and receivers	NOC Skill Level C	236	18.7	15
14.	7611	Construction trades helpers and labourers	NOC Skill Level D	227	15.6	15
15.	1525	Dispatchers	NOC Skill Level C	219	20.5	15
16.	1311	Accounting technicians and bookkeepers	NOC Skill Level B	204	36.1	22
17.	7271	Carpenters	NOC Skill Level B	194	22.6	15
18.	6711	Food counter attendants, kitchen helpers and related support occupations	NOC Skill Level D	185	19.2	15
19.	12	Senior government managers and officials	NOC Skill Level A	183	19.2	22
20.	6513	Food and beverage servers	NOC Skill Level C	179	20.5	16
21.	1114	Other financial officers	NOC Skill Level A	174	22.4	22
22.	6411	Sales and account representatives - wholesale trade (non-technical)	NOC Skill Level C	172	19.3	22
23.	6622	Store shelf stockers, clerks and order fillers	NOC Skill Level D	172	15.9	15
24.	1221	Administrative officers	NOC Skill Level B	163	42.6	22
25.	6611	Cashiers	NOC Skill Level D	161	18.8	15
26.	1411	General office support workers	NOC Skill Level C	152	17.9	16
27.	1431	Accounting and related clerks	NOC Skill Level C	151	20.3	22
28.	7321	Automotive service technicians, truck and bus mechanics and mechanical repairers	NOC Skill Level B	146	25.6	15
29.	3012	Registered nurses and registered psychiatric nurses	NOC Skill Level A	142	17.6	14

MULTILINGUAL JOB POSTINGS BY THE NUMBERS

ACTIVE POSTINGS

1,922

NEW POSTINGS

12

COMPANIES

784

UNIQUE LANGUAGES

11

OF DAYS POSTED

AVERAGE

19

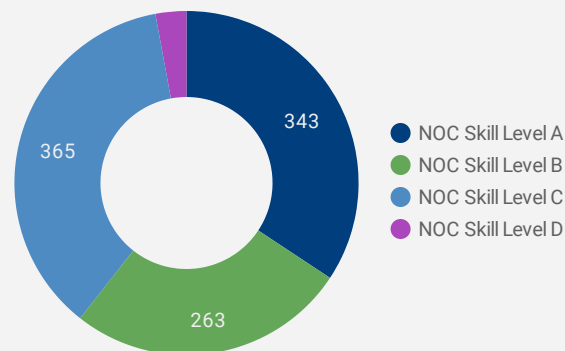
MEDIAN

22

MULTILINGUAL JOB POSTINGS BY SKILL LEVEL

What language skills are employers looking for by occupational skill level?

- 343 Skill Level A - Management/ Professional Occupations usually requiring University
- 263 Skill Level B - Usually college education or apprenticeship training
- 365 Skill Level C - Usually secondary education or occupation-specific training
- 29 Skill Level D - Usually on-the-job training



JOB POSTINGS BY LANGUAGE SKILL

How many job postings require specific language skills?

Arabic Language Jobs

27

African Dialect Language Jobs

0

Cantonese Language Jobs

28

Chinese Language Jobs

36

French Language Jobs

728

German Language Jobs

24

Italian Language Jobs

3

Japanese Language Jobs

4

Mandarin Language Jobs

7

Portuguese Language Jobs

0

Punjabi Language Jobs

108

Spanish Language Jobs

31

Thai Language Jobs

0

African Dialect Language Jobs

0

MULTILINGUAL HIRING EMPLOYERS

Which employers are seeking multilingual candidates?

	COMPANY	POSTINGS
1.	Trillium Health Partners	123
2.	Kijiji Jobs	91
3.	Bell	48
4.	Bell Canada	37
5.	FedEx Express Canada	33
6.	FedEx Express	26
7.	Randstad Canada	25
8.	BELL BUSINESS MARKETS	25
9.	BELL MOBILITY/BELL MOBILIT	23
10.	Peel District School Board	21
11.	Halton District School Board	18
12.	AmerisourceBergen	17
13.	Innomar Strategies	16
14.	CareerJet	15
15.	Btrust International Trading Inc.	14
16.	Martinrea International Inc.	14
17.	VON Canada	13

MULTILINGUAL JOB DEMAND BY 4-DIGIT NOC

What occupations seek Language Skills?

4 DIGIT NOC NAME		FRENCH	AFRICAN	ARABIC	CANTONESE	CHINESE	GERMAN	ITALIAN	JAPANESE	MANDARIN	PORTUGUESE	PUNJABI	SPANISH	THAI	VIETNAMESE
1.	Other customer and information services representatives	1...	0	3	0	2	0	0	0	0	0	3	7	0	0
2.	Retail salespersons	27	0	0	4	0	1	0	0	0	0	0	1	0	0
3.	School principals and administrators of elementary and secondary education	22	0	0	0	0	0	0	0	0	0	0	0	0	0
4.	Corporate sales managers	21	0	2	0	2	0	0	0	0	0	0	1	0	0
5.	Administrative assistants	20	0	0	3	1	0	0	0	0	0	...	0	0	0
6.	Sales and account representatives - wholesale trade (non-technical)	20	0	0	0	0	0	0	0	0	0	0	1	0	0
7.	Retail and wholesale trade managers	20	0	0	0	2	0	0	0	0	0	0	0	0	0
8.	Other financial officers	19	0	1	0	1	0	0	0	0	0	0	0	0	0
9.	Other instructors	18	0	0	0	0	0	0	0	0	0	0	0	0	0
10.	Human resources and recruitment officers	16	0	0	0	1	0	0	0	0	0	0	0	0	0
11.	Professional occupations in advertising, marketing and public relations	16	0	0	0	0	0	0	0	0	0	1	0	0	0
12.	General office support workers	15	0	0	1	0	0	0	0	0	0	6	0	0	0
13.	Other medical technologists and technicians (except dental health)	14	0	0	0	0	0	0	0	0	0	2	0	0	0
14.	Human resources professionals	13	0	0	0	0	1	0	0	0	0	0	0	0	0
15.	Material handlers	12	0	0	2	0	5	0	0	0	0	2	1	0	0
16.	Advertising, marketing and public relations managers	12	0	1	0	0	0	0	0	1	0	1	1	0	0
17.	Delivery and courier service drivers	12	0	0	0	1	0	0	0	0	0	5	0	0	0
18.	Lawyers and Quebec notaries	12	0	1	0	0	0	0	0	0	0	0	0	0	0
19.	User support technicians	11	0	0	0	0	0	0	0	0	0	0	0	0	0
20.	General practitioners and family physicians	10	0	0	0	0	0	0	0	0	0	1	0	0	0
21.	Health policy researchers, consultants and program officers	9	0	0	0	0	0	0	0	0	0	0	0	0	0
22.	Senior government managers and officials	9	0	0	0	0	0	0	0	0	0	0	0	0	0
23.	Financial and investment analysts	9	0	0	0	0	0	0	0	0	0	0	0	0	0
24.	Architects	8	0	0	0	0	0	0	0	0	0	0	0	0	0

JOB POSTINGS BY 2-DIGIT NATIONAL OCCUPATION CLASSIFICATION

What jobs are hard to fill and in-demand?

	2 DIGIT NOC	2 DIGIT NOC NAME	SKILL LEVEL	POSTING COUNT	AVG POSTING LENGTH IN DAYS	MEDIAN POSTING LENGTH IN DAYS
1.	75	Transport and heavy equipment operation and related maintenance occupations	NOC Skill Level C	1,989	19.1	15
2.	74	Other installers, repairers and servicers and material handlers	NOC Skill Level C	1,969	18.7	15
3.	12	Administrative and financial supervisors and administrative occupations	NOC Skill Level B	1,329	30.9	22
4.	65	Service representatives and other customer and personal services occupations	NOC Skill Level C	1,172	18.7	15
5.	63	Service supervisors and specialized service occupations	NOC Skill Level B	925	32.2	16
6.	72	Industrial, electrical and construction trades	NOC Skill Level B	924	25.9	15
7.	64	Sales representatives and salespersons - wholesale and retail trade	NOC Skill Level C	908	17.1	16
8.	67	Service support and other service occupations, n.e.c.	NOC Skill Level D	780	18.5	15
9.	14	Office support occupations	NOC Skill Level C	771	18.7	16
10.	44	Care providers and educational, legal and public protection support occupations	NOC Skill Level C	690	27.9	21
11.	01	Senior managers - construction, transportation, production and utilities	NOC Skill Level A	632	25.6	22
12.	15	Distribution, tracking and scheduling co-ordination occupations	NOC Skill Level C	585	20.2	15
13.	11	Professional occupations in business and finance	NOC Skill Level A	573	21.8	22
14.	06	Middle management occupations in retail and wholesale trade and customer services	NOC Skill Level A	560	21.6	21
15.	22	Technical occupations related to natural and applied sciences	NOC Skill Level B	473	25.6	22
16.	21	Professional occupations in natural and applied sciences	NOC Skill Level A	447	25.9	22
17.	73	Maintenance and equipment operation trades	NOC Skill Level B	394	24.4	15
18.	66	Sales support occupations	NOC Skill Level D	370	17.4	15
19.	62	Retail sales supervisors and specialized sales occupations	NOC Skill Level B	357	27.3	22
20.	32	Technical occupations in health	NOC Skill Level B	294	25.3	22
21.	41	Professional occupations in law and social, community and government services	NOC Skill Level A	287	21.3	22
22.	76	Trades helpers, construction labourers and related occupations	NOC Skill Level D	279	17.2	15
23.	31	Professional occupations in health (except nursing)	NOC Skill Level A	265	20.4	22
24.	13	Finance, insurance and related business administrative occupations	NOC Skill Level B	261	32.1	22
25.	07	Managers in customer and personal services, n.e.c.	NOC Skill Level A	228	26.3	22
26.	34	Assisting occupations in support of health services	NOC Skill Level C	213	21.1	22
27.	42	Paraprofessional occupations in legal, social, community and education services	NOC Skill Level B	189	23.2	22

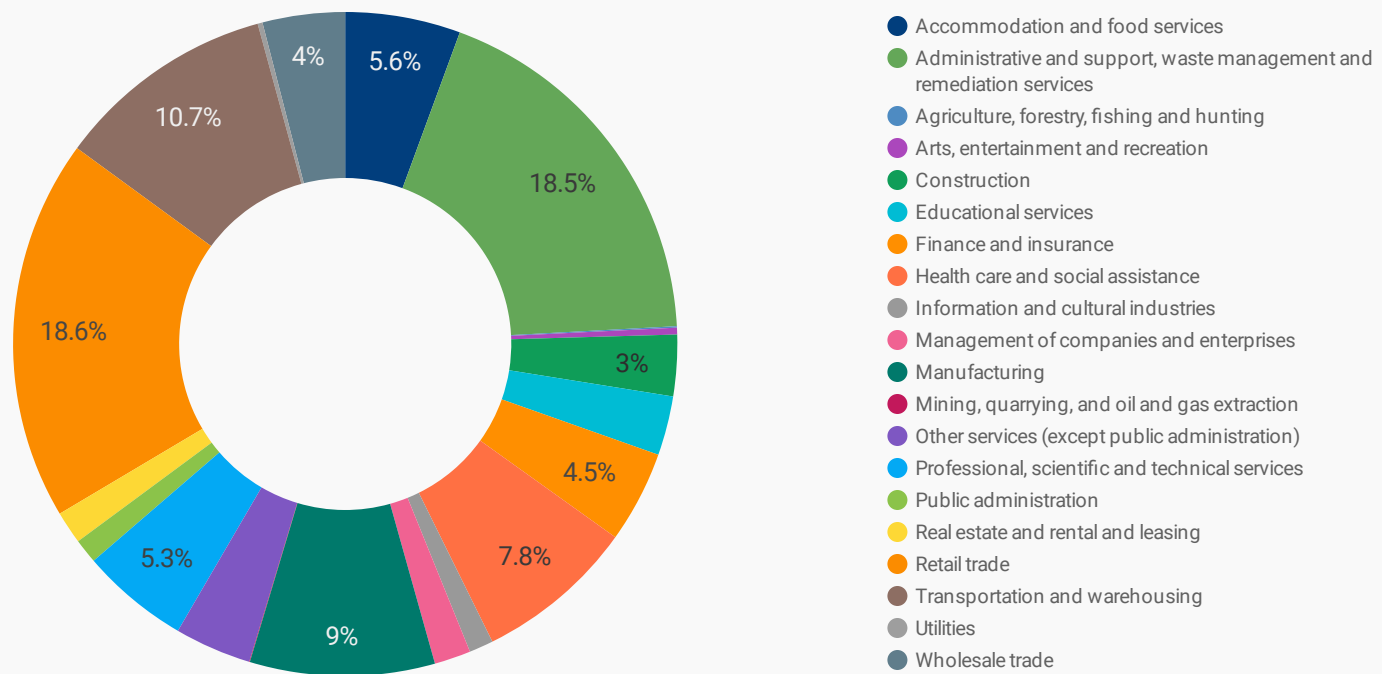
JOB POSTINGS BY 3-DIGIT NATIONAL OCCUPATION CLASSIFICATION

What jobs are hard to fill and in-demand?

	3 DIGIT NOC	3 DIGIT NOC NAME	SKILL LEVEL	POSTING COUNT	AVG POSTING LENGTH IN DAYS	MEDIAN POSTING LENGTH IN DAYS
1.	745	Longshore workers and material handlers	NOC Skill Level C	1,883	18.5	15
2.	751	Motor vehicle and transit drivers	NOC Skill Level C	1,883	18.6	15
3.	642	Retail salespersons	NOC Skill Level C	736	16.6	15
4.	655	Customer and information services representatives	NOC Skill Level C	707	17.6	15
5.	124	Office administrative assistants - general, legal and medical	NOC Skill Level B	689	31.0	22
6.	441	Home care providers and educational support occupations	NOC Skill Level C	688	27.9	21
7.	632	Chefs and cooks	NOC Skill Level B	597	28.3	15
8.	673	Cleaners	NOC Skill Level D	580	18.2	15
9.	152	Supply chain logistics, tracking and scheduling co-ordination occupations	NOC Skill Level C	536	20.4	15
10.	141	General office workers	NOC Skill Level C	450	18.3	15
11.	122	Administrative and regulatory occupations	NOC Skill Level B	440	29.2	22
12.	111	Auditors, accountants and investment professionals	NOC Skill Level A	387	20.8	22
13.	012	Senior managers - construction, transportation, production and utilities	NOC Skill Level A	348	20.9	22
14.	062	Retail and wholesale trade managers	NOC Skill Level A	346	18.4	16
15.	131	Finance, insurance and related business administrative occupations	NOC Skill Level B	261	32.1	22
16.	651	Occupations in food and beverage service	NOC Skill Level C	234	21.2	16
17.	761	Trades helpers and labourers	NOC Skill Level D	234	15.8	15
18.	727	Carpenters and cabinetmakers	NOC Skill Level B	231	25.1	15
19.	723	Machining, metal forming, shaping and erecting trades	NOC Skill Level B	217	27.4	18
20.	341	Assisting occupations in support of health services	NOC Skill Level C	213	21.1	22
21.	071	Managers in customer and personal services, n.e.c.	NOC Skill Level A	211	23.9	21
22.	662	Other sales support and related occupations	NOC Skill Level D	209	16.2	15
23.	143	Financial, insurance and related administrative support workers	NOC Skill Level C	204	20.0	22
24.	217	Computer and information systems professionals	NOC Skill Level A	202	28.9	22
25.	121	Administrative services supervisors	NOC Skill Level B	193	35.4	22
26.	011	Senior managers - construction, transportation, production and utilities	NOC Skill Level A	190	25.9	22
27.	421	Paraprofessional occupations in legal, social, community and education services	NOC Skill Level B	189	23.2	22
28.	112	Human resources and business service professionals	NOC Skill Level A	186	24.2	22

TOP HIRING SECTORS (2 DIGIT NAICS CODE)

What sectors are hiring?



TOP HIRING SECTORS (2 DIGIT NAICS CODE)		NAICS CODE	POSTING COUNT	AVG POSTING LENGTH IN DAYS	MEDIAN POSTING LENGTH IN DAYS
1.	Retail trade	44-45	1,469	20.4	21
2.	Administrative and support, waste management and remediation services	56	1,391	22.9	22
3.	Transportation and warehousing	48-49	788	18.8	16
4.	Manufacturing	31-33	673	20.9	21
5.	Health care and social assistance	62	611	19.3	17
6.	Accommodation and food services	72	537	30.6	22
7.	Professional, scientific and technical services	54	427	21.6	22
8.	Finance and insurance	52	345	20.3	22
9.	Wholesale trade	41	303	22.4	21
10.	Other services (except public administration)	81	281	22.7	21
11.	Construction	23	238	19.4	15
12.	Educational services	61	187	8.6	4
13.	Management of companies and enterprises	55	131	24.5	22
14.	Real estate and rental and leasing	53	116	20.2	22
15.	Public administration	91	92	21.1	22
16.	Information and cultural industries	51	85	19.0	16
17.	Arts, entertainment and recreation	71	34	19.3	22
18.	Utilities	22	20	20.2	22
19.	Agriculture, forestry, fishing and hunting	11	7	23.5	15
20.	Mining, quarrying, and oil and gas extraction	21	3	18.5	18.5

TOP HIRING SECTORS (3 DIGIT NAICS CODE)

What sectors are hiring?

	NAICS CODE	TOP HIRING SECTORS (3 DIGIT NAICS CODE)	POSTING COUNT ▼	AVG POSTING LENGTH IN DAYS	MEDIAN POSTING LENGTH IN DAYS
1.	561	Administrative and support services	1,353	23.0	22
2.	722	Food services and drinking places	521	30.6	22
3.	541	Professional, scientific and technical services	427	21.6	22
4.	621	Ambulatory health care services	394	20.0	16
5.	493	Warehousing and storage	320	15.5	15
6.	484	Truck transportation	273	21.5	16
7.	522	Credit intermediation and related activities	245	20.2	22
8.	445	Food and beverage stores	236	21.3	21.5
9.	443	Electronics and appliance stores	199	21.5	22
10.	446	Health and personal care stores	199	22.9	22
11.	611	Educational services	187	8.6	4
12.	238	Specialty trade contractors	164	19.0	15
13.	444	Building material and garden equipment and supplies dealers	164	15.0	15
14.	453	Miscellaneous store retailers	160	20.3	22
15.	441	Motor vehicle and parts dealers	158	21.3	16
16.	813	Religious, grant-making, civic, and professional and similar organizations	155	18.7	21.5
17.	551	Management of companies and enterprises	131	24.5	22
18.	488	Support activities for transportation	130	20.9	22
19.	442	Furniture and home furnishings stores	128	19.1	22
20.	448	Clothing and clothing accessories stores	122	21.2	21
21.	325	Chemical manufacturing	113	19.5	18.5
22.	333	Machinery manufacturing	106	19.9	21
23.	623	Nursing and residential care facilities	103	18.7	17.5
24.	332	Fabricated metal product manufacturing	90	18.3	15.5
25.	913	Local, municipal and regional public administration	85	19.8	22
26.	811	Repair and maintenance	84	30.2	21
27.	452	General merchandise stores	79	19.0	15
28.	624	Social assistance	75	17.5	16
29.	532	Rental and leasing services	74	20.7	22
30.	417	Machinery, equipment and supplies merchant wholesalers	72	27.5	21
31.	416	Building material and supplies merchant wholesalers	71	22.1	22
32.	524	Insurance carriers and related activities	63	20.5	22

TOP HIRING SECTORS (4 DIGIT NAICS CODE)

What sectors are hiring?

	NAICS CODE	TOP HIRING SECTORS (4 DIGIT NAICS CODE)	POSTING COUNT ▼	AVG POSTING LENGTH IN DAYS	MEDIAN POSTING LENGTH IN DAYS
1.	5613	Employment services	1,211	23.3	22
2.	7225	Full-service restaurants and limited-service eating places	426	32.7	22
3.	4931	Warehousing and storage	320	15.5	15
4.	4841	General freight trucking	246	21.3	16
5.	5221	Depository credit intermediation	218	20.5	22
6.	4431	Electronics and appliance stores	199	21.5	22
7.	4461	Health and personal care stores	199	22.9	22
8.	4451	Grocery stores	163	19.5	16
9.	6211	Offices of physicians	159	18.4	21
10.	4441	Building material and supplies dealers	153	14.5	15
11.	6117	Educational support services	140	6.3	4
12.	4411	Automobile dealers	134	22.1	16
13.	5511	Management of companies and enterprises	131	24.5	22
14.	5417	Scientific research and development services	112	19.7	22
15.	4539	Other miscellaneous store retailers	96	20.8	22
16.	4422	Home furnishings stores	93	18.5	17
17.	4481	Clothing stores	92	18.4	21
18.	6213	Offices of other health practitioners	91	20.0	16
19.	8134	Civic and social organizations	90	17.4	15
20.	7223	Special food services	88	20.2	22
21.	9139	Other local, municipal and regional public administration	85	19.8	22
22.	6212	Offices of dentists	74	19.9	16
23.	6233	Community care facilities for the elderly	72	18.6	17
24.	4521	Department stores	66	17.0	15
25.	4452	Specialty food stores	65	28.1	22
26.	5413	Architectural, engineering and related services	65	21.1	22
27.	8111	Automotive repair and maintenance	64	25.4	21
28.	4885	Freight transportation arrangement	62	19.1	16
29.	5419	Other professional, scientific and technical services	59	22.5	22
30.	5242	Agencies, brokerages and other insurance related activities	57	20.1	22
31.	5617	Services to buildings and dwellings	57	18.3	16
32.	5412	Accounting, tax preparation, bookkeeping and payroll services	55	20.0	21

TOP HIRING SECTORS (5 DIGIT NAICS CODE)

What sectors are hiring?

	NAICS CODE	TOP HIRING SECTORS (5 DIGIT NAICS CODE)	POSTING COUNT ▼	AVG POSTING LENGTH IN DAYS	MEDIAN POSTING LENGTH IN DAYS
1.	56131	Employment placement agencies and executive search services	1,162	23.1	22
2.	72251	Full-service restaurants and limited-service eating places	426	32.7	22
3.	52211	Banking	218	20.5	22
4.	44314	Electronics and appliance stores	199	21.5	22
5.	49311	General warehousing and storage	181	18.5	22
6.	48411	General freight trucking, local	167	20.4	15
7.	62111	Offices of physicians	159	18.4	21
8.	44511	Supermarkets and other grocery (except convenience) stores	158	19.7	16
9.	61171	Educational support services	140	6.3	4
10.	49319	Other warehousing and storage	132	11.6	3
11.	55111	Management of companies and enterprises	131	24.5	22
12.	44111	New car dealers	121	20.6	15.5
13.	54171	Research and development in the physical, engineering and life sciences	109	19.8	22
14.	44619	Other health and personal care stores	104	24.9	22
15.	81341	Civic and social organizations	90	17.4	15
16.	72231	Food service contractors	85	20.1	22
17.	91391	Other local, municipal and regional public administration	85	19.8	22
18.	44229	Other home furnishings stores	83	17.7	16
19.	48412	General freight trucking, long distance	79	23.1	22
20.	62121	Offices of dentists	74	19.9	16
21.	62331	Community care facilities for the elderly	72	18.6	17
22.	44411	Home centres	71	11.9	13
23.	45211	Department stores	66	17.0	15
24.	48851	Freight transportation arrangement	62	19.1	16
25.	45399	All other miscellaneous store retailers	62	18.5	21.5
26.	44413	Hardware stores	62	16.7	15
27.	44611	Pharmacies and drug stores	61	20.4	22
28.	44529	Other specialty food stores	56	26.9	22
29.	54121	Accounting, tax preparation, bookkeeping and payroll services	55	20.0	21
30.	51791	Other telecommunications	53	15.5	15
31.	45321	Office supplies and stationery stores	53	18.9	22
32.	54133	Engineering services	49	22.0	22

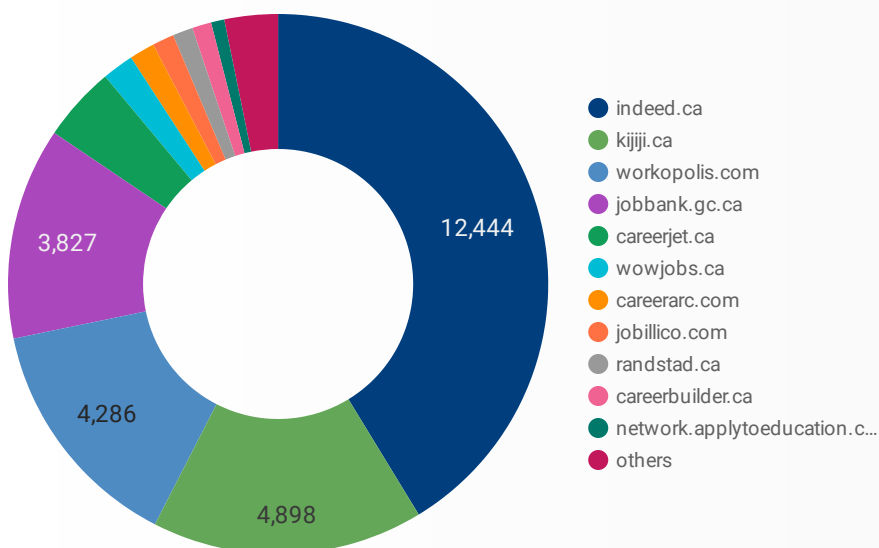
TOP HIRING SECTORS (6 DIGIT NAICS CODE)

What sectors are hiring?

	NAICS CODE	TOP HIRING SECTORS (6 DIGIT NAICS CODE)	POSTING COUNT ▼	AVG POSTING LENGTH IN DAYS	MEDIAN POSTING LENGTH IN DAYS
1.	561310	Employment placement agencies and executive search services	1,162	23.1	22
2.	722511	Full-service restaurants	242	37.1	22
3.	722512	Limited-service eating places	184	27.1	16
4.	443143	Appliance, television and other electronics stores	183	21.6	22
5.	493110	General warehousing and storage	181	18.5	22
6.	484110	General freight trucking, local	167	20.4	15
7.	621110	Offices of physicians	159	18.4	21
8.	445110	Supermarkets and other grocery (except convenience) stores	158	19.7	16
9.	611710	Educational support services	140	6.3	4
10.	493190	Other warehousing and storage	132	11.6	3
11.	551114	Head offices	131	24.5	22
12.	441110	New car dealers	121	20.6	15.5
13.	522112	Corporate and institutional banking industry	120	20.8	22
14.	541710	Research and development in the physical, engineering and life sciences	109	19.8	22
15.	522111	Personal and commercial banking industry	98	20.2	22
16.	446199	All other health and personal care stores	98	25.3	22
17.	813410	Civic and social organizations	90	17.4	15
18.	722310	Food service contractors	85	20.1	22
19.	913910	Other local, municipal and regional public administration	85	19.8	22
20.	442298	All other home furnishings stores	83	17.7	16
21.	621210	Offices of dentists	74	19.9	16
22.	623310	Community care facilities for the elderly	72	18.6	17
23.	444110	Home centres	71	11.9	13
24.	452110	Department stores	66	17.0	15
25.	488519	Other freight transportation arrangement	62	19.1	16
26.	453999	All other miscellaneous store retailers (except beer and wine-making supplies stores)	62	18.5	21.5
27.	444130	Hardware stores	62	16.7	15
28.	446110	Pharmacies and drug stores	61	20.4	22
29.	517919	All other telecommunications	53	15.5	15
30.	453210	Office supplies and stationery stores	53	18.9	22
31.	541212	Offices of accountants	52	20.0	21
32.	445299	All other specialty food stores	51	27.2	22

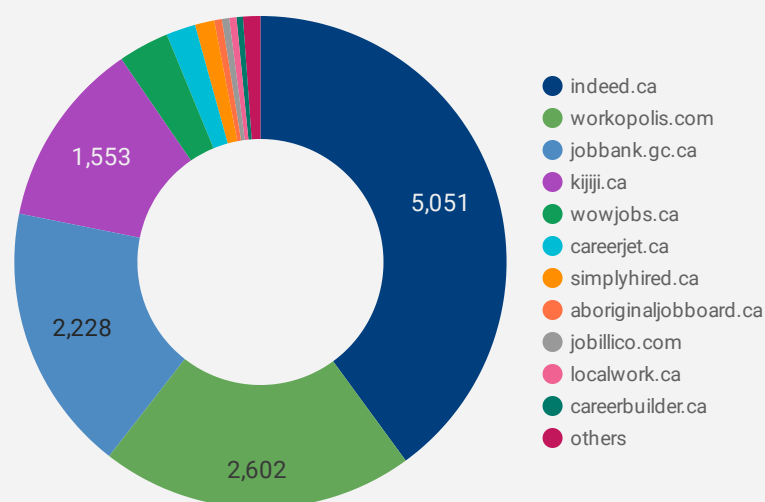
JOB POSTINGS BY JOB BOARD

What share of unique job postings appear on each job board?



COMPANIES BY JOB BOARD

What share of unique job postings appear on each job board?



JOB POSTING DETAILS BY JOB BOARD

How does job posting activity differ by job board?

	JOB BOARD	POSTING COUNT	AVG POSTING LENGTH IN DAYS	MEDIAN POSTING LENGTH IN DAYS	# OF COMPANIES
1.	indeed.ca	12,444	22.2	22	5,051
2.	kijiji.ca	4,898	15.0	15	1,553
3.	workopolis.com	4,286	15.4	15	2,602
4.	jobbank.gc.ca	3,827	41.3	30	2,228
5.	careerjet.ca	1,354	12.5	8	245
6.	wowjobs.ca	569	16.6	16	422
7.	careerarc.com	457	29.4	18	37
8.	jobillico.com	391	18.4	11	61
9.	randstad.ca	365	25.3	31	2
10.	careerbuilder.ca	346	22.7	30	53
11.	network.applytoeducation.com	240	4.6	4	3
12.	aboriginaljobboard.ca	225	15.8	8	63
13.	simplyhired.ca	208	17.4	16	161
14.	centreforskills.ca	100	26.4	28	1
15.	localwork.ca	97	29.7	31	60
16.	retail.ca	91	21.2	15	22
17.	charityvillage.com	85	15.0	15	50