

# JOB DEMAND REPORT

## March 2021

*Job posting data collected by the Peel Halton Workforce Development Group from job boards and employer websites who recruit candidates in Peel Region, Halton Region and Caledon County.*

### HIGHLIGHTS

#### JOB POSTINGS BY THE NUMBERS

TOTAL ACTIVE	NEW THIS MONTH	COMPANIES	JOB BOARDS
27,443	17,082	9,644	28

#### # OF DAYS POSTED

AVERAGE	MEDIAN
21.6	15

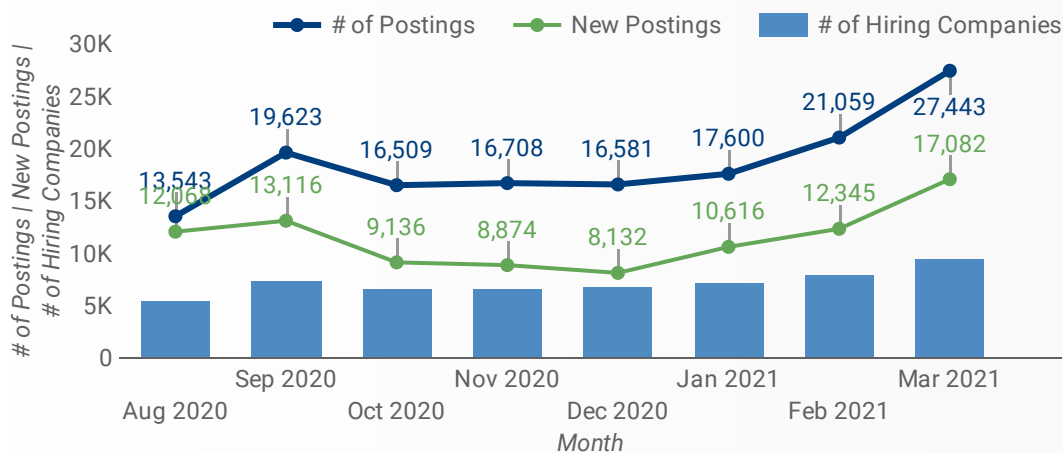
### REPORT BUILDER

*The default filter selection below will show all job demand data for the month. You can use the filters to create a customized report for the purpose of understanding a subset of the data.*

MUNICIPALITY ▾	REGION ▾	JOB TYPE ▾
JOB DURATION ▾	ADDITIONAL LANGUA... ▾	QUICK FIND ▾
JOB BOARD ▾	SKILL LEVEL ▾	
SKILL TYPE NAME / 1-DIGIT NATIONAL OCCUPATIONAL CLASSIFICATION CODE ▾		
MAJOR GROUP / 2-DIGIT NATIONAL OCCUPATIONAL CLASSIFICATION CODE ▾		
MINOR GROUP / 3-DIGIT NATIONAL OCCUPATIONAL CLASSIFICATION CODE ▾		
UNIT GROUP / 4-DIGIT NATIONAL OCCUPATIONAL CLASSIFICATION CODE ▾		
COMPANY OR EMPLOYMENT AGENCY ▾		

## JOB POSTINGS BY MONTH

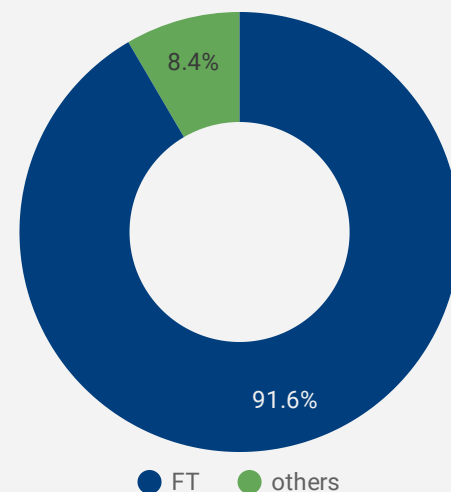
How many job postings were active for at least 1 day this month?



NOTE: This graph cannot be filtered using the controls on the cover page

## JOB TYPE

Full-time vs Part-time



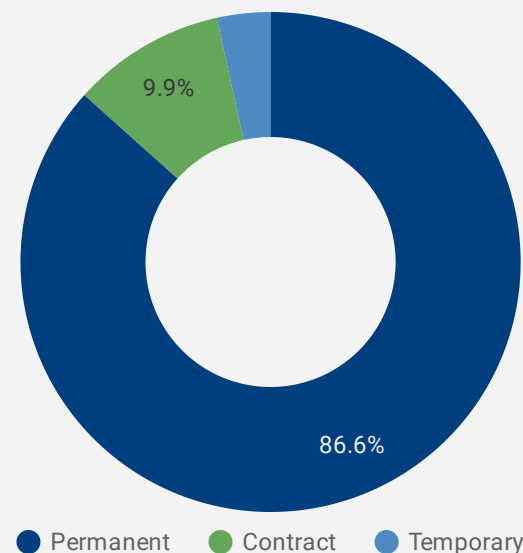
## JOB POSTINGS BY MUNICIPALITY

Where are job opportunities being offered?

	MUNICIPALITY	POSTING COUNT	AVG POSTING LENGTH IN DAYS	MEDIAN POSTING LENGTH IN DAYS
1.	City of Mississauga	11,265	22.3	16
2.	City of Brampton	7,401	22.6	15
3.	Oakville	2,743	19.6	15
4.	Burlington	2,663	19.8	16
5.	Milton	1,469	18.9	15
6.	Town of Caledon	1,342	21.6	15
7.	Halton Hills	455	20.8	15

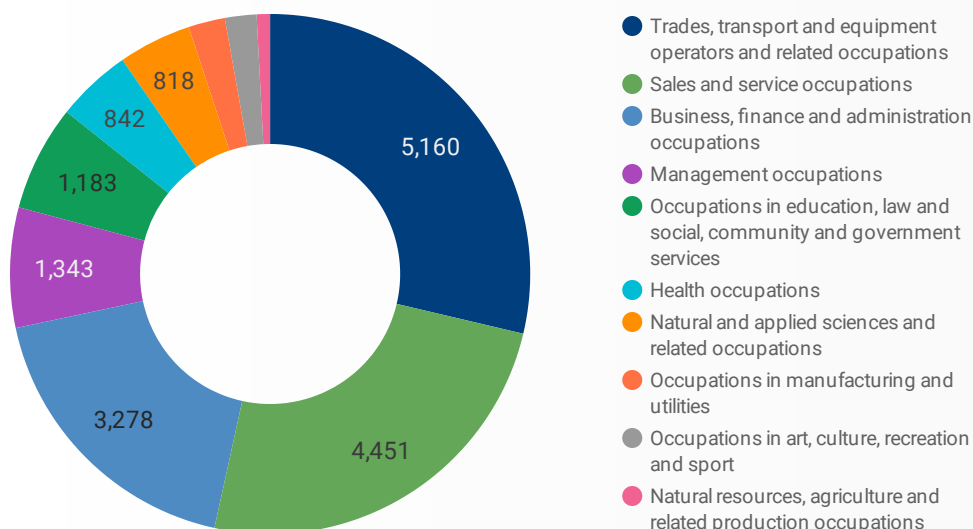
## JOB DURATION

Permanency of jobs posted



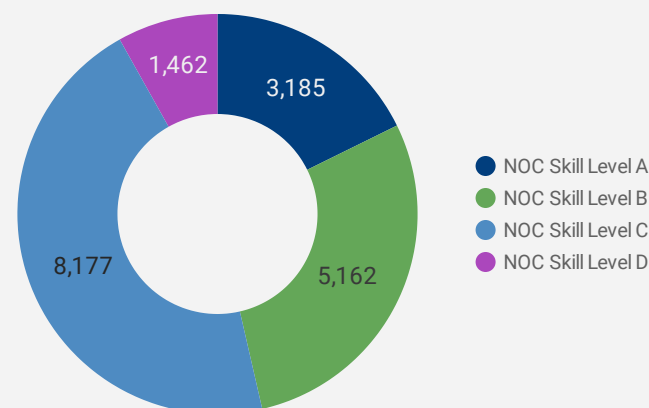
## JOB POSTINGS BY SKILL TYPE

What skill type is being recruited?



## JOB POSTINGS BY SKILL LEVEL

What education do occupations typically require?



Skill Level A = Usually University education | Skill Level B = Usually College education or Apprenticeship training | Skill Level C = Usually Secondary education or occupation-specific training | Skill Level D = Usually on-the-job training

## TOP OCCUPATIONS

What kind of jobs are in-demand?

	4 DIGIT NOC NAME	POSTINGS
1.	Material handlers	1,535
2.	Transport truck drivers	1,492
3.	Retail salespersons	846
4.	Administrative assistants	664
5.	Other customer and information services representatives	628
6.	Cooks	484
7.	Delivery and courier service drivers	434
8.	Home support workers, housekeepers and related occupations	353
9.	Receptionists	309
10.	Light duty cleaners	280
11.	Home child care providers	278
12.	Retail and wholesale trade managers	276
13.	Food and beverage servers	241
14.	Construction trades helpers and labourers	212
15.	Dispatchers	207
16.	General practitioners and family physicians	204
17.	Accounting technicians and bookkeepers	192
18.	Shippers and receivers	188
19.	Cashiers	184
20.	Food counter attendants, kitchen helpers and related support occupations	184
21.	Administrative officers	180
22.	Senior government managers and officials	161
23.	Carpenters	150
24.	Accounting and related clerks	142
25.	General office support workers	141
26.	Other financial officers	141
27.	Food service supervisors	139
28.	Automotive service technicians, truck and bus mechanics and mechanical repairers	136
29.	Store shelf stockers, clerks and order fillers	136
30.	Facility operation and maintenance managers	117

## TOP EMPLOYERS/AGENCIES

Who is hiring?

	COMPANY	POSTINGS
1.	Kijiji Jobs	2,659
2.	CareerJet	419
3.	Randstad Canada	404
4.	Home Depot of Canada Inc.	161
5.	Peel District School Board	136
6.	Halton District School Board	127
7.	Loblaw Companies Limited	117
8.	The Home Depot Canada	115
9.	Trillium Health Partners	113
10.	Centre for Skills Development	107
11.	Halton Healthcare Services	101
12.	TJX Companies, Inc.	92
13.	Randstad	92
14.	Compass Group Canada	89
15.	Home Depot	87
16.	Walmart Canada	85
17.	TJX CANADA	78
18.	Procom	76
19.	Halton Region	73
20.	Halton Healthcare	72
21.	City of Brampton	71
22.	UPS	70
23.	University of Toronto	67
24.	AMAZON	65
25.	Shoppers Drug Mart	60
26.	Lowe's	56
27.	Thermo Fisher Scientific	56
28.	Scotiabank	53
29.	Magna International Inc.	49

## TOP HIRING SECTORS (6 DIGIT NAICS CODE)

What sectors are hiring?

NOTE: This table cannot be filtered using the controls on the cover page

	Class title	Code	Class definition	Job Posting Count	Avg Posting Length
1.	Employment placement agencies and executive search services	561310	This Canadian industry comprises establishments primarily engaged in listing employment vacancies and selecting, referring and placing applicants in employment, either on a permanent or temporary basis. The individuals placed are not employees of the placement agencies.	547	25.0
2.	Full-service restaurants	722511	This Canadian industry comprises establishments primarily engaged in providing food services to patrons who order and are served while seated and pay after eating.	200	34.0
3.	Limited-service eating places	722512	This Canadian industry comprises establishments primarily engaged in providing food services to patrons who order or select items at a counter, food bar or cafeteria line (or order by telephone) and pay before eating. Food and drink are picked up for consumption on the premises or for take-out, or delivered to the customer's location.	159	31.0
4.	General warehousing and storage	493110	This Canadian industry comprises establishments primarily engaged in operating public and contract general merchandise warehousing and storage facilities. These establishments handle goods in containers, such as boxes, barrels and drums, using equipment such as forklifts, pallets and racks. They are not specialized in the handling of a particular type of good.	114	19.0
5.	General freight trucking, local	484110	This Canadian industry comprises establishments primarily engaged in local general freight trucking. These establishments primarily provide trucking services within a metropolitan area and its hinterland. Generally the trips are same-day return.	104	20.0
6.	Supermarkets and other grocery (except convenience) stores	445110	This Canadian industry comprises establishments, known as supermarkets and grocery stores, primarily engaged in retailing a general line of food, such as canned, dry and frozen foods; fresh fruits and vegetables; fresh and prepared meats, fish, poultry, dairy products, baked products and snack foods.	94	24.0
7.	Home centres	444110	This Canadian industry comprises establishments primarily engaged in retailing a general line of home repair and improvement materials and supplies, such as lumber, doors and windows, plumbing goods, electrical goods, floor coverings, tools, houseware, hardware, paint and wallpaper, and lawn and garden equipment and supplies. The merchandise lines are normally arranged in separate sections.	78	13.0
8.	Offices of physicians	621110	This Canadian industry comprises establishments of licensed physicians primarily engaged in the private or group practice of general or specialized medicine or surgery. Offices of physicians, especially walk-in centres that accept patients without appointment and that often have extended office hours, are sometimes called clinics or medical centres. These establishments must not be confused with other out-patient centres that are also referred to as clinics.	71	24.0
9.	Head offices	551114	This Canadian industry comprises establishments primarily engaged in providing general management and/or administrative support services to affiliated establishments. Head offices are engaged in directing or managing the enterprise as a whole.	63	28.0
10.	Other warehousing and storage	493190	This Canadian industry comprises establishments, not classified to any other Canadian industry, primarily engaged in operating warehousing and storage facilities. These establishments operate facilities and equipment that are designed to handle a particular type of good.	63	17.0
11.	Food service contractors	722310	This Canadian industry comprises establishments primarily engaged in supplying food services under contract for a specific period of time.	63	19.0
12.	All other miscellaneous store retailers (except beer and wine-making supplies stores)	453999	This Canadian industry comprises establishments, not classified to any other Canadian industry, primarily engaged in retailing specialized lines of merchandise.	61	20.0

## OCCUPATIONS BY FREQUENCY & LENGTH OF JOB POSTINGS

What jobs are hard to fill and in-demand?

	4 DIGIT NOC	4 DIGIT NOC NAME	SKILL LEVEL	POSTING COUNT	AVG POSTING LENGTH IN DAYS	MEDIAN POSTING LENGTH IN DAYS
1.	7452	Material handlers	NOC Skill Level C	1,535	18.9	15
2.	7511	Transport truck drivers	NOC Skill Level C	1,492	19.7	15
3.	6421	Retail salespersons	NOC Skill Level C	846	16.4	15
4.	1241	Administrative assistants	NOC Skill Level B	664	36.0	22
5.	6552	Other customer and information services representatives	NOC Skill Level C	628	18.0	15
6.	6322	Cooks	NOC Skill Level B	484	31.4	15
7.	7514	Delivery and courier service drivers	NOC Skill Level C	434	17.1	15
8.	4412	Home support workers, housekeepers and related occupations	NOC Skill Level C	353	27.0	18
9.	1414	Receptionists	NOC Skill Level C	309	17.5	15
10.	6731	Light duty cleaners	NOC Skill Level D	280	17.8	15
11.	4411	Home child care providers	NOC Skill Level C	278	41.8	22
12.	621	Retail and wholesale trade managers	NOC Skill Level A	276	22.5	16
13.	6513	Food and beverage servers	NOC Skill Level C	241	17.8	15
14.	7611	Construction trades helpers and labourers	NOC Skill Level D	212	17.5	15
15.	1525	Dispatchers	NOC Skill Level C	207	26.2	15
16.	3112	General practitioners and family physicians	NOC Skill Level A	204	20.6	22
17.	1311	Accounting technicians and bookkeepers	NOC Skill Level B	192	48.1	22
18.	1521	Shippers and receivers	NOC Skill Level C	188	19.3	15
19.	6611	Cashiers	NOC Skill Level D	184	18.2	15
20.	6711	Food counter attendants, kitchen helpers and related support occupations	NOC Skill Level D	184	18.5	15
21.	1221	Administrative officers	NOC Skill Level B	180	42.0	22
22.	12	Senior government managers and officials	NOC Skill Level A	161	19.4	22
23.	7271	Carpenters	NOC Skill Level B	150	24.5	15
24.	1431	Accounting and related clerks	NOC Skill Level C	142	19.6	22
25.	1411	General office support workers	NOC Skill Level C	141	18.7	15
26.	1114	Other financial officers	NOC Skill Level A	141	21.1	22
27.	6311	Food service supervisors	NOC Skill Level B	139	73.4	76
28.	7321	Automotive service technicians, truck and bus mechanics and mechanical repairers	NOC Skill Level B	136	22.0	15
29.	6622	Store shelf stockers, clerks and order fillers	NOC Skill Level D	136	17.2	15

## MULTILINGUAL JOB POSTINGS BY THE NUMBERS

ACTIVE POSTINGS

1,657

NEW POSTINGS

13

COMPANIES

675

UNIQUE LANGUAGES

7

## # OF DAYS POSTED

AVERAGE

20

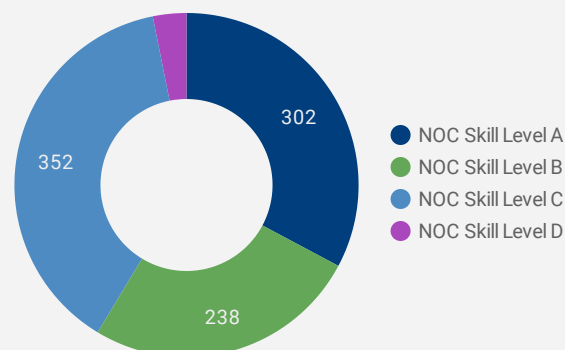
MEDIAN

22

## MULTILINGUAL JOB POSTINGS BY SKILL LEVEL

What language skills are employers looking for by occupational skill level?

- 302 Skill Level A - Management/ Professional Occupations usually requiring University
- 238 Skill Level B - Usually college education or apprenticeship training
- 352 Skill Level C - Usually secondary education or occupation-specific training
- 29 Skill Level D - Usually on-the-job training



## JOB POSTINGS BY LANGUAGE SKILL

How many job postings require specific language skills?

Arabic Language Jobs

15

African Dialect Language Jobs

0

Cantonese Language Jobs

25

Chinese Language Jobs

38

French Language Jobs

649

German Language Jobs

30

Italian Language Jobs

0

Japanese Language Jobs

0

Mandarin Language Jobs

0

Portuguese Language Jobs

0

Punjabi Language Jobs

130

Spanish Language Jobs

32

Thai Language Jobs

0

African Dialect Language Jobs

0

## MULTILINGUAL HIRING EMPLOYERS

Which employers are seeking multilingual candidates?

	COMPANY	POSTINGS
1.	Trillium Health Partners	106
2.	Kijiji Jobs	93
3.	Bell Canada	45
4.	Halton District School Board	35
5.	Bell	29
6.	CareerJet	28
7.	Peel District School Board	28
8.	FedEx Express	27
9.	Randstad Canada	24
10.	FedEx Express Canada	22
11.	BELL BUSINESS MARKETS	18
12.	VON Canada	17
13.	Canon Canada	16
14.	BELL MOBILITY/BELL MOBILIT	15
15.	Farm Boy	13
16.	Martinrea International Inc.	12
17.	DD	11

## MULTILINGUAL JOB DEMAND BY 4-DIGIT NOC

What occupations seek Language Skills?

4 DIGIT NOC NAME		FRENCH	AFRICAN	ARABIC	CANTONESE	CHINESE	GERMAN	ITALIAN	JAPANESE	MANDARIN	PORTUGUESE	PUNJABI	SPANISH	THAI	VIETNAMESE
1.	Other customer and information services representatives	97	0	1	1	2	0	0	0	0	0	2	4	0	0
2.	Retail salespersons	28	0	0	2	1	4	0	0	0	0	0	1	0	0
3.	School principals and administrators of elementary and secondary education	24	0	0	0	0	0	0	0	0	0	0	0	0	0
4.	Sales and account representatives - wholesale trade (non-technical)	20	0	0	0	0	0	0	0	0	0	0	1	0	0
5.	General practitioners and family physicians	19	0	1	0	0	0	0	0	0	0	2	1	0	0
6.	Other instructors	19	0	0	0	0	0	0	0	0	0	3	1	0	0
7.	Corporate sales managers	16	0	0	0	1	0	0	0	0	0	1	1	0	0
8.	Retail and wholesale trade managers	15	0	0	0	0	0	0	0	0	0	1	0	0	0
9.	General office support workers	13	0	0	1	0	0	0	0	0	0	5	0	0	0
10.	Lawyers and Quebec notaries	12	0	0	0	0	0	0	0	0	0	0	0	0	0
11.	Delivery and courier service drivers	11	0	0	0	2	0	0	0	0	0	...	0	0	0
12.	Administrative assistants	11	0	0	1	3	0	0	0	0	0	...	0	0	0
13.	Human resources and recruitment officers	10	0	0	0	1	0	0	0	0	0	0	0	0	0
14.	Professional occupations in advertising, marketing and public relations	10	0	0	0	0	0	0	0	0	0	0	0	0	0
15.	Nurse aides, orderlies and patient service associates	10	0	0	0	0	1	0	0	0	0	0	0	0	0
16.	Advertising, marketing and public relations managers	9	0	1	0	0	0	0	0	0	0	2	0	0	0
17.	Accounting and related clerks	9	0	0	0	0	1	0	0	0	0	0	1	0	0
18.	User support technicians	9	0	0	0	0	0	0	0	0	0	0	0	0	0
19.	Other medical technologists and technicians (except dental health)	9	0	1	0	0	0	0	0	0	0	5	0	0	0
20.	Financial and investment analysts	9	0	0	0	0	0	0	0	0	0	0	0	0	0
21.	Other financial officers	8	0	0	0	0	0	0	0	0	0	0	1	0	0
22.	Health policy researchers, consultants and program officers	8	0	0	0	0	0	0	0	0	0	0	0	0	0
23.	Registered nurses and registered psychiatric nurses	8	0	0	0	0	0	0	0	0	0	0	0	0	0
24.	Material handlers	7	0	0	2	1	7	0	0	0	0	2	2	0	0

## JOB POSTINGS BY 3-DIGIT NATIONAL OCCUPATION CLASSIFICATION

What jobs are hard to fill and in-demand?

	3 DIGIT NOC	3 DIGIT NOC NAME	SKILL LEVEL	POSTING COUNT	AVG POSTING LENGTH IN DAYS	MEDIAN POSTING LENGTH IN DAYS
1.	751	Motor vehicle and transit drivers	NOC Skill Level C	1,936	19.2	15
2.	745	Longshore workers and material handlers	NOC Skill Level C	1,538	18.9	15
3.	642	Retail salespersons	NOC Skill Level C	846	16.4	15
4.	124	Office administrative assistants - general, legal and medical	NOC Skill Level B	699	35.8	22
5.	441	Home care providers and educational support occupations	NOC Skill Level C	647	32.5	22
6.	655	Customer and information services representatives	NOC Skill Level C	633	18.0	15
7.	632	Chefs and cooks	NOC Skill Level B	575	30.8	15
8.	152	Supply chain logistics, tracking and scheduling co-ordination occupations	NOC Skill Level C	480	22.6	15
9.	141	General office workers	NOC Skill Level C	457	17.8	15
10.	673	Cleaners	NOC Skill Level D	452	17.8	15
11.	122	Administrative and regulatory occupations	NOC Skill Level B	405	31.8	22

1 - 50 / 133 < >

## JOB POSTINGS BY 2-DIGIT NATIONAL OCCUPATION CLASSIFICATION

What jobs are hard to fill and in-demand?

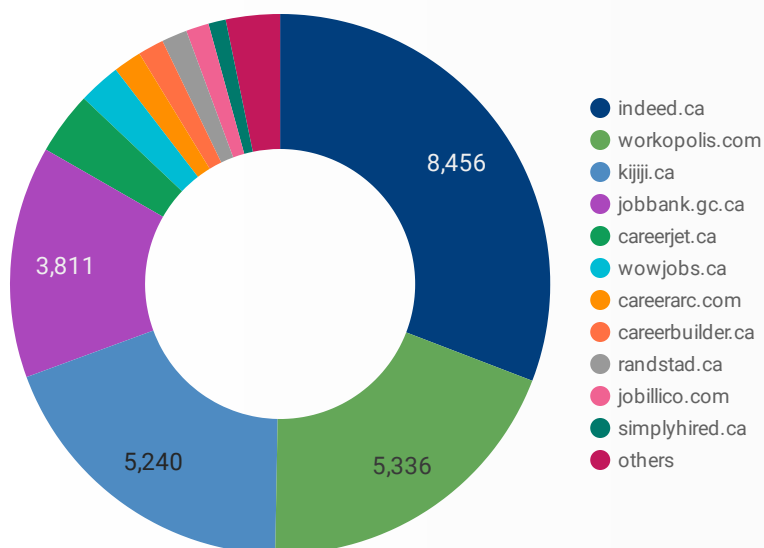
	2 DIGIT NOC	2 DIGIT NOC NAME	SKILL LEVEL	POSTING COUNT	AVG POSTING LENGTH IN DAYS	MEDIAN POSTING LENGTH IN DAYS
1.	75	Transport and heavy equipment operation and related maintenance occupations	NOC Skill Level C	2,072	19.7	15
2.	74	Other installers, repairers and servicers and material handlers	NOC Skill Level C	1,610	19.3	15
3.	12	Administrative and financial supervisors and administrative occupations	NOC Skill Level B	1,281	34.6	22
4.	65	Service representatives and other customer and personal services occupations	NOC Skill Level C	1,163	17.9	15
5.	63	Service supervisors and specialized service occupations	NOC Skill Level B	963	35.7	16
6.	64	Sales representatives and salespersons - wholesale and retail trade	NOC Skill Level C	961	16.9	15
7.	72	Industrial, electrical and construction trades	NOC Skill Level B	832	28.4	15
8.	14	Office support occupations	NOC Skill Level C	738	18.3	15
9.	67	Service support and other service occupations, n.e.c.	NOC Skill Level D	651	18.0	15
10.	44	Care providers and educational, legal and public protection support occupations	NOC Skill Level C	650	32.4	22
11.	15	Distribution, tracking and scheduling co-ordination occupations	NOC Skill Level C	519	22.1	15

1 - 45 / 45 < >



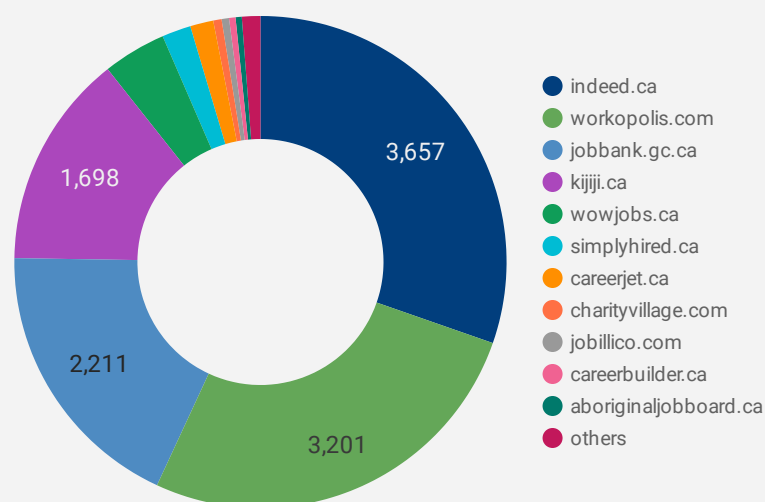
## JOB POSTINGS BY JOB BOARD

What share of unique job postings appear on each job board?



## COMPANIES BY JOB BOARD

What share of unique job postings appear on each job board?



## JOB POSTING DETAILS BY JOB BOARD

How does job posting activity differ by job board?

	JOB BOARD	POSTING COUNT	AVG POSTING LENGTH IN DAYS	MEDIAN POSTING LENGTH IN DAYS	# OF COMPANIES
1.	indeed.ca	8,456	22.3	22	3,657
2.	workopolis.com	5,336	15.2	15	3,201
3.	kijiji.ca	5,240	15.1	15	1,698
4.	jobbank.gc.ca	3,811	54.2	32	2,211
5.	careerjet.ca	1,032	13.9	9	184
6.	wowjobs.ca	694	17.3	16	501
7.	careerarc.com	463	24.4	16	37
8.	careerbuilder.ca	425	21.1	28	51
9.	randstad.ca	419	28.4	32	2
10.	jobillico.com	376	19.6	13	59
11.	simplyhired.ca	285	16.8	16	229
12.	network.applytoeducation.com	246	5.6	4	7
13.	aboriginaljobboard.ca	129	24.5	24	49
14.	centreforskills.ca	106	18.7	14	1
15.	charityvillage.com	97	14.9	15	66
16.	retail.ca	96	22.1	18	19
17.	localwork.ca	73	29.0	31	47