

# JOB DEMAND REPORT

## FEBRUARY 2021

*Job posting data collected by the Peel Halton Workforce Development Group from job boards and employer websites who recruit candidates in Peel Region, Halton Region and Caledon County.*

### HIGHLIGHTS

#### JOB POSTINGS BY THE NUMBERS

TOTAL ACTIVE	NEW THIS MONTH	COMPANIES	JOB BOARDS
21,059	12,345	8,110	25

#### # OF DAYS POSTED

AVERAGE	MEDIAN
20.9	15

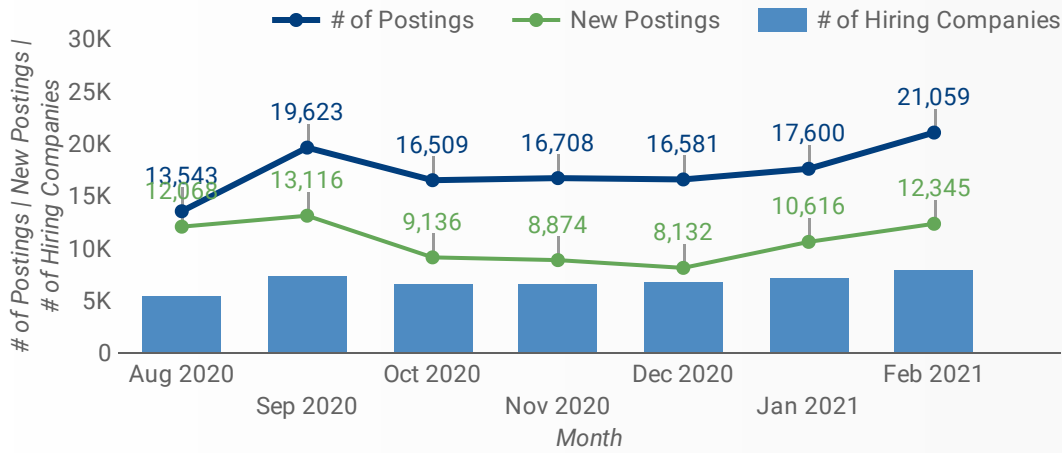
### REPORT BUILDER

*The default filter selection below will show all job demand data for the month. You can use the filters to create a customized report for the purpose of understanding a subset of the data.*

MUNICIPALITY ▾	REGION ▾	JOB TYPE ▾
JOB DURATION ▾	ADDITIONAL LANGUA... ▾	QUICK FIND ▾
JOB BOARD ▾	SKILL LEVEL ▾	
SKILL TYPE NAME / 1-DIGIT NATIONAL OCCUPATIONAL CLASSIFICATION CODE ▾		
MAJOR GROUP / 2-DIGIT NATIONAL OCCUPATIONAL CLASSIFICATION CODE ▾		
MINOR GROUP / 3-DIGIT NATIONAL OCCUPATIONAL CLASSIFICATION CODE ▾		
UNIT GROUP / 4-DIGIT NATIONAL OCCUPATIONAL CLASSIFICATION CODE ▾		
COMPANY OR EMPLOYMENT AGENCY ▾		

## JOB POSTINGS BY MONTH

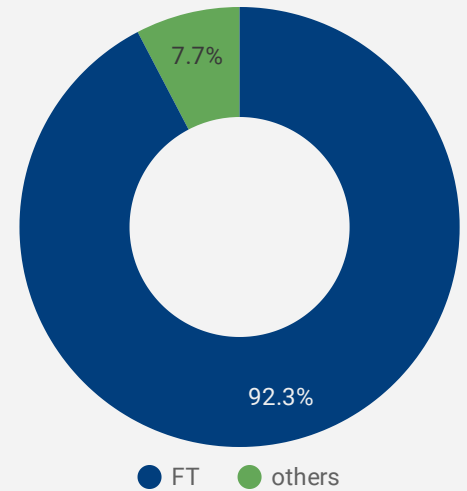
How many job postings were active for at least 1 day this month?



NOTE: This graph cannot be filtered using the controls on the cover page

## JOB TYPE

Full-time vs Part-time



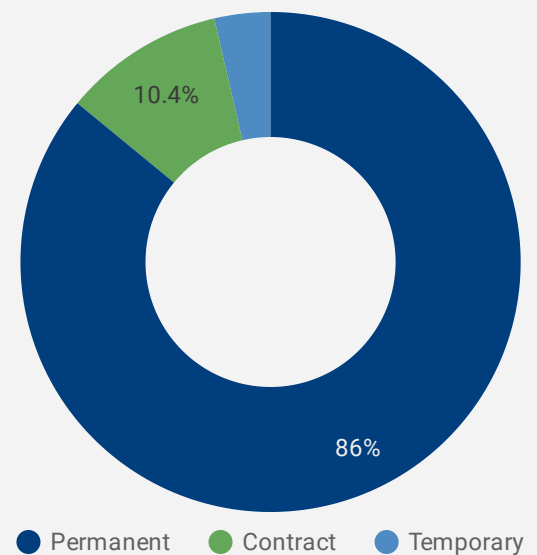
## JOB POSTINGS BY MUNICIPALITY

Where are job opportunities being offered?

	MUNICIPALITY	POSTING COUNT	AVG POSTING LENGTH IN DAYS	MEDIAN POSTING LENGTH IN DAYS
1.	City of Mississauga	8,891	21.5	15
2.	City of Brampton	5,786	21.8	15
3.	Burlington	2,019	19.1	15
4.	Oakville	1,981	19.1	16
5.	Town of Caledon	1,002	20.5	15
6.	Milton	979	18.4	15
7.	Halton Hills	312	22.2	15

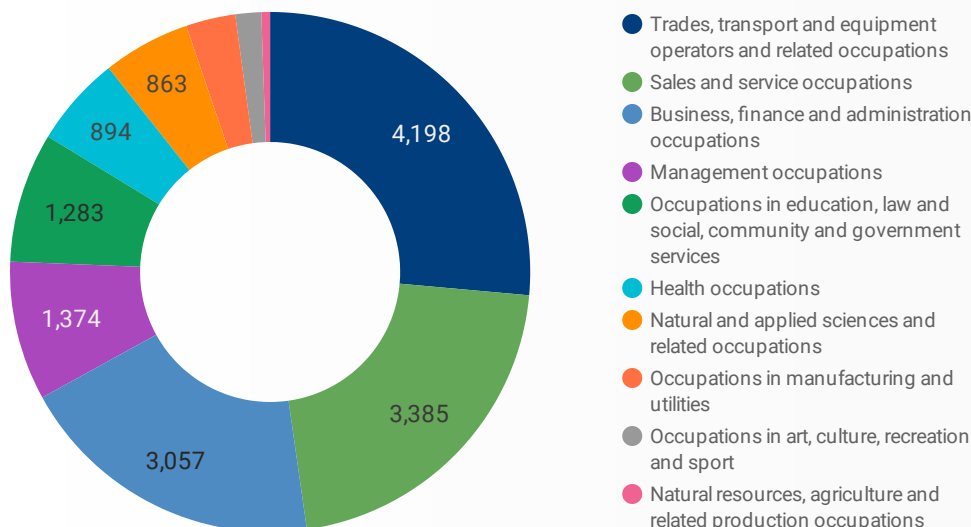
## JOB DURATION

Permanency of jobs posted



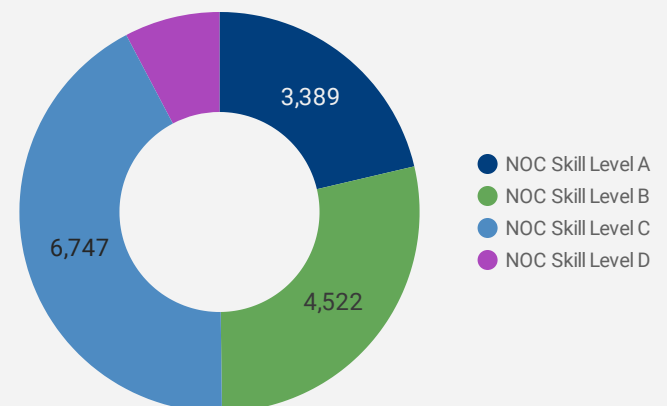
## JOB POSTINGS BY SKILL TYPE

What skill type is being recruited?



## JOB POSTINGS BY SKILL LEVEL

What education do occupations typically require?



Skill Level A = Usually University education | Skill Level B = Usually College education or Apprenticeship training | Skill Level C = Usually Secondary education or occupation-specific training | Skill Level D = Usually on-the-job training

## TOP OCCUPATIONS

What kind of jobs are in-demand?

	4 DIGIT NOC NAME	POSTINGS
1.	Material handlers	1,236
2.	Transport truck drivers	1,232
3.	Administrative assistants	583
4.	Retail salespersons	539
5.	Other customer and information services representatives	459
6.	Home support workers, housekeepers and related occupations	385
7.	Delivery and courier service drivers	361
8.	Cooks	354
9.	General practitioners and family physicians	266
10.	Home child care providers	266
11.	Retail and wholesale trade managers	225
12.	Light duty cleaners	222
13.	Receptionists	206
14.	Administrative officers	186
15.	Accounting technicians and bookkeepers	169
16.	Dispatchers	156
17.	Facility operation and maintenance managers	152
18.	Shippers and receivers	152
19.	Other financial officers	136
20.	Sales and account representatives - wholesale trade (non-technical)	132
21.	Food service supervisors	132
22.	Accounting and related clerks	129
23.	Senior government managers and officials	129
24.	Food counter attendants, kitchen helpers and related support occupations	129
25.	Corporate sales managers	128
26.	Professional occupations in business management consulting	128
27.	Food and beverage servers	128
28.	Cashiers	126
29.	Security guards and related security service occupations	126
30.	Professional occupations in education, media and communications	112

## TOP EMPLOYERS/AGENCIES

Who is hiring?

	COMPANY	POSTINGS
1.	Kijiji Jobs	1,771
2.	CareerJet	383
3.	Randstad Canada	210
4.	UPS	117
5.	Home Depot of Canada Inc.	112
6.	Loblaw Companies Limited	107
7.	Peel District School Board	102
8.	Trillium Health Partners	91
9.	Halton Healthcare Services	86
10.	Walmart Canada	86
11.	Compass Group Canada	84
12.	UPS inc.	79
13.	The Home Depot Canada	75
14.	Lowe's	74
15.	Robert Half Canada	70
16.	Halton District School Board	70
17.	Randstad	70
18.	Procom	69
19.	Aerotek	69
20.	Halton Region	68
21.	Shoppers Drug Mart	55
22.	Thermo Fisher Scientific	53
23.	City of Brampton	51
24.	TJX Companies, Inc.	46
25.	Magna International Inc.	44
26.	Home Depot	44
27.	Sobeys	43
28.	Citi	42
29.	Breakaway Staffing	41
30.	Stamps Canada Limited	40

## TOP HIRING SECTORS (6 DIGIT NAICS CODE)

What sectors are hiring?

NOTE: This table cannot be filtered using the controls on the cover page

	Class title	Code	Class definition	Job Posting Count	Avg Posting Length
1.	Employment placement agencies and executive search services	561310	This Canadian industry comprises establishments primarily engaged in listing employment vacancies and selecting, referring and placing applicants in employment, either on a permanent or temporary basis. The individuals placed are not employees of the placement agencies.	443	20.0
2.	Full-service restaurants	722511	This Canadian industry comprises establishments primarily engaged in providing food services to patrons who order and are served while seated and pay after eating.	154	32.0
3.	Limited-service eating places	722512	This Canadian industry comprises establishments primarily engaged in providing food services to patrons who order or select items at a counter, food bar or cafeteria line (or order by telephone) and pay before eating. Food and drink are picked up for consumption on the premises or for take-out, or delivered to the customer's location.	112	37.0
4.	General freight trucking, local	484110	This Canadian industry comprises establishments primarily engaged in local general freight trucking. These establishments primarily provide trucking services within a metropolitan area and its hinterland. Generally the trips are same-day return.	98	21.0
5.	Supermarkets and other grocery (except convenience) stores	445110	This Canadian industry comprises establishments, known as supermarkets and grocery stores, primarily engaged in retailing a general line of food, such as canned, dry and frozen foods; fresh fruits and vegetables; fresh and prepared meats, fish, poultry, dairy products, baked products and snack foods.	97	22.0
6.	General warehousing and storage	493110	This Canadian industry comprises establishments primarily engaged in operating public and contract general merchandise warehousing and storage facilities. These establishments handle goods in containers, such as boxes, barrels and drums, using equipment such as forklifts, pallets and racks. They are not specialized in the handling of a particular type of good.	82	20.0
7.	Food service contractors	722310	This Canadian industry comprises establishments primarily engaged in supplying food services under contract for a specific period of time.	70	20.0
8.	Appliance, television and other electronics stores	443143	This Canadian industry comprises establishments primarily engaged in retailing new household appliances, home audio and video equipment, and other electronic products.	67	20.0
9.	Corporate and institutional banking industry	522112	This Canadian industry comprises establishments primarily engaged in issuing loans to large businesses, governments or other large institutional clients, using funds primarily obtained from related personal and commercial banking establishments. Corporate and institutional banking establishments provide deposit and other services to their clients.	65	18.0
10.	Other local, municipal and regional public administration	913910	This Canadian industry comprises establishments of local governments, not classified to any other Canadian industry, primarily engaged in executive and legislative activities; planning, fiscal and related policies and the administration of the public debt; assessing, levying and collecting taxes; conducting relations with other governments; and the administration of local, municipal, and regional government programs.	65	25.0
11.	Offices of dentists	621210	This Canadian industry comprises establishments of licensed dentists primarily engaged in the private or group practice of general or specialized dentistry or dental surgery. Offices of dentists, especially walk-in centres that accept patients without appointment and that often have extended office hours, are sometimes called clinics or dental centres.	57	21.0
12.	Head offices	551114	This Canadian industry comprises establishments primarily engaged in providing general management and/or administrative support services to affiliated establishments. Head offices are engaged in directing or managing the enterprise as a whole.	57	21.0
13.	Personal and commercial	522111	This Canadian industry comprises establishments primarily engaged in accepting deposits from, and issuing loans to, persons or small- and medium-	53	20.0

## OCCUPATIONS BY FREQUENCY & LENGTH OF JOB POSTINGS

What jobs are hard to fill and in-demand?

	4 DIGIT NOC	4 DIGIT NOC NAME	SKILL LEVEL	POSTING COUNT	AVG POSTING LENGTH IN DAYS	MEDIAN POSTING LENGTH IN DAYS
1.	7452	Material handlers	NOC Skill Level C	1,236	18.2	15
2.	7511	Transport truck drivers	NOC Skill Level C	1,232	18.4	15
3.	1241	Administrative assistants	NOC Skill Level B	583	35.9	22
4.	6421	Retail salespersons	NOC Skill Level C	539	17.0	15
5.	6552	Other customer and information services representatives	NOC Skill Level C	459	18.4	16
6.	4412	Home support workers, housekeepers and related occupations	NOC Skill Level C	385	24.4	21
7.	7514	Delivery and courier service drivers	NOC Skill Level C	361	17.2	15
8.	6322	Cooks	NOC Skill Level B	354	31.7	15
9.	3112	General practitioners and family physicians	NOC Skill Level A	266	21.3	16
10.	4411	Home child care providers	NOC Skill Level C	266	34.9	16
11.	621	Retail and wholesale trade managers	NOC Skill Level A	225	20.6	22
12.	6731	Light duty cleaners	NOC Skill Level D	222	17.4	15
13.	1414	Receptionists	NOC Skill Level C	206	21.5	15
14.	1221	Administrative officers	NOC Skill Level B	186	28.8	22
15.	1311	Accounting technicians and bookkeepers	NOC Skill Level B	169	40.8	22
16.	1525	Dispatchers	NOC Skill Level C	156	22.2	15
17.	714	Facility operation and maintenance managers	NOC Skill Level A	152	21.6	22
18.	1521	Shippers and receivers	NOC Skill Level C	152	20.1	16
19.	1114	Other financial officers	NOC Skill Level A	136	20.1	22
20.	6411	Sales and account representatives - wholesale trade (non-technical)	NOC Skill Level C	132	20.6	22
21.	6311	Food service supervisors	NOC Skill Level B	132	67.9	69
22.	1431	Accounting and related clerks	NOC Skill Level C	129	17.9	16
23.	12	Senior government managers and officials	NOC Skill Level A	129	20.4	22
24.	6711	Food counter attendants, kitchen helpers and related support occupations	NOC Skill Level D	129	17.5	15
25.	601	Corporate sales managers	NOC Skill Level A	128	24.6	22
26.	1122	Professional occupations in business management consulting	NOC Skill Level A	128	20.4	22
27.	6513	Food and beverage servers	NOC Skill Level C	128	19.5	16
28.	6611	Cashiers	NOC Skill Level D	126	19.4	15
29.	6541	Security guards and related security service occupations	NOC Skill Level C	126	16.4	15

## MULTILINGUAL JOB POSTINGS BY THE NUMBERS

ACTIVE POSTINGS

1,331

NEW POSTINGS

15

COMPANIES

614

UNIQUE LANGUAGES

7

## # OF DAYS POSTED

AVERAGE

20

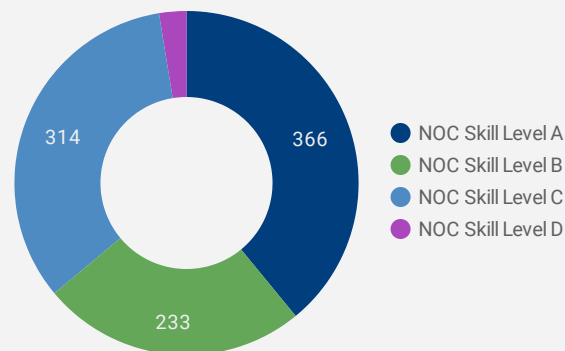
MEDIAN

22

## MULTILINGUAL JOB POSTINGS BY SKILL LEVEL

What language skills are employers looking for by occupational skill level?

- 366 Skill Level A - Management/ Professional Occupations usually requiring University
- 233 Skill Level B - Usually college education or apprenticeship training
- 314 Skill Level C - Usually secondary education or occupation-specific training
- 24 Skill Level D - Usually on-the-job training



## JOB POSTINGS BY LANGUAGE SKILL

How many job postings require specific language skills?

Arabic Language Jobs

21

African Dialect Language Jobs

0

Cantonese Language Jobs

24

Chinese Language Jobs

36

French Language Jobs

693

German Language Jobs

21

Italian Language Jobs

0

Japanese Language Jobs

0

Mandarin Language Jobs

0

Portuguese Language Jobs

0

Punjabi Language Jobs

115

Spanish Language Jobs

25

Thai Language Jobs

0

African Dialect Language Jobs

0

## MULTILINGUAL HIRING EMPLOYERS

Which employers are seeking multilingual candidates?

	COMPANY	POSTINGS
1.	Trillium Health Partners	84
2.	Kijiji Jobs	49
3.	Bell Canada	36
4.	Peel District School Board	25
5.	FedEx Express Canada	19
6.	FedEx Express	18
7.	CareerJet	17
8.	Halton District School Board	17
9.	Procom	14
10.	Farm Boy	14
11.	Bell	14
12.	Bayshore HealthCare	13
13.	BELL MOBILITY/BELL MOBILIT	13
14.	Shoppers Drug Mart	13
15.	Robert Half Canada	12
16.	Randstad Canada	10
17.	Innamor Strategic Inc.	10

## MULTILINGUAL JOB DEMAND BY 4-DIGIT NOC

What occupations seek Language Skills?

4 DIGIT NOC NAME		FRENCH	AFRICAN	ARABIC	CANTONESE	CHINESE	GERMAN	ITALIAN	JAPANESE	MANDARIN	PORTUGUESE	PUNJABI	SPANISH	THAI	VIETNAMESE
1.	Other customer and information services representatives	83	0	1	1	0	0	0	0	0	0	2	2	0	0
2.	General practitioners and family physicians	35	0	1	0	0	0	0	0	0	0	2	0	0	0
3.	Sales and account representatives - wholesale trade (non-technical)	20	0	0	0	0	0	0	0	0	0	0	1	0	0
4.	School principals and administrators of elementary and secondary education	18	0	0	0	0	0	0	0	0	0	0	0	0	0
5.	Other instructors	16	0	0	0	5	0	0	0	0	0	1	0	0	0
6.	Retail and wholesale trade managers	15	0	0	0	0	0	0	0	0	0	3	0	0	0
7.	General office support workers	14	0	0	0	0	0	0	0	0	0	4	1	0	0
8.	Payroll administrators	13	0	0	0	0	0	0	0	0	0	0	0	0	0
9.	Corporate sales managers	12	0	0	0	2	0	0	0	0	0	0	1	0	0
10.	Professional occupations in advertising, marketing and public relations	12	0	0	0	1	0	0	0	0	0	1	0	0	0
11.	Professional occupations in business management consulting	12	0	0	0	1	0	0	0	0	0	0	0	0	0
12.	Administrative assistants	11	0	4	0	2	0	0	0	0	0	8	0	0	0
13.	Retail salespersons	11	0	0	1	0	1	0	0	0	0	1	0	0	0
14.	Architects	11	0	0	0	0	0	0	0	0	0	0	0	0	0
15.	Other assisting occupations in support of health services	11	0	0	0	0	0	0	0	0	0	0	0	0	0
16.	Home support workers, housekeepers and related occupations	10	0	1	0	1	0	0	0	0	0	7	0	0	0
17.	Senior government managers and officials	10	0	0	0	0	1	0	0	0	0	0	2	0	0
18.	Health policy researchers, consultants and program officers	10	0	0	0	0	0	0	0	0	0	0	0	0	0
19.	Nurse aides, orderlies and patient service associates	10	0	0	0	1	1	0	0	0	0	0	0	0	0
20.	Accounting and related clerks	9	0	0	0	0	1	0	0	0	0	0	0	0	0
21.	Lawyers and Quebec notaries	9	0	0	0	0	0	0	0	0	0	2	0	0	0
22.	Business development officers and marketing researchers and consultants	9	0	0	0	2	0	0	0	0	0	0	1	0	0
23.	User support technicians	9	0	0	0	0	0	0	0	0	0	0	0	0	0

## JOB POSTINGS BY 3-DIGIT NATIONAL OCCUPATION CLASSIFICATION

What jobs are hard to fill and in-demand?

	3 DIGIT NOC	3 DIGIT NOC NAME	SKILL LEVEL	POSTING COUNT	AVG POSTING LENGTH IN DAYS	MEDIAN POSTING LENGTH IN DAYS
1.	751	Motor vehicle and transit drivers	NOC Skill Level C	1,607	18.2	15
2.	745	Longshore workers and material handlers	NOC Skill Level C	1,241	18.2	15
3.	441	Home care providers and educational support occupations	NOC Skill Level C	661	28.0	19
4.	124	Office administrative assistants - general, legal and medical	NOC Skill Level B	609	35.7	22
5.	642	Retail salespersons	NOC Skill Level C	539	17.0	15
6.	655	Customer and information services representatives	NOC Skill Level C	472	18.3	16
7.	152	Supply chain logistics, tracking and scheduling co-ordination occupations	NOC Skill Level C	441	20.4	15
8.	632	Chefs and cooks	NOC Skill Level B	413	30.3	15
9.	122	Administrative and regulatory occupations	NOC Skill Level B	392	23.3	22
10.	673	Cleaners	NOC Skill Level D	359	17.5	15
11.	111	Auditors, accountants and investment professionals	NOC Skill Level A	342	20.1	22

1 - 50 / 135 < >

## JOB POSTINGS BY 2-DIGIT NATIONAL OCCUPATION CLASSIFICATION

What jobs are hard to fill and in-demand?

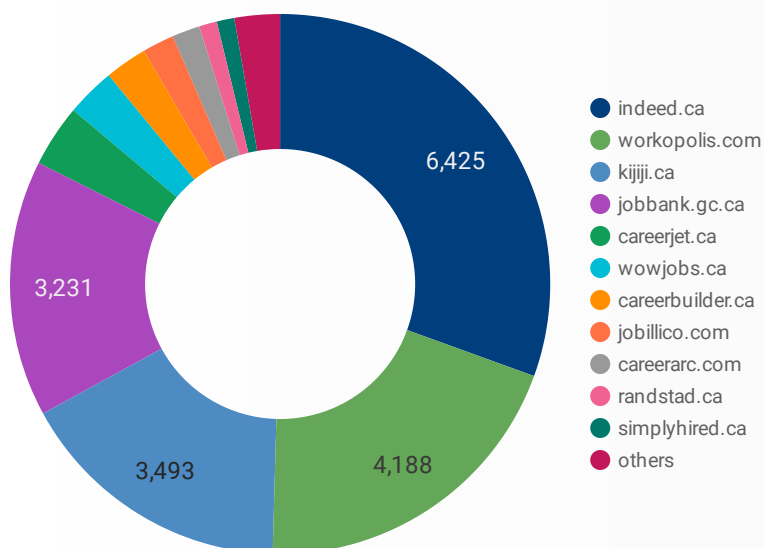
	2 DIGIT NOC	2 DIGIT NOC NAME	SKILL LEVEL	POSTING COUNT	AVG POSTING LENGTH IN DAYS	MEDIAN POSTING LENGTH IN DAYS
1.	75	Transport and heavy equipment operation and related maintenance occupations	NOC Skill Level C	1,730	18.2	15
2.	74	Other installers, repairers and servicers and material handlers	NOC Skill Level C	1,281	18.4	15
3.	12	Administrative and financial supervisors and administrative occupations	NOC Skill Level B	1,173	30.2	22
4.	65	Service representatives and other customer and personal services occupations	NOC Skill Level C	839	18.3	15
5.	63	Service supervisors and specialized service occupations	NOC Skill Level B	754	34.1	15
6.	64	Sales representatives and salespersons - wholesale and retail trade	NOC Skill Level C	671	17.9	15
7.	44	Care providers and educational, legal and public protection support occupations	NOC Skill Level C	666	27.8	18
8.	72	Industrial, electrical and construction trades	NOC Skill Level B	659	27.8	15
9.	11	Professional occupations in business and finance	NOC Skill Level A	625	20.3	22
10.	14	Office support occupations	NOC Skill Level C	556	19.8	16
11.	67	Service support and other service occupations, n.e.c.	NOC Skill Level D	509	17.7	15

1 - 45 / 45 < >



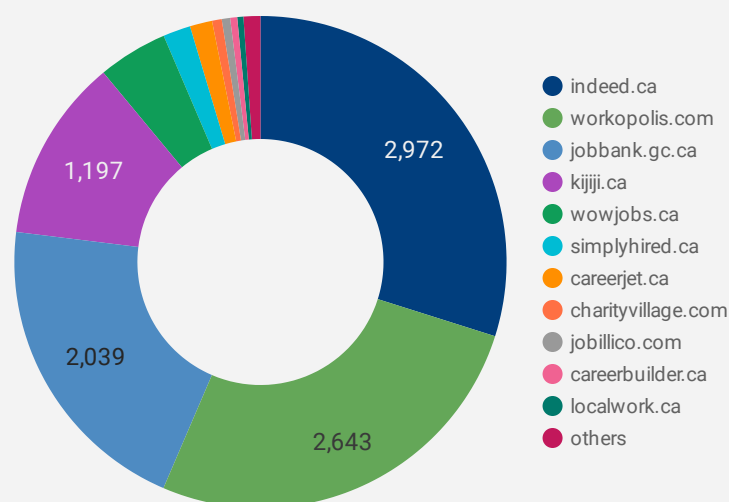
## JOB POSTINGS BY JOB BOARD

What share of unique job postings appear on each job board?



## COMPANIES BY JOB BOARD

What share of unique job postings appear on each job board?



## JOB POSTING DETAILS BY JOB BOARD

How does job posting activity differ by job board?

	JOB BOARD	POSTING COUNT	AVG POSTING LENGTH IN DAYS	MEDIAN POSTING LENGTH IN DAYS	# OF COMPANIES
1.	indeed.ca	6,425	23.2	22	2,972
2.	workopolis.com	4,188	15.4	15	2,643
3.	kijiji.ca	3,493	15.1	15	1,197
4.	jobbank.gc.ca	3,231	46.6	32	2,039
5.	careerjet.ca	784	9.4	6	146
6.	wowjobs.ca	617	17.5	16	456
7.	careerbuilder.ca	532	20.7	24	46
8.	jobillico.com	401	14.5	10	55
9.	careerarc.com	351	22.8	16	32
10.	randstad.ca	225	22.0	20	2
11.	simplyhired.ca	222	18.1	16	180
12.	network.applytoeducation.com	161	4.7	5	6
13.	charityvillage.com	97	14.9	15	63
14.	retail.ca	65	29.7	21	17
15.	localwork.ca	56	29.7	31	40
16.	aboriginaljobboard.ca	52	13.0	13	25
17.	en.agilus.ca	32	20.1	23	1