

# JOB DEMAND REPORT

## JANUARY 2021

Job posting data collected by the Peel Halton Workforce Development Group from job boards and employer websites who recruit candidates in Peel Region, Halton Region and Caledon County.

### HIGHLIGHTS

#### JOB POSTINGS BY THE NUMBERS

TOTAL ACTIVE	NEW THIS MONTH	COMPANIES	JOB BOARDS
17,600	10,616	7,266	24

#### # OF DAYS POSTED

AVERAGE	MEDIAN
25	15

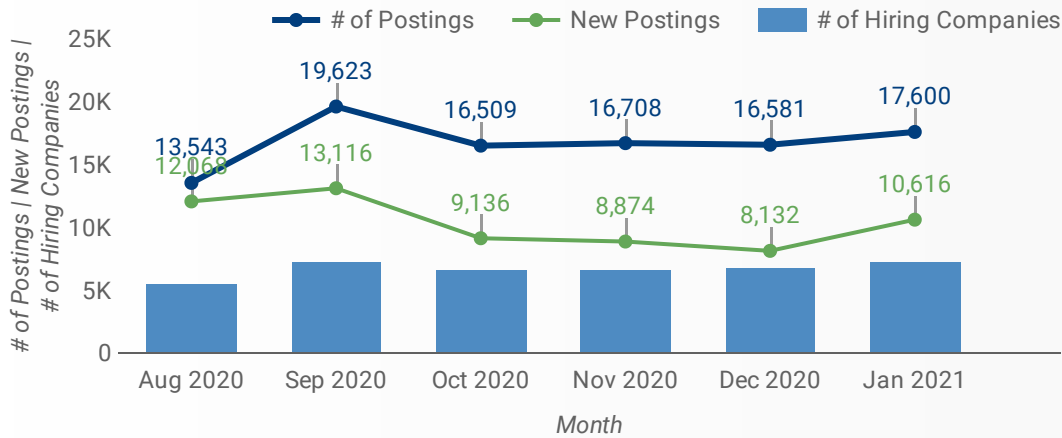
### REPORT BUILDER

The default filter selection below will show all job demand data for the month. You can use the filters to create a customized report for the purpose of understanding a subset of the data.

MUNICIPALITY ▾	REGION ▾	JOB TYPE ▾
JOB DURATION ▾	ADDITIONAL LANGUA... ▾	QUICK FIND ▾
JOB BOARD ▾	SKILL LEVEL ▾	
SKILL TYPE NAME / 1-DIGIT NATIONAL OCCUPATIONAL CLASSIFICATION CODE ▾		
MAJOR GROUP / 2-DIGIT NATIONAL OCCUPATIONAL CLASSIFICATION CODE ▾		
MINOR GROUP / 3-DIGIT NATIONAL OCCUPATIONAL CLASSIFICATION CODE ▾		
UNIT GROUP / 4-DIGIT NATIONAL OCCUPATIONAL CLASSIFICATION CODE ▾		
COMPANY OR EMPLOYMENT AGENCY ▾		

## JOB POSTINGS BY MONTH

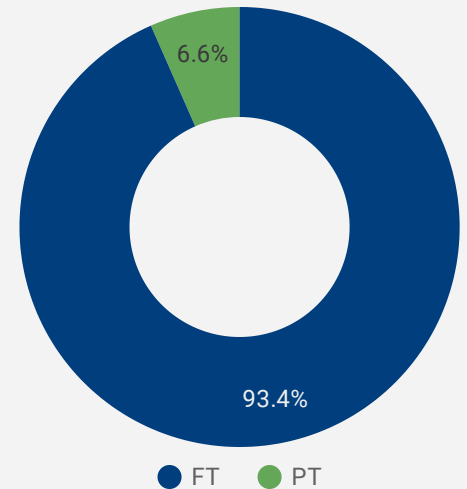
How many job postings were active for at least 1 day this month?



NOTE: This graph cannot be filtered using the controls on the cover page

## JOB TYPE

Full-time vs Part-time



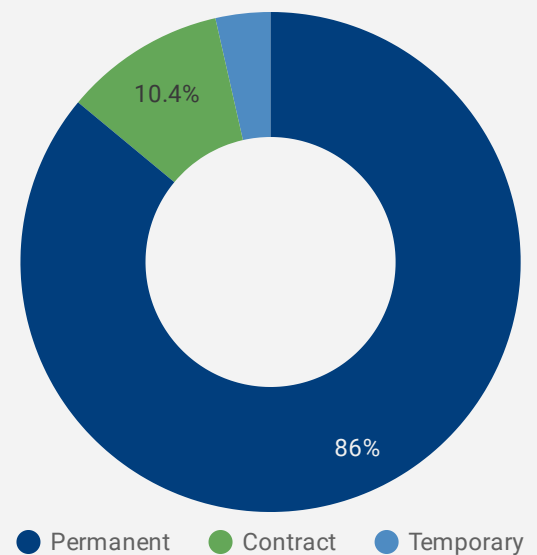
## JOB POSTINGS BY MUNICIPALITY

Where are job opportunities being offered?

	MUNICIPALITY	POSTING COUNT	AVG POSTING LENGTH IN DAYS	MEDIAN POSTING LENGTH IN DAYS
1.	City of Mississauga	7,479	26.7	15
2.	City of Brampton	5,126	26.1	15
3.	Burlington	1,590	21.8	15
4.	Oakville	1,488	18.6	15
5.	Town of Caledon	858	26.1	15
6.	Milton	723	18.5	15
7.	Halton Hills	268	28.4	15

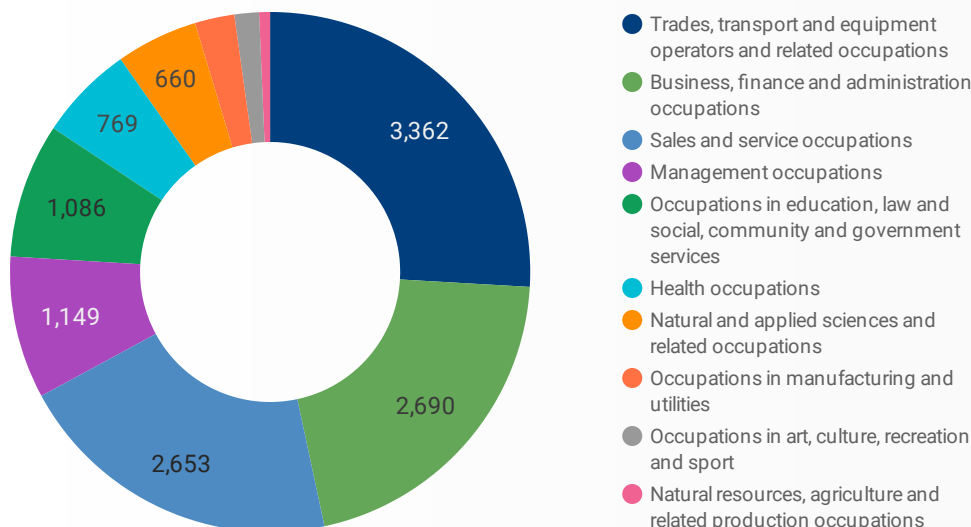
## JOB DURATION

Permanency of jobs posted



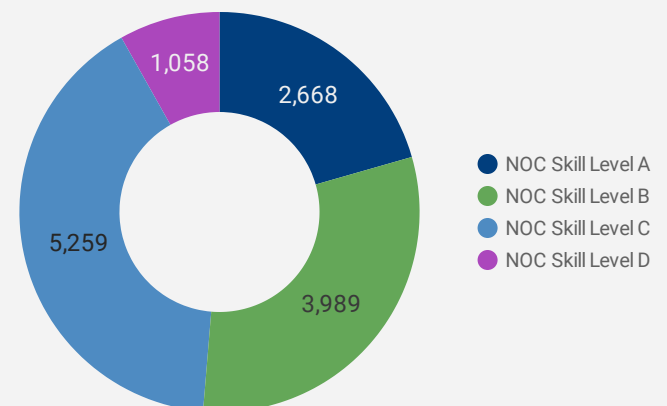
## JOB POSTINGS BY SKILL TYPE

What skill type is being recruited?



## JOB POSTINGS BY SKILL LEVEL

What education do occupations typically require?



Skill Level A = Usually University education | Skill Level B = Usually College education or Apprenticeship training | Skill Level C = Usually Secondary education or occupation-specific training | Skill Level D = Usually on-the-job training

## TOP OCCUPATIONS

What kind of jobs are in-demand?

	4 DIGIT NOC NAME	POSTINGS
1.	Material handlers	1,020
2.	Transport truck drivers	867
3.	Administrative assistants	586
4.	Home support workers, housekeepers and related occupations	423
5.	Other customer and information services representatives	368
6.	Retail salespersons	317
7.	Cooks	301
8.	Delivery and courier service drivers	245
9.	Home child care providers	208
10.	General practitioners and family physicians	199
11.	Receptionists	198
12.	Accounting technicians and bookkeepers	193
13.	Retail and wholesale trade managers	187
14.	Facility operation and maintenance managers	178
15.	Light duty cleaners	176
16.	Railway and motor transport labourers	169
17.	Administrative officers	162
18.	Dispatchers	160
19.	Food service supervisors	151
20.	Accounting and related clerks	132
21.	Other financial officers	127
22.	Retail sales supervisors	117
23.	Shippers and receivers	116
24.	Security guards and related security service occupations	110
25.	Food and beverage servers	108
26.	Senior government managers and officials	106
27.	Dental assistants	97
28.	Supervisors, supply chain, tracking and scheduling co-ordination occupations	97
29.	Other sales related occupations	96
30.	Advertising, marketing and public relations managers	94

## TOP EMPLOYERS/AGENCIES

Who is hiring?

	COMPANY	POSTINGS
1.	Kijiji Jobs	945
2.	UPS inc.	154
3.	Aerotek	109
4.	UPS	109
5.	CareerJet	108
6.	Trillium Health Partners	98
7.	Walmart Canada	97
8.	Home Depot of Canada Inc.	90
9.	Halton Healthcare Services	76
10.	Compass Group Canada	72
11.	Loblaw Companies Limited	70
12.	Robert Half Canada	70
13.	Procom	54
14.	Sobeys	53
15.	Thermo Fisher Scientific	53
16.	The Home Depot Canada	53
17.	Magna International Inc.	50
18.	Lowe's	50
19.	Randstad Canada	45
20.	Sunrise Senior Living	41
21.	Randstad	38
22.	Halton Region	38
23.	Purolator	35
24.	Accountemps	34
25.	Sienna Senior Living	33
26.	Innomar Strategies Inc.	33
27.	GLS Canada	32
28.	Paladin Security	31
29.	TD Bank	31
30.	Home Depot	31

## TOP HIRING SECTORS (6 DIGIT NAICS CODE)

What sectors are hiring?

NOTE: This table cannot be filtered using the controls on the cover page

	Class title	Code	Class definition	Job Posting Count	Avg Posting Length
1.	Employment placement agencies and executive search services	561310	This Canadian industry comprises establishments primarily engaged in listing employment vacancies and selecting, referring and placing applicants in employment, either on a permanent or temporary basis. The individuals placed are not employees of the placement agencies.	268	22.0
2.	Full-service restaurants	722511	This Canadian industry comprises establishments primarily engaged in providing food services to patrons who order and are served while seated and pay after eating.	127	40.0
3.	Limited-service eating places	722512	This Canadian industry comprises establishments primarily engaged in providing food services to patrons who order or select items at a counter, food bar or cafeteria line (or order by telephone) and pay before eating. Food and drink are picked up for consumption on the premises or for take-out, or delivered to the customer's location.	116	35.0
4.	Supermarkets and other grocery (except convenience) stores	445110	This Canadian industry comprises establishments, known as supermarkets and grocery stores, primarily engaged in retailing a general line of food, such as canned, dry and frozen foods; fresh fruits and vegetables; fresh and prepared meats, fish, poultry, dairy products, baked products and snack foods.	97	21.0
5.	General freight trucking, local	484110	This Canadian industry comprises establishments primarily engaged in local general freight trucking. These establishments primarily provide trucking services within a metropolitan area and its hinterland. Generally the trips are same-day return.	80	23.0
6.	Offices of dentists	621210	This Canadian industry comprises establishments of licensed dentists primarily engaged in the private or group practice of general or specialized dentistry or dental surgery. Offices of dentists, especially walk-in centres that accept patients without appointment and that often have extended office hours, are sometimes called clinics or dental centres.	61	18.0
7.	General warehousing and storage	493110	This Canadian industry comprises establishments primarily engaged in operating public and contract general merchandise warehousing and storage facilities. These establishments handle goods in containers, such as boxes, barrels and drums, using equipment such as forklifts, pallets and racks. They are not specialized in the handling of a particular type of good.	60	22.0
8.	Food service contractors	722310	This Canadian industry comprises establishments primarily engaged in supplying food services under contract for a specific period of time.	60	16.0
9.	Research and development in the physical, engineering and life sciences	541710	This Canadian industry comprises establishments primarily engaged in conducting research and experimental development in physical, engineering and life sciences, such as electronics, computers, chemistry, oceanography, geology, mathematics, physics, environmental, medicine, health, biology, botany, biotechnology, agriculture, fisheries, forestry, pharmacy, veterinary and other allied subjects.	56	21.0
10.	Head offices	551114	This Canadian industry comprises establishments primarily engaged in providing general management and/or administrative support services to affiliated establishments. Head offices are engaged in directing or managing the enterprise as a whole.	52	22.0
11.	Offices of accountants	541212	This Canadian industry comprises establishments primarily engaged in providing a range of accounting services, such as the preparation of financial statements, the preparation of management accounting reports, the review and auditing of accounting records, the development of budgets, the design of accounting systems, and the provision of advice on matters related to accounting.	51	16.0
12.	Community care facilities for the elderly	623310	This Canadian industry comprises establishments primarily engaged in providing residential and personal care services for the elderly and persons who are unable to fully care for themselves or who do not desire to live independently. In some instances these establishments provide skilled nursing care for residents in separate on-site facilities.	46	19.0

## OCCUPATIONS BY FREQUENCY & LENGTH OF JOB POSTINGS

What jobs are hard to fill and in-demand?

	4 DIGIT NOC	4 DIGIT NOC NAME	SKILL LEVEL	POSTING COUNT	AVG POSTING LENGTH IN DAYS	MEDIAN POSTING LENGTH IN DAYS
1.	7452	Material handlers	NOC Skill Level C	1,020	18.7	15
2.	7511	Transport truck drivers	NOC Skill Level C	867	22.0	15
3.	1241	Administrative assistants	NOC Skill Level B	586	35.4	15
4.	4412	Home support workers, housekeepers and related occupations	NOC Skill Level C	423	26.3	15
5.	6552	Other customer and information services representatives	NOC Skill Level C	368	21.0	15
6.	6421	Retail salespersons	NOC Skill Level C	317	22.2	15
7.	6322	Cooks	NOC Skill Level B	301	42.3	16
8.	7514	Delivery and courier service drivers	NOC Skill Level C	245	19.4	15
9.	4411	Home child care providers	NOC Skill Level C	208	50.9	44
10.	3112	General practitioners and family physicians	NOC Skill Level A	199	25.3	15
11.	1414	Receptionists	NOC Skill Level C	198	20.6	15
12.	1311	Accounting technicians and bookkeepers	NOC Skill Level B	193	45.0	16
13.	621	Retail and wholesale trade managers	NOC Skill Level A	187	26.5	15
14.	714	Facility operation and maintenance managers	NOC Skill Level A	178	25.3	15
15.	6731	Light duty cleaners	NOC Skill Level D	176	22.3	15
16.	7622	Railway and motor transport labourers	NOC Skill Level D	169	18.9	15
17.	1221	Administrative officers	NOC Skill Level B	162	37.9	19
18.	1525	Dispatchers	NOC Skill Level C	160	23.6	15
19.	6311	Food service supervisors	NOC Skill Level B	151	50.2	33
20.	1431	Accounting and related clerks	NOC Skill Level C	132	18.5	15
21.	1114	Other financial officers	NOC Skill Level A	127	18.7	15
22.	6211	Retail sales supervisors	NOC Skill Level B	117	47.1	22.5
23.	1521	Shippers and receivers	NOC Skill Level C	116	30.7	15
24.	6541	Security guards and related security service occupations	NOC Skill Level C	110	18.4	15
25.	6513	Food and beverage servers	NOC Skill Level C	108	20.6	15.5
26.	12	Senior government managers and officials	NOC Skill Level A	106	22.7	15
27.	3411	Dental assistants	NOC Skill Level C	97	20.5	15
28.	1215	Supervisors, supply chain, tracking and scheduling co-ordination occupations	NOC Skill Level B	97	39.0	22
29.	6623	Other sales related occupations	NOC Skill Level D	96	20.4	16
30.	1214	Advertising, promotion and public relations managers	NOC Skill Level A	84	22.6	16

## MULTILINGUAL JOB POSTINGS BY THE NUMBERS

ACTIVE POSTINGS

1,020

NEW POSTINGS

24

COMPANIES

568

UNIQUE LANGUAGES

8

## # OF DAYS POSTED

AVERAGE

20

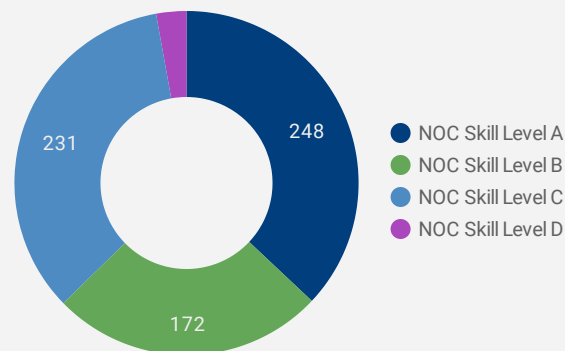
MEDIAN

15

## MULTILINGUAL JOB POSTINGS BY SKILL LEVEL

What language skills are employers looking for by occupational skill level?

- 248 Skill Level A - Management/ Professional Occupations usually requiring University
- 172 Skill Level B - Usually college education or apprenticeship training
- 231 Skill Level C - Usually secondary education or occupation-specific training
- 19 Skill Level D - Usually on-the-job training



## JOB POSTINGS BY LANGUAGE SKILL

How many job postings require specific language skills?

Arabic Language Jobs

23

African Dialect Language Jobs

0

Cantonese Language Jobs

15

Chinese Language Jobs

20

French Language Jobs

496

German Language Jobs

17

Italian Language Jobs

0

Japanese Language Jobs

0

Mandarin Language Jobs

0

Portuguese Language Jobs

0

Punjabi Language Jobs

84

Spanish Language Jobs

14

Thai Language Jobs

0

African Dialect Language Jobs

0

## MULTILINGUAL HIRING EMPLOYERS

Which employers are seeking multilingual candidates?

	COMPANY	POSTINGS
1.	Trillium Health Partners	86
2.	Kijiji Jobs	31
3.	Bell Canada	16
4.	VON Canada	15
5.	FedEx Express	13
6.	SnapPay Inc.	10
7.	Innomar Strategies Inc.	9
8.	FedEx Express Canada	9
9.	Canadian Mental Health Association- Peel Branch	9
10.	Innomar Strategies	8
11.	Farm Boy	8
12.	RBC	7
13.	Procom	7
14.	Canon Canada	7
15.	Bayshore HealthCare	7
16.	Robert Half Canada	6

## MULTILINGUAL JOB DEMAND BY 4-DIGIT NOC

What occupations seek Language Skills?

4 DIGIT NOC NAME		FRENCH	AFRICAN	ARABIC	CANTONESE	CHINESE	GERMAN	ITALIAN	JAPANESE	MANDARIN	PORTUGUESE	PUNJABI	SPANISH	THAI	VIETNAMESE
1.	Other customer and information services representatives	61	0	0	1	0	1	0	0	0	0	1	2	0	0
2.	Home support workers, housekeepers and related occupations	17	0	0	1	2	0	0	0	0	0	6	0	0	0
3.	General practitioners and family physicians	17	0	0	0	1	0	0	0	0	0	1	0	0	0
4.	General office support workers	15	0	0	0	0	0	0	0	0	0	3	1	0	0
5.	Administrative assistants	13	0	4	0	1	0	0	0	0	0	4	0	0	0
6.	Professional occupations in advertising, marketing and public relations	12	0	1	0	1	0	0	0	0	0	1	0	0	0
7.	Senior government managers and officials	11	0	0	0	0	2	0	0	0	0	1	0	0	0
8.	Other instructors	11	0	0	0	0	0	0	0	0	0	1	0	0	0
9.	Urban and land use planners	10	0	0	0	0	1	0	0	0	0	0	0	0	0
10.	Corporate sales managers	10	0	0	0	3	1	0	0	0	0	0	0	0	0
11.	Other assisting occupations in support of health services	10	0	1	0	0	0	0	0	0	0	0	0	0	0
12.	Payroll administrators	10	0	0	0	0	0	0	0	0	0	0	0	0	0
13.	Financial auditors and accountants	9	0	0	0	0	0	0	0	0	0	0	3	0	0
14.	Administrative officers	9	0	0	0	0	0	0	0	0	0	2	0	0	0
15.	Registered nurses and registered psychiatric nurses	9	0	0	0	0	0	0	0	0	0	0	0	0	0
16.	Nurse aides, orderlies and patient service associates	9	0	0	0	0	1	0	0	0	0	0	0	0	0
17.	Accounting and related clerks	9	0	0	0	0	0	0	0	0	0	1	0	0	0
18.	Lawyers and Quebec notaries	9	0	0	0	0	0	0	0	0	0	1	0	0	0
19.	Facility operation and maintenance managers	8	0	0	0	1	0	0	0	0	0	0	0	0	0
20.	Retail salespersons	8	0	0	0	0	0	0	0	0	0	0	0	0	0
21.	School principals and administrators of elementary and secondary education	8	0	0	0	0	0	0	0	0	0	0	0	0	0
22.	Architects	7	0	0	0	0	0	0	0	0	0	0	0	0	0
23.	User support technicians	6	0	0	0	0	0	0	0	0	0	0	0	0	0
24.	Material handlers	6	0	0	0	2	0	0	0	0	0	4	0	0	0

## JOB POSTINGS BY 3-DIGIT NATIONAL OCCUPATION CLASSIFICATION

What jobs are hard to fill and in-demand?

	3 DIGIT NOC	3 DIGIT NOC NAME	SKILL LEVEL	POSTING COUNT	AVG POSTING LENGTH IN DAYS	MEDIAN POSTING LENGTH IN DAYS
1.	751	Motor vehicle and transit drivers	NOC Skill Level C	1,123	21.3	15
2.	745	Longshore workers and material handlers	NOC Skill Level C	1,022	18.7	15
3.	441	Home care providers and educational support occupations	NOC Skill Level C	637	32.1	15
4.	124	Office administrative assistants - general, legal and medical	NOC Skill Level B	614	35.6	15
5.	152	Supply chain logistics, tracking and scheduling co-ordination occupations	NOC Skill Level C	374	24.7	15
6.	655	Customer and information services representatives	NOC Skill Level C	374	20.9	15
7.	632	Chefs and cooks	NOC Skill Level B	367	40.8	16
8.	122	Administrative and regulatory occupations	NOC Skill Level B	328	31.1	16
9.	642	Retail salespersons	NOC Skill Level C	317	22.2	15
10.	111	Auditors, accountants and investment professionals	NOC Skill Level A	298	21.1	16
11.	141	General office workers	NOC Skill Level C	291	19.6	15

1 - 50 / 133 < >

## JOB POSTINGS BY 2-DIGIT NATIONAL OCCUPATION CLASSIFICATION

What jobs are hard to fill and in-demand?

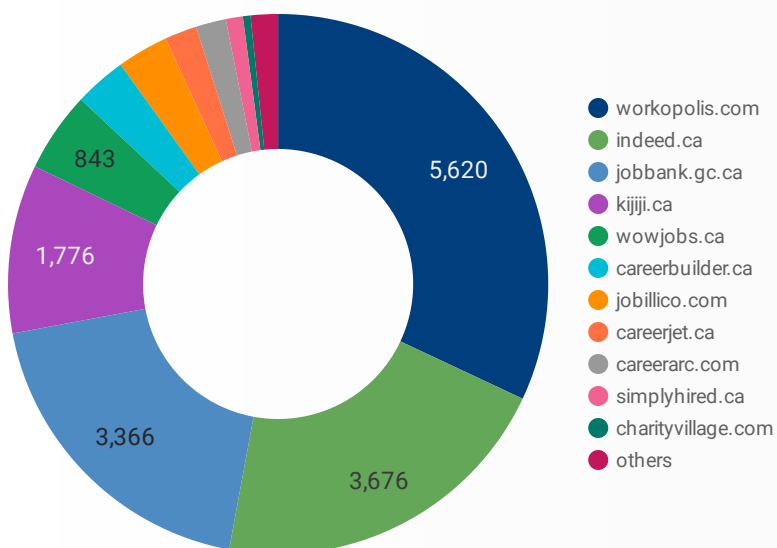
	2 DIGIT NOC	2 DIGIT NOC NAME	SKILL LEVEL	POSTING COUNT	AVG POSTING LENGTH IN DAYS	MEDIAN POSTING LENGTH IN DAYS
1.	75	Transport and heavy equipment operation and related maintenance occupations	NOC Skill Level C	1,195	21.6	15
2.	12	Administrative and financial supervisors and administrative occupations	NOC Skill Level B	1,107	33.5	15
3.	74	Other installers, repairers and servicers and material handlers	NOC Skill Level C	1,058	18.8	15
4.	63	Service supervisors and specialized service occupations	NOC Skill Level B	719	39.4	16
5.	65	Service representatives and other customer and personal services occupations	NOC Skill Level C	656	20.4	15
6.	44	Care providers and educational, legal and public protection support occupations	NOC Skill Level C	640	32.0	15
7.	72	Industrial, electrical and construction trades	NOC Skill Level B	543	36.5	16
8.	14	Office support occupations	NOC Skill Level C	512	19.3	15
9.	11	Professional occupations in business and finance	NOC Skill Level A	440	21.3	15
10.	15	Distribution, tracking and scheduling co-ordination occupations	NOC Skill Level C	414	23.9	15
11.	01	Senior managers - construction, transportation, production and	NOC Skill Level A	411	27.1	15

1 - 45 / 45 < >



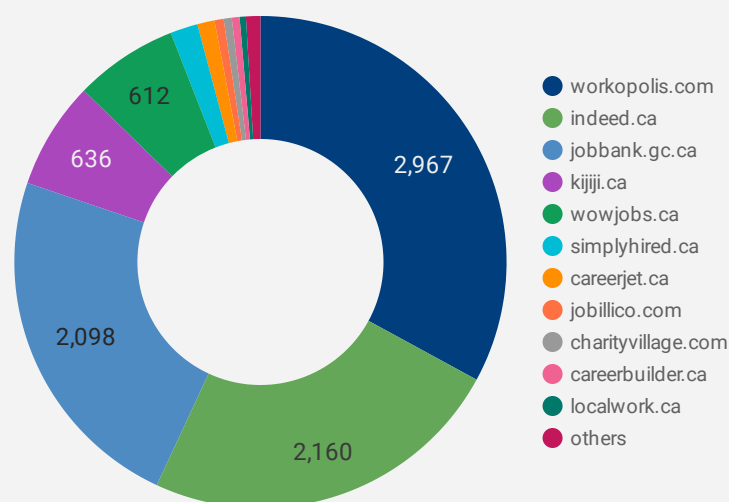
## JOB POSTINGS BY JOB BOARD

What share of unique job postings appear on each job board?



## COMPANIES BY JOB BOARD

What share of unique job postings appear on each job board?



## JOB POSTING DETAILS BY JOB BOARD

How does job posting activity differ by job board?

	JOB BOARD	POSTING COUNT	AVG POSTING LENGTH IN DAYS	MEDIAN POSTING LENGTH IN DAYS	# OF COMPANIES
1.	workopolis.com	5,620	15.0	15	2,967
2.	indeed.ca	3,676	48.2	28	2,160
3.	jobbank.gc.ca	3,366	52.1	33	2,098
4.	kijiji.ca	1,776	15.2	15	636
5.	wowjobs.ca	843	16.4	16	612
6.	careerbuilder.ca	548	21.1	20	46
7.	jobillico.com	540	17.2	15	54
8.	careerjet.ca	338	6.7	4	102
9.	careerarc.com	318	27.0	23	34
10.	simplyhired.ca	179	18.2	16	163
11.	charityvillage.com	80	14.8	15	48
12.	randstad.ca	60	6.3	5	2
13.	localwork.ca	55	24.1	30	37
14.	retail.ca	52	25.9	15	19
15.	en.agilus.ca	24	31.1	27	1
16.	ospeca.careerwebsite.com	23	57.2	60	8
17.	adecco.ca	20	21.3	16	1