

# JOB DEMAND REPORT

## DECEMBER 2020

*Job posting data collected by the Peel Halton Workforce Development Group from job boards and employer websites who recruit candidates in Peel Region, Halton Region and Caledon County.*

### HIGHLIGHTS

#### JOB POSTINGS BY THE NUMBERS

TOTAL ACTIVE	NEW THIS MONTH	COMPANIES	JOB BOARDS
16,581	8,132	6,790	22

#### # OF DAYS POSTED

AVERAGE	MEDIAN
31	16

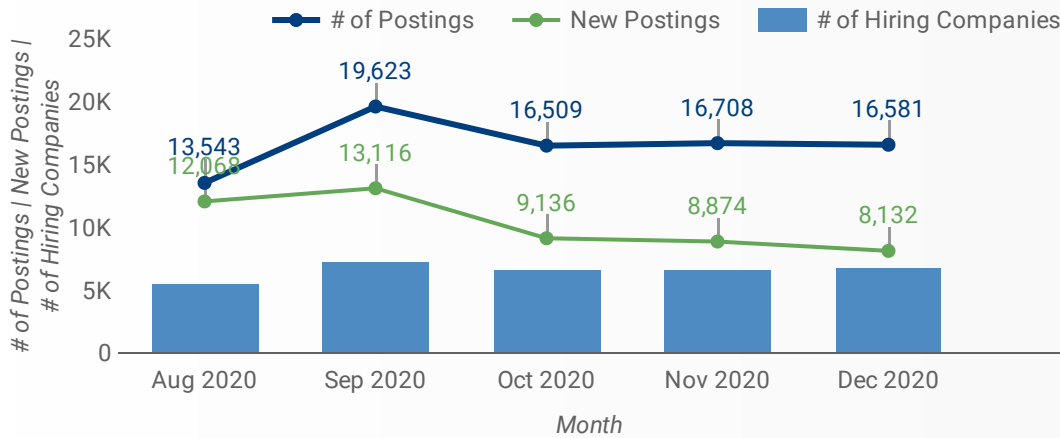
### REPORT BUILDER

*The default filter selection below will show all job demand data for the month. You can use the filters to create a customized report for the purpose of understanding a subset of the data.*

MUNICIPALITY ▾	REGION ▾	JOB TYPE ▾
JOB DURATION ▾	ADDITIONAL LANGUA... ▾	QUICK FIND ▾
JOB BOARD ▾	SKILL LEVEL ▾	
SKILL TYPE NAME / 1-DIGIT NATIONAL OCCUPATIONAL CLASSIFICATION CODE ▾		
MAJOR GROUP / 2-DIGIT NATIONAL OCCUPATIONAL CLASSIFICATION CODE ▾		
MINOR GROUP / 3-DIGIT NATIONAL OCCUPATIONAL CLASSIFICATION CODE ▾		
UNIT GROUP / 4-DIGIT NATIONAL OCCUPATIONAL CLASSIFICATION CODE ▾		
COMPANY OR EMPLOYMENT AGENCY ▾		

## JOB POSTINGS BY MONTH

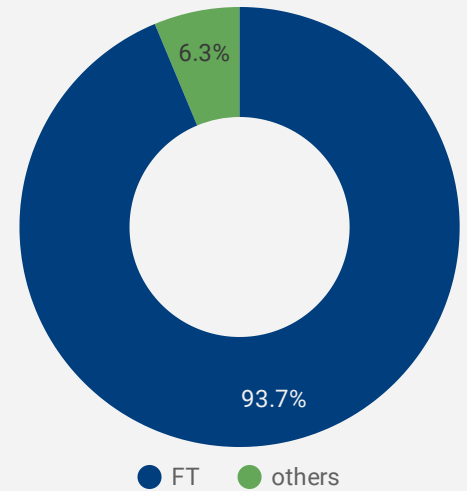
How many job postings were active for at least 1 day this month?



NOTE: This graph cannot be filtered using the controls on the cover page

## JOB TYPE

Full-time vs Part-time



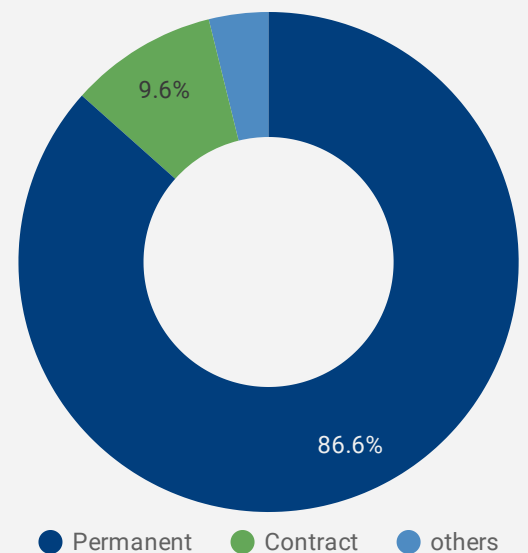
## JOB POSTINGS BY MUNICIPALITY

Where are job opportunities being offered?

	MUNICIPALITY	POSTING COUNT	AVG POSTING LENGTH IN DAYS	MEDIAN POSTING LENGTH IN DAYS
1.	City of Mississauga	7,139	34.5	16
2.	City of Brampton	4,847	31.3	16
3.	Burlington	1,490	30.5	16
4.	Oakville	1,116	18.1	16
5.	Town of Caledon	925	26.7	16
6.	Milton	725	16.8	15
7.	Halton Hills	252	36.8	16

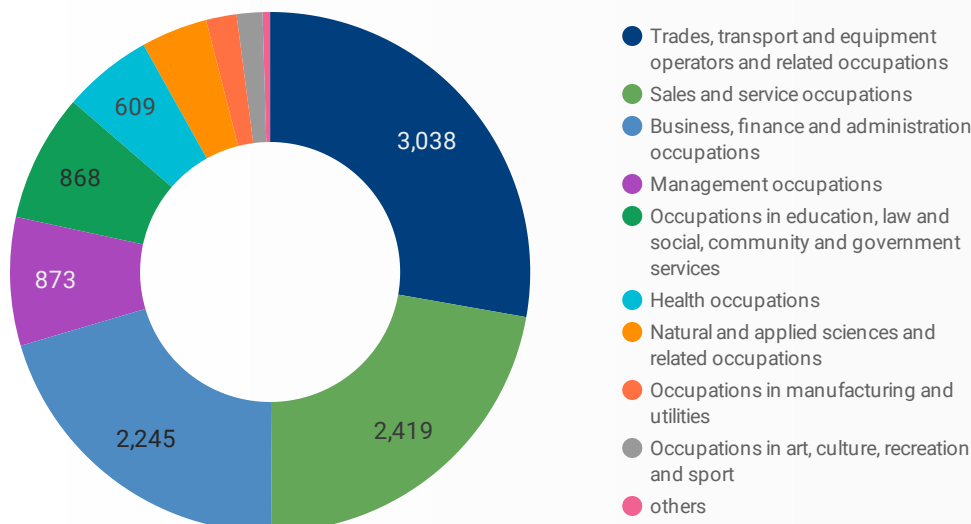
## JOB DURATION

Permanency of jobs posted



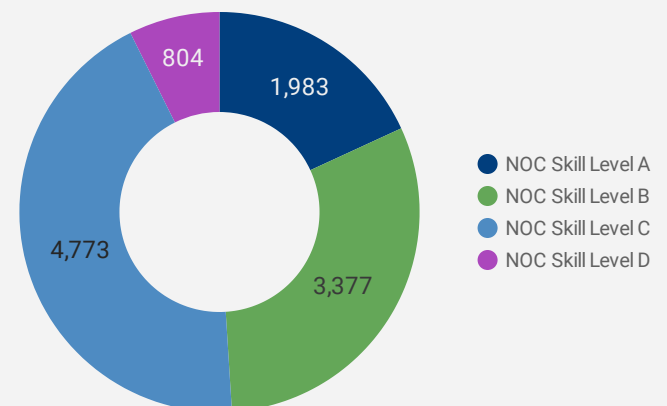
## JOB POSTINGS BY SKILL TYPE

What skill type is being recruited?



## JOB POSTINGS BY SKILL LEVEL

What education do occupations typically require?



Skill Level A = Usually University education | Skill Level B = Usually College education or Apprenticeship training | Skill Level C = Usually Secondary education or occupation-specific training | Skill Level D = Usually on-the-job training

## TOP OCCUPATIONS

What kind of jobs are in-demand?

	4 DIGIT NOC NAME	POSTINGS
1.	Material handlers	1,091
2.	Transport truck drivers	751
3.	Administrative assistants	509
4.	Home support workers, housekeepers and related occupations	347
5.	Other customer and information services representatives	338
6.	Retail salespersons	316
7.	Cooks	299
8.	Delivery and courier service drivers	247
9.	Receptionists	181
10.	Accounting technicians and bookkeepers	175
11.	General practitioners and family physicians	168
12.	Dispatchers	162
13.	Home child care providers	162
14.	Light duty cleaners	162
15.	Food service supervisors	151
16.	Retail and wholesale trade managers	144
17.	Facility operation and maintenance managers	128
18.	Shippers and receivers	121
19.	Retail sales supervisors	119
20.	Administrative officers	105
21.	Senior government managers and officials	102
22.	Security guards and related security service occupations	101
23.	Cashiers	101
24.	Other financial officers	101
25.	Accounting and related clerks	93
26.	Store shelf stockers, clerks and order fillers	90
27.	Supervisors, supply chain, tracking and scheduling co-ordination occupations	89
28.	Dental assistants	89
29.	General office support workers	80
30.	Automotive service technicians, truck and bus mechanics and mechanical repairers	76

## TOP EMPLOYERS/AGENCIES

Who is hiring?

	COMPANY	POSTINGS
1.	Kijiji Jobs	811
2.	Randstad Interim Inc.	233
3.	UPS inc.	167
4.	Randstad	127
5.	UPS	111
6.	Aerotek	98
7.	Trillium Health Partners	86
8.	Robert Half Canada	77
9.	Home Depot of Canada Inc.	69
10.	Halton Healthcare Services	65
11.	AMAZON	64
12.	Compass Group Canada	62
13.	Loblaw Companies Limited	61
14.	Walmart Canada	59
15.	Procom	57
16.	Sunrise Senior Living	55
17.	Halton Region	54
18.	Foremost Staffing Solutions Inc.	48
19.	Thermo Fisher Scientific	46
20.	The Home Depot	41
21.	Sienna Senior Living	41
22.	Canadian Tire	38
23.	Lowe's	37
24.	Purolator	37
25.	TJX Companies, Inc.	37
26.	Innomar Strategies Inc.	36
27.	Regional Municipality of Peel	35
28.	University of Toronto	34
29.	Recipe Unlimited Corporation	34

## TOP HIRING SECTORS (6 DIGIT NAICS CODE)

What sectors are hiring?

NOTE: This table cannot be filtered using the controls on the cover page

	Class title	Code	Class definition	Job Posting Count	Avg Posting Length
1.	Employment placement agencies and executive search services	561310	This Canadian industry comprises establishments primarily engaged in listing employment vacancies and selecting, referring and placing applicants in employment, either on a permanent or temporary basis. The individuals placed are not employees of the placement agencies.	405	30.0
2.	Full-service restaurants	722511	This Canadian industry comprises establishments primarily engaged in providing food services to patrons who order and are served while seated and pay after eating.	142	43.0
3.	Limited-service eating places	722512	This Canadian industry comprises establishments primarily engaged in providing food services to patrons who order or select items at a counter, food bar or cafeteria line (or order by telephone) and pay before eating. Food and drink are picked up for consumption on the premises or for take-out, or delivered to the customer's location.	105	42.0
4.	General freight trucking, local	484110	This Canadian industry comprises establishments primarily engaged in local general freight trucking. These establishments primarily provide trucking services within a metropolitan area and its hinterland. Generally the trips are same-day return.	73	29.0
5.	General warehousing and storage	493110	This Canadian industry comprises establishments primarily engaged in operating public and contract general merchandise warehousing and storage facilities. These establishments handle goods in containers, such as boxes, barrels and drums, using equipment such as forklifts, pallets and racks. They are not specialized in the handling of a particular type of good.	73	31.0
6.	Other warehousing and storage	493190	This Canadian industry comprises establishments, not classified to any other Canadian industry, primarily engaged in operating warehousing and storage facilities. These establishments operate facilities and equipment that are designed to handle a particular type of good.	66	18.0
7.	Community care facilities for the elderly	623310	This Canadian industry comprises establishments primarily engaged in providing residential and personal care services for the elderly and persons who are unable to fully care for themselves or who do not desire to live independently. In some instances these establishments provide skilled nursing care for residents in separate on-site facilities.	63	17.0
8.	Offices of accountants	541212	This Canadian industry comprises establishments primarily engaged in providing a range of accounting services, such as the preparation of financial statements, the preparation of management accounting reports, the review and auditing of accounting records, the development of budgets, the design of accounting systems, and the provision of advice on matters related to accounting.	53	17.0
9.	Hardware stores	444130	This Canadian industry comprises establishments, known as hardware stores, primarily engaged in retailing a general line of basic hardware items, such as tools and builders' hardware.	50	17.0
10.	Supermarkets and other grocery (except convenience) stores	445110	This Canadian industry comprises establishments, known as supermarkets and grocery stores, primarily engaged in retailing a general line of food, such as canned, dry and frozen foods; fresh fruits and vegetables; fresh and prepared meats, fish, poultry, dairy products, baked products and snack foods.	50	21.0
11.	New car dealers	441110	This Canadian industry comprises establishments primarily engaged in retailing new automobiles, sport utility vehicles, and light-duty trucks and vans, including mini-vans, to final consumers or to automobile lessors. These establishments also typically retail used cars, replacement parts and accessories, and provide repair services.	49	43.0
12.	Food service contractors	722310	This Canadian industry comprises establishments primarily engaged in supplying food services under contract for a specific period of time.	48	18.0
13.	Offices of dentists	621210	This Canadian industry comprises establishments of licensed dentists primarily engaged in the private or group practice of general or specialized dentistry or	48	25.0

## OCCUPATIONS BY FREQUENCY & LENGTH OF JOB POSTINGS

What jobs are hard to fill and in-demand?

	4 DIGIT NOC	4 DIGIT NOC NAME	SKILL LEVEL	POSTING COUNT	AVG POSTING LENGTH IN DAYS	MEDIAN POSTING LENGTH IN DAYS
1.	7452	Material handlers	NOC Skill Level C	1,091	23.0	15
2.	7511	Transport truck drivers	NOC Skill Level C	751	24.8	16
3.	1241	Administrative assistants	NOC Skill Level B	509	41.6	19
4.	4412	Home support workers, housekeepers and related occupations	NOC Skill Level C	347	29.5	16
5.	6552	Other customer and information services representatives	NOC Skill Level C	338	28.5	16
6.	6421	Retail salespersons	NOC Skill Level C	316	27.9	15
7.	6322	Cooks	NOC Skill Level B	299	45.5	20
8.	7514	Delivery and courier service drivers	NOC Skill Level C	247	22.7	15
9.	1414	Receptionists	NOC Skill Level C	181	30.8	16
10.	1311	Accounting technicians and bookkeepers	NOC Skill Level B	175	50.9	31.5
11.	3112	General practitioners and family physicians	NOC Skill Level A	168	35.3	16
12.	1525	Dispatchers	NOC Skill Level C	162	31.1	16
13.	4411	Home child care providers	NOC Skill Level C	162	56.1	38.5
14.	6731	Light duty cleaners	NOC Skill Level D	162	26.5	16
15.	6311	Food service supervisors	NOC Skill Level B	151	54.7	35.5
16.	621	Retail and wholesale trade managers	NOC Skill Level A	144	31.2	16
17.	714	Facility operation and maintenance managers	NOC Skill Level A	128	33.2	16
18.	1521	Shippers and receivers	NOC Skill Level C	121	28.9	16
19.	6211	Retail sales supervisors	NOC Skill Level B	119	49.2	26
20.	1221	Administrative officers	NOC Skill Level B	105	41.4	18.5
21.	12	Senior government managers and officials	NOC Skill Level A	102	24.8	15
22.	6541	Security guards and related security service occupations	NOC Skill Level C	101	25.6	16
23.	6611	Cashiers	NOC Skill Level D	101	25.1	16
24.	1114	Other financial officers	NOC Skill Level A	101	29.7	16
25.	1431	Accounting and related clerks	NOC Skill Level C	93	24.3	16
26.	6622	Store shelf stockers, clerks and order fillers	NOC Skill Level D	90	24.4	16
27.	1215	Supervisors, supply chain, tracking and scheduling co-ordination occupations	NOC Skill Level B	89	46.1	30
28.	3411	Dental assistants	NOC Skill Level C	89	28.9	16
29.	1411	General office support workers	NOC Skill Level C	80	22.1	16
30.	7331	Automotive service technicians, truck and bus mechanics and	NOC Skill Level B	76	31.4	16

## MULTILINGUAL JOB POSTINGS BY THE NUMBERS

ACTIVE POSTINGS

826

NEW POSTINGS

46

COMPANIES

467

UNIQUE LANGUAGES

9

## # OF DAYS POSTED

AVERAGE

29

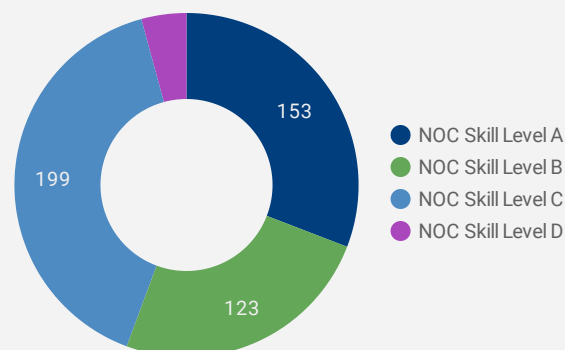
MEDIAN

16

## MULTILINGUAL JOB POSTINGS BY SKILL LEVEL

What language skills are employers looking for by occupational skill level?

- 153 Skill Level A - Management/ Professional Occupations usually requiring University
- 123 Skill Level B - Usually college education or apprenticeship training
- 199 Skill Level C - Usually secondary education or occupation-specific training
- 21 Skill Level D - Usually on-the-job training



## JOB POSTINGS BY LANGUAGE SKILL

How many job postings require specific language skills?

Arabic Language Jobs

12

African Dialect Language Jobs

0

Cantonese Language Jobs

7

Chinese Language Jobs

22

French Language Jobs

355

German Language Jobs

13

Italian Language Jobs

0

Japanese Language Jobs

0

Mandarin Language Jobs

0

Portuguese Language Jobs

0

Punjabi Language Jobs

70

Spanish Language Jobs

14

Thai Language Jobs

0

African Dialect Language Jobs

0

## MULTILINGUAL HIRING EMPLOYERS

Which employers are seeking multilingual candidates?

	COMPANY	POSTINGS
1.	Trillium Health Partners	79
2.	FedEx Express	20
3.	Randstad Interim Inc.	19
4.	VON Canada	16
5.	Canadian Mental Health Association- Peel Branch	16
6.	Kijiji Jobs	14
7.	Innomar Strategies Inc.	11
8.	SnapPay Inc.	8
9.	Procom	7
10.	The Bob Rumball Canadian Centre of Excellence for the Deaf	7
11.	Robert Half Canada	6
12.	Martinrea International Inc.	6
13.	Canadian Mental Health Association -Peel Dufferin Branch	6
14.	BD	6
15.	Siemens Canada Limited	5

## MULTILINGUAL JOB DEMAND BY 4-DIGIT NOC

What occupations seek Language Skills?

4 DIGIT NOC NAME		FRENCH	AFRICAN	ARABIC	CANTONESE	CHINESE	GERMAN	ITALIAN	JAPANESE	MANDARIN	PORTUGUESE	PUNJABI	SPANISH	THAI	VIETNAMESE
1.	Other customer and information services representatives	55	0	0	0	1	2	0	0	0	0	4	1	0	0
2.	General office support workers	14	0	0	0	0	0	0	0	0	0	2	0	0	0
3.	General practitioners and family physicians	14	0	0	0	2	0	0	0	0	0	0	0	0	0
4.	Other instructors	11	0	0	0	0	0	0	0	0	0	0	0	0	0
5.	Senior government managers and officials	10	0	0	0	0	3	0	0	0	0	1	1	0	0
6.	Home support workers, housekeepers and related occupations	10	0	0	1	1	0	0	0	0	0	5	0	0	0
7.	Nurse aides, orderlies and patient service associates	10	0	0	0	0	1	0	0	0	0	0	0	0	0
8.	Retail salespersons	9	0	0	0	0	0	0	0	0	0	0	0	0	0
9.	Professional occupations in advertising, marketing and public relations	8	0	0	0	0	0	0	0	0	0	0	0	0	0
10.	Administrative assistants	8	0	0	1	1	0	0	0	0	0	...	0	0	0
11.	Material handlers	8	0	0	0	3	0	0	0	0	0	2	0	0	0
12.	Other medical technologists and technicians (except dental health)	8	0	0	0	0	0	0	0	0	0	3	0	0	0
13.	Other financial officers	7	0	1	0	0	0	0	0	0	0	0	3	0	0
14.	Delivery and courier service drivers	7	0	0	1	0	0	0	0	0	0	5	0	0	0
15.	Lawyers and Quebec notaries	6	0	0	0	0	0	0	0	0	0	0	0	0	0
16.	Other assisting occupations in support of health services	6	0	0	0	0	0	0	0	0	0	1	0	0	0
17.	Corporate sales managers	6	0	0	0	1	1	0	0	0	0	0	0	0	0
18.	Registered nurses and registered psychiatric nurses	6	0	0	0	0	0	0	0	0	0	0	0	0	0
19.	Advertising, marketing and public relations managers	5	0	1	0	0	0	0	0	0	0	0	0	0	0
20.	Administrative officers	4	0	0	0	0	0	0	0	0	0	1	0	0	0
21.	School principals and administrators of elementary and secondary education	4	0	0	0	0	0	0	0	0	0	0	0	0	0
22.	Payroll administrators	4	0	0	0	0	0	0	0	0	0	0	0	0	0
23.	Facility operation and maintenance managers	4	0	0	0	1	1	0	0	0	0	0	0	0	0
24.	Retail and wholesale trade managers	4	0	0	0	0	0	0	0	0	0	0	0	0	0

## JOB POSTINGS BY 3-DIGIT NATIONAL OCCUPATION CLASSIFICATION

What jobs are hard to fill and in-demand?

	3 DIGIT NOC	3 DIGIT NOC NAME	SKILL LEVEL	POSTING COUNT	AVG POSTING LENGTH IN DAYS	MEDIAN POSTING LENGTH IN DAYS
1.	745	Longshore workers and material handlers	NOC Skill Level C	1,093	23.1	15
2.	751	Motor vehicle and transit drivers	NOC Skill Level C	1,014	24.6	16
3.	124	Office administrative assistants - general, legal and medical	NOC Skill Level B	539	40.7	17
4.	441	Home care providers and educational support occupations	NOC Skill Level C	524	34.4	16
5.	632	Chefs and cooks	NOC Skill Level B	358	42.5	17
6.	655	Customer and information services representatives	NOC Skill Level C	343	28.3	16
7.	152	Supply chain logistics, tracking and scheduling co-ordination occupations	NOC Skill Level C	336	28.6	16
8.	642	Retail salespersons	NOC Skill Level C	316	27.9	15
9.	673	Cleaners	NOC Skill Level D	271	27.8	16
10.	141	General office workers	NOC Skill Level C	270	28.0	16
11.	122	Administrative and regulatory occupations	NOC Skill Level B	223	34.4	16

1 - 50 / 133 < >

## JOB POSTINGS BY 2-DIGIT NATIONAL OCCUPATION CLASSIFICATION

What jobs are hard to fill and in-demand?

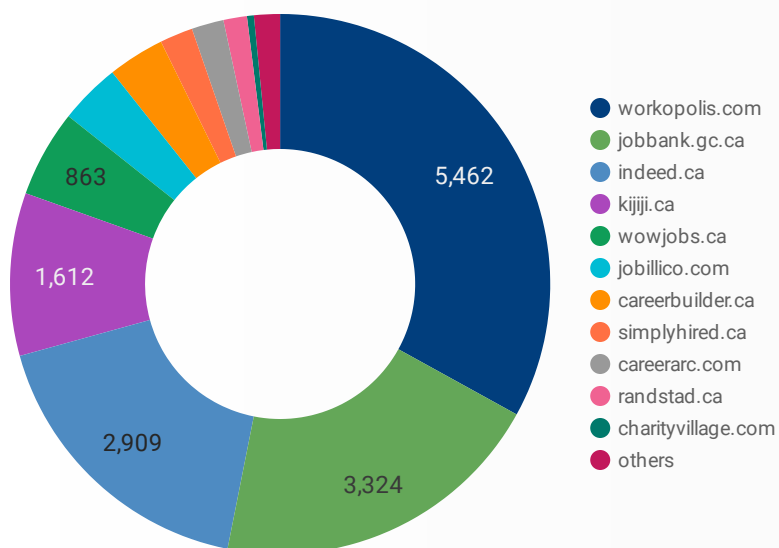
	2 DIGIT NOC	2 DIGIT NOC NAME	SKILL LEVEL	POSTING COUNT	AVG POSTING LENGTH IN DAYS	MEDIAN POSTING LENGTH IN DAYS
1.	74	Other installers, repairers and servicers and material handlers	NOC Skill Level C	1,124	23.6	15
2.	75	Transport and heavy equipment operation and related maintenance occupations	NOC Skill Level C	1,074	25.0	16
3.	12	Administrative and financial supervisors and administrative occupations	NOC Skill Level B	918	39.0	17
4.	63	Service supervisors and specialized service occupations	NOC Skill Level B	654	43.6	19
5.	65	Service representatives and other customer and personal services occupations	NOC Skill Level C	584	28.7	16
6.	44	Care providers and educational, legal and public protection support occupations	NOC Skill Level C	527	34.2	16
7.	72	Industrial, electrical and construction trades	NOC Skill Level B	463	41.3	18
8.	14	Office support occupations	NOC Skill Level C	442	26.0	16
9.	15	Distribution, tracking and scheduling co-ordination occupations	NOC Skill Level C	368	27.8	16
10.	67	Service support and other service occupations, n.e.c.	NOC Skill Level D	361	28.2	16
11.	01	Senior managers - construction, transportation, production and	NOC Skill Level A	346	31.6	16

1 - 44 / 44 < >



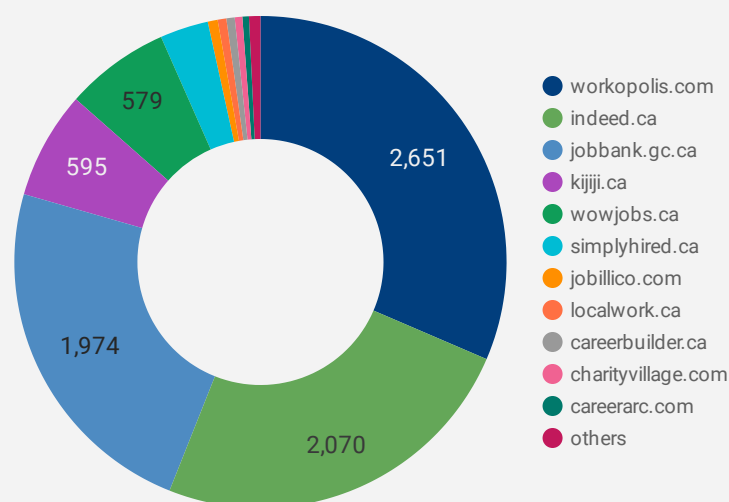
## JOB POSTINGS BY JOB BOARD

What share of unique job postings appear on each job board?



## COMPANIES BY JOB BOARD

What share of unique job postings appear on each job board?



## JOB POSTING DETAILS BY JOB BOARD

How does job posting activity differ by job board?

	JOB BOARD	POSTING COUNT	AVG POSTING LENGTH IN DAYS	MEDIAN POSTING LENGTH IN DAYS	# OF COMPANIES
1.	workopolis.com	5,462	15.4	15	2,651
2.	jobbank.gc.ca	3,324	42.7	31	1,974
3.	indeed.ca	2,909	74.8	78	2,070
4.	kijiji.ca	1,612	15.6	16	595
5.	wowjobs.ca	863	15.6	15	579
6.	jobillico.com	605	15.3	12	55
7.	careerbuilder.ca	562	18.9	17	46
8.	simplyhired.ca	327	15.1	15	268
9.	careerarc.com	318	23.4	16	36
10.	randstad.ca	233	33.0	28	1
11.	charityvillage.com	68	15.3	15	42
12.	localwork.ca	64	27.0	31	48
13.	retail.ca	40	18.5	15	15
14.	careerjet.ca	34	122.0	119	22
15.	en.agilus.ca	27	30.8	29	1
16.	ospeca.careerwebsite.com	26	40.3	32	10
17.	adecco.ca	21	26.9	32	1