

JOB DEMAND REPORT

NOVEMBER 2020

Job posting data collected by the Peel Halton Workforce Development Group from job boards and employer websites who recruit candidates in Peel Region, Halton Region and Caledon County.

HIGHLIGHTS

JOB POSTINGS BY THE NUMBERS

TOTAL ACTIVE	NEW THIS MONTH	COMPANIES	JOB BOARDS
16,708	8,874	6,672	24

OF DAYS POSTED

AVERAGE	MEDIAN
23	16

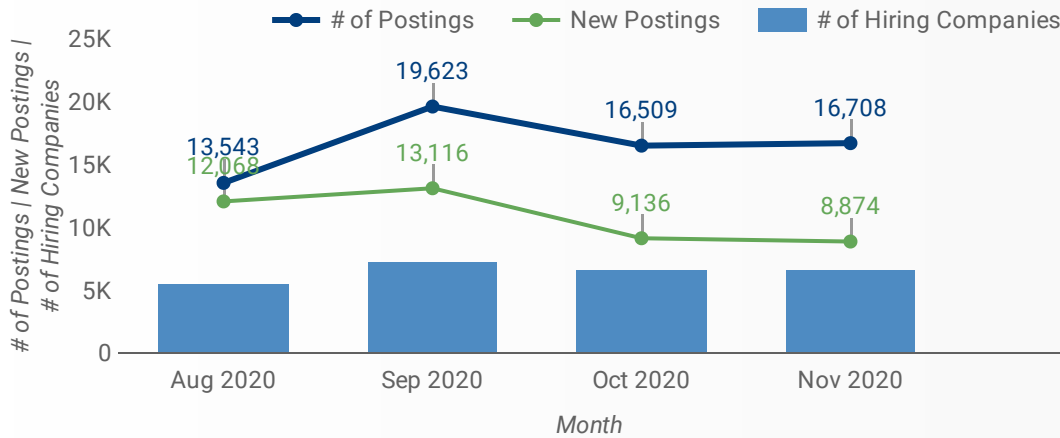
REPORT BUILDER

The default filter selection below will show all job demand data for the month. You can use the filters to create a customized report for the purpose of understanding a subset of the data.

MUNICIPALITY ▾	REGION ▾	JOB TYPE ▾
JOB DURATION ▾	ADDITIONAL LANGUA... ▾	QUICK FIND ▾
JOB BOARD ▾	SKILL LEVEL ▾	
SKILL TYPE NAME / 1-DIGIT NATIONAL OCCUPATIONAL CLASSIFICATION CODE ▾		
MAJOR GROUP / 2-DIGIT NATIONAL OCCUPATIONAL CLASSIFICATION CODE ▾		
MINOR GROUP / 3-DIGIT NATIONAL OCCUPATIONAL CLASSIFICATION CODE ▾		
UNIT GROUP / 4-DIGIT NATIONAL OCCUPATIONAL CLASSIFICATION CODE ▾		
COMPANY OR EMPLOYMENT AGENCY ▾		

JOB POSTINGS BY MONTH

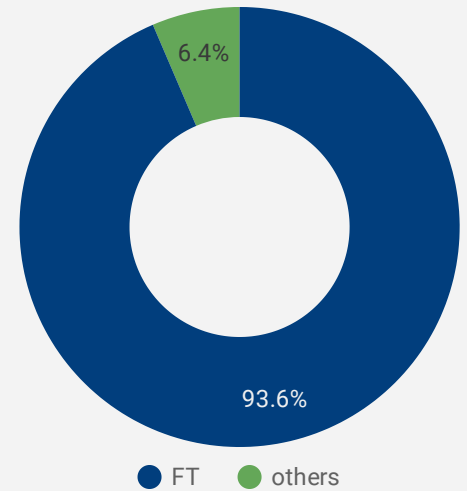
How many job postings were active for at least 1 day this month?



NOTE: This graph cannot be filtered using the controls on the cover page

JOB TYPE

Full-time vs Part-time



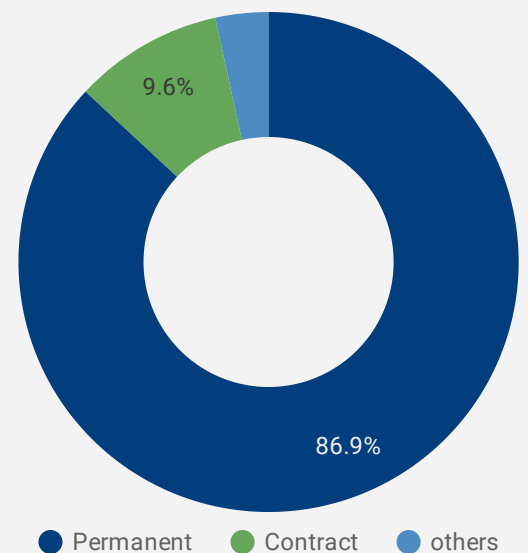
JOB POSTINGS BY MUNICIPALITY

Where are job opportunities being offered?

	MUNICIPALITY	POSTING COUNT	AVG POSTING LENGTH IN DAYS	MEDIAN POSTING LENGTH IN DAYS
1.	City of Mississauga	7,306	26	16
2.	City of Brampton	4,753	23	16
3.	Burlington	1,520	23	16
4.	Oakville	1,039	14	16
5.	Town of Caledon	950	20	16
6.	Milton	825	15	16
7.	Halton Hills	255	20	16

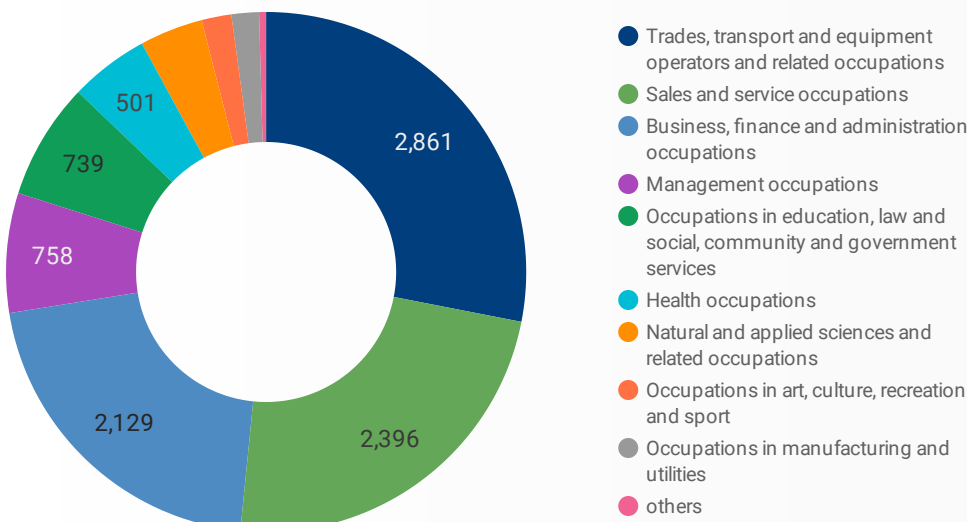
JOB DURATION

Permanency of jobs posted



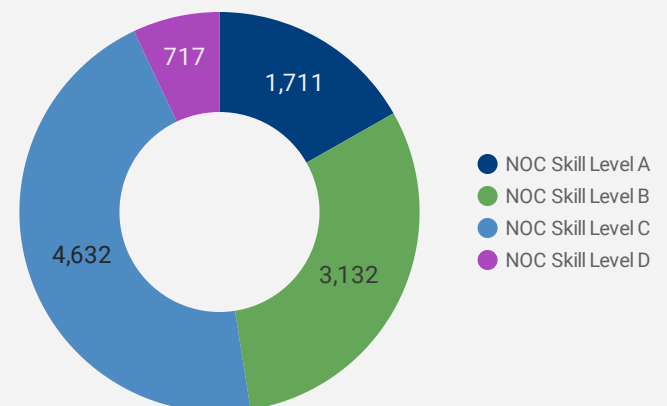
JOB POSTINGS BY SKILL TYPE

What skill type is being recruited?



JOB POSTINGS BY SKILL LEVEL

What education do occupations typically require?



Skill Level A = Usually University education | Skill Level B = Usually College education or Apprenticeship training | Skill Level C = Usually Secondary education or occupation-specific training | Skill Level D = Usually on-the-job training

TOP OCCUPATIONS

What kind of jobs are in-demand?

	4 DIGIT NOC NAME	POSTINGS
1.	Material handlers	1,122
2.	Transport truck drivers	648
3.	Administrative assistants	502
4.	Retail salespersons	429
5.	Other customer and information services representatives	395
6.	Home support workers, housekeepers and related occupations	297
7.	Cooks	270
8.	Delivery and courier service drivers	233
9.	Receptionists	219
10.	Accounting technicians and bookkeepers	162
11.	General practitioners and family physicians	161
12.	Home child care providers	155
13.	Retail and wholesale trade managers	153
14.	Dispatchers	135
15.	Food service supervisors	131
16.	Light duty cleaners	129
17.	Shippers and receivers	127
18.	Store shelf stockers, clerks and order fillers	119
19.	Cashiers	108
20.	Senior government managers and officials	102
21.	Retail sales supervisors	102
22.	Administrative officers	94
23.	Other financial officers	90
24.	Supervisors, supply chain, tracking and scheduling co-ordination occupations	89
25.	Facility operation and maintenance managers	89
26.	Accounting and related clerks	84
27.	Automotive service technicians, truck and bus mechanics and mechanical repairers	78
28.	General office support workers	76
29.	Security guards and related security service occupations	72
30.	Other instructors	70

TOP EMPLOYERS/AGENCIES

Who is hiring?

	COMPANY	POSTINGS
1.	Kijiji Jobs	796
2.	Randstad Interim Inc.	301
3.	Randstad	182
4.	Aerotek	137
5.	UPS	134
6.	UPS inc.	132
7.	Trillium Health Partners	92
8.	Home Depot of Canada Inc.	84
9.	Robert Half Canada	70
10.	Procom	67
11.	Sunrise Senior Living	67
12.	Walmart Canada	60
13.	Thermo Fisher Scientific	60
14.	The Home Depot	59
15.	TJX Companies, Inc.	59
16.	Foremost Staffing Solutions Inc.	58
17.	Loblaw Companies Limited	53
18.	AMAZON	51
19.	Compass Group Canada	51
20.	Halton Healthcare Services	49
21.	Innomar Strategies Inc.	41
22.	Canadian Tire	41
23.	Canadian Executive Search	40
24.	Amazon Canada	40
25.	Lowe's	39
26.	Sienna Senior Living	37
27.	UNITED PARCEL SERVICE	37
28.	TD Bank	37
29.	Agilus	37

TOP HIRING SECTORS (6 DIGIT NAICS CODE)

What sectors are hiring?

NOTE: This table cannot be filtered using the controls on the cover page

	Class title	Code	Class definition	Job Posting Count	Avg Posting Length
1.	Employment placement agencies and executive search services	561310	This Canadian industry comprises establishments primarily engaged in listing employment vacancies and selecting, referring and placing applicants in employment, either on a permanent or temporary basis. The individuals placed are not employees of the placement agencies.	463	22
2.	Full-service restaurants	722511	This Canadian industry comprises establishments primarily engaged in providing food services to patrons who order and are served while seated and pay after eating.	125	30
3.	Limited-service eating places	722512	This Canadian industry comprises establishments primarily engaged in providing food services to patrons who order or select items at a counter, food bar or cafeteria line (or order by telephone) and pay before eating. Food and drink are picked up for consumption on the premises or for take-out, or delivered to the customer's location.	92	31
4.	All other miscellaneous store retailers (except beer and wine-making supplies stores)	453999	This Canadian industry comprises establishments, not classified to any other Canadian industry, primarily engaged in retailing specialized lines of merchandise.	77	17
5.	Community care facilities for the elderly	623310	This Canadian industry comprises establishments primarily engaged in providing residential and personal care services for the elderly and persons who are unable to fully care for themselves or who do not desire to live independently. In some instances these establishments provide skilled nursing care for residents in separate on-site facilities.	71	18
6.	General warehousing and storage	493110	This Canadian industry comprises establishments primarily engaged in operating public and contract general merchandise warehousing and storage facilities. These establishments handle goods in containers, such as boxes, barrels and drums, using equipment such as forklifts, pallets and racks. They are not specialized in the handling of a particular type of good.	62	25
7.	Other warehousing and storage	493190	This Canadian industry comprises establishments, not classified to any other Canadian industry, primarily engaged in operating warehousing and storage facilities. These establishments operate facilities and equipment that are designed to handle a particular type of good.	57	10
8.	Hardware stores	444130	This Canadian industry comprises establishments, known as hardware stores, primarily engaged in retailing a general line of basic hardware items, such as tools and builders' hardware.	57	15
9.	New car dealers	441110	This Canadian industry comprises establishments primarily engaged in retailing new automobiles, sport utility vehicles, and light-duty trucks and vans, including mini-vans, to final consumers or to automobile lessors. These establishments also typically retail used cars, replacement parts and accessories, and provide repair services.	55	39
10.	General freight trucking, local	484110	This Canadian industry comprises establishments primarily engaged in local general freight trucking. These establishments primarily provide trucking services within a metropolitan area and its hinterland. Generally the trips are same-day return.	53	27
11.	All other home furnishings stores	442298	This Canadian industry comprises establishments, not classified to any other Canadian industry, primarily engaged in retailing new home furnishings.	46	17
12.	Supermarkets and other grocery (except convenience) stores	445110	This Canadian industry comprises establishments, known as supermarkets and grocery stores, primarily engaged in retailing a general line of food, such as canned, dry and frozen foods; fresh fruits and vegetables; fresh and prepared meats, fish, poultry, dairy products, baked products and snack foods.	45	17
13.	Food service contractors	722310	This Canadian industry comprises establishments primarily engaged in supplying food services under contract for a specific period of time.	41	18

OCCUPATIONS BY FREQUENCY & LENGTH OF JOB POSTINGS

What jobs are hard to fill and in-demand?

	4 DIGIT NOC	4 DIGIT NOC NAME	SKILL LEVEL	POSTING COUNT	AVG POSTING LENGTH IN DAYS	MEDIAN POSTING LENGTH IN DAYS
1.	7452	Material handlers	NOC Skill Level C	1,122	18	15
2.	7511	Transport truck drivers	NOC Skill Level C	648	22	16
3.	1241	Administrative assistants	NOC Skill Level B	502	26	16
4.	6421	Retail salespersons	NOC Skill Level C	429	18	15
5.	6552	Other customer and information services representatives	NOC Skill Level C	395	20	16
6.	4412	Home support workers, housekeepers and related occupations	NOC Skill Level C	297	23	15
7.	6322	Cooks	NOC Skill Level B	270	30	16
8.	7514	Delivery and courier service drivers	NOC Skill Level C	233	17	16
9.	1414	Receptionists	NOC Skill Level C	219	20	16
10.	1311	Accounting technicians and bookkeepers	NOC Skill Level B	162	39	16
11.	3112	General practitioners and family physicians	NOC Skill Level A	161	22	16
12.	4411	Home child care providers	NOC Skill Level C	155	48	58
13.	621	Retail and wholesale trade managers	NOC Skill Level A	153	22	16
14.	1525	Dispatchers	NOC Skill Level C	135	30	16
15.	6311	Food service supervisors	NOC Skill Level B	131	44	35
16.	6731	Light duty cleaners	NOC Skill Level D	129	21	16
17.	1521	Shippers and receivers	NOC Skill Level C	127	20	16
18.	6622	Store shelf stockers, clerks and order fillers	NOC Skill Level D	119	15	12
19.	6611	Cashiers	NOC Skill Level D	108	20	16
20.	12	Senior government managers and officials	NOC Skill Level A	102	22	15
21.	6211	Retail sales supervisors	NOC Skill Level B	102	52	33.5
22.	1221	Administrative officers	NOC Skill Level B	94	37	16
23.	1114	Other financial officers	NOC Skill Level A	90	29	16
24.	1215	Supervisors, supply chain, tracking and scheduling co-ordination occupations	NOC Skill Level B	89	30	16
25.	714	Facility operation and maintenance managers	NOC Skill Level A	89	29	16
26.	1431	Accounting and related clerks	NOC Skill Level C	84	19	16
27.	7321	Automotive service technicians, truck and bus mechanics and mechanical repairers	NOC Skill Level B	78	22	15.5
28.	1411	General office support workers	NOC Skill Level C	76	21	16
29.	6541	Security guards and related security service occupations	NOC Skill Level C	72	25	16

MULTILINGUAL JOB POSTINGS BY THE NUMBERS

ACTIVE POSTINGS

796

NEW POSTINGS

50

COMPANIES

457

UNIQUE LANGUAGES

10

OF DAYS POSTED

AVERAGE

24

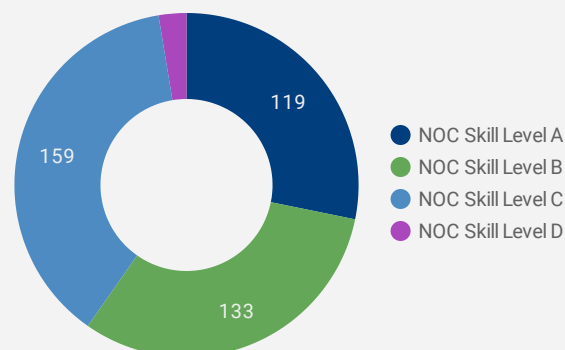
MEDIAN

16

MULTILINGUAL JOB POSTINGS BY SKILL LEVEL

What language skills are employers looking for by occupational skill level?

- 119 Skill Level A - Management/ Professional Occupations usually requiring University
- 133 Skill Level B - Usually college education or apprenticeship training
- 159 Skill Level C - Usually secondary education or occupation-specific training
- 11 Skill Level D - Usually on-the-job training



JOB POSTINGS BY LANGUAGE SKILL

How many job postings require specific language skills?

Arabic Language Jobs

7

African Dialect Language Jobs

0

Cantonese Language Jobs

10

Chinese Language Jobs

21

French Language Jobs

308

German Language Jobs

8

Italian Language Jobs

0

Japanese Language Jobs

0

Mandarin Language Jobs

0

Portuguese Language Jobs

0

Punjabi Language Jobs

55

Spanish Language Jobs

8

Thai Language Jobs

0

African Dialect Language Jobs

0

MULTILINGUAL HIRING EMPLOYERS

Which employers are seeking multilingual candidates?

	COMPANY	POSTINGS
1.	Trillium Health Partners	77
2.	Randstad Interim Inc.	24
3.	FedEx Express	19
4.	Kijiji Jobs	15
5.	Intuit	7
6.	BELL BUSINESS MARKETS	6
7.	Robert Half Canada	6
8.	SnapPay Inc.	6
9.	Innomar Strategies Inc.	6
10.	The Bob Rumball Canadian Centre of Excellence for the Deaf	6
11.	Martinrea International Inc.	5
12.	Canon Canada	5
13.	Sobeys	5
14.	VON Canada	5
15.	WCG Services	5
16.	Adecco	5

MULTILINGUAL JOB DEMAND BY 4-DIGIT NOC

What occupations seek Language Skills?

4 DIGIT NOC NAME	FRENCH ...	AFRICAN	ARABIC	CANTONESE	CHINESE	GERMAN	ITALIAN	JAPANESE	MANDARIN	PORTUGUESE	PUNJABI	SPANISH	THAI	VIETNAMESE
1. Other customer and information services representatives	51	0	0	1	1	1	0	0	0	0	2	1	0	0
2. Other instructors	19	0	0	0	0	0	0	0	0	0	0	0	0	0
3. Administrative assistants	15	0	0	0	2	0	0	0	0	0	...	0	0	0
4. General practitioners and family physicians	15	0	1	0	1	0	0	0	0	0	0	0	0	0
5. Retail salespersons	11	0	0	1	0	1	0	0	0	0	1	0	0	0
6. Material handlers	11	0	0	1	0	0	0	0	0	0	0	0	0	0
7. General office support workers	11	0	0	0	0	0	0	0	0	0	1	0	0	0
8. Senior government managers and officials	10	0	0	0	0	2	0	0	0	0	0	2	0	0
9. Delivery and courier service drivers	8	0	0	2	0	0	0	0	0	0	2	0	0	0
10. Other medical technologists and technicians (except dental health)	8	0	0	0	0	0	0	0	0	0	2	0	0	0
11. Other financial officers	6	0	0	0	0	0	0	0	0	0	0	1	0	0
12. Financial sales representatives	6	0	0	0	0	0	0	0	0	0	0	0	0	0
13. Nurse aides, orderlies and patient service associates	5	0	0	0	0	0	0	0	0	0	0	0	0	0
14. Advertising, marketing and public relations managers	4	0	0	0	0	0	0	0	0	0	0	0	0	0
15. Dispatchers	4	0	0	0	0	0	0	0	0	0	0	0	0	0
16. Financial auditors and accountants	4	0	0	0	0	0	0	0	0	0	0	0	0	0
17. Human resources and recruitment officers	4	0	0	0	0	0	0	0	0	0	0	0	0	0
18. Lawyers and Quebec notaries	4	0	0	0	0	0	0	0	0	0	0	0	0	0
19. Home support workers, housekeepers and related occupations	4	0	0	0	0	0	0	0	0	0	2	0	0	0
20. Retail and wholesale trade managers	4	0	0	1	0	0	0	0	0	0	0	1	0	0
21. Professional occupations in advertising, marketing and public relations	4	0	0	0	0	0	0	0	0	0	0	0	0	0
22. Corporate sales managers	4	0	0	0	1	0	0	0	0	0	0	0	0	0
23. Information systems analysts and consultants	3	0	0	0	0	0	0	0	0	0	0	0	0	0
24. Inspectors in public and environmental health and occupational health and safety	3	0	0	0	0	0	0	0	0	0	0	0	0	0

JOB POSTINGS BY 3-DIGIT NATIONAL OCCUPATION CLASSIFICATION

What jobs are hard to fill and in-demand?

	3 DIGIT NOC	3 DIGIT NOC NAME	SKILL LEVEL	POSTING COUNT	AVG POSTING LENGTH IN DAYS	MEDIAN POSTING LENGTH IN DAYS
1.	745	Longshore workers and material handlers	NOC Skill Level C	1,124	18	15
2.	751	Motor vehicle and transit drivers	NOC Skill Level C	892	21	16
3.	124	Office administrative assistants - general, legal and medical	NOC Skill Level B	529	26	16
4.	441	Home care providers and educational support occupations	NOC Skill Level C	457	28	16
5.	642	Retail salespersons	NOC Skill Level C	429	18	15
6.	655	Customer and information services representatives	NOC Skill Level C	398	20	16
7.	632	Chefs and cooks	NOC Skill Level B	318	28	16
8.	152	Supply chain logistics, tracking and scheduling co-ordination occupations	NOC Skill Level C	303	24	16
9.	141	General office workers	NOC Skill Level C	299	20	16
10.	673	Cleaners	NOC Skill Level D	229	24	16
11.	122	Administrative and regulatory occupations	NOC Skill Level B	195	27	16

1 - 50 / 129

JOB POSTINGS BY 2-DIGIT NATIONAL OCCUPATION CLASSIFICATION

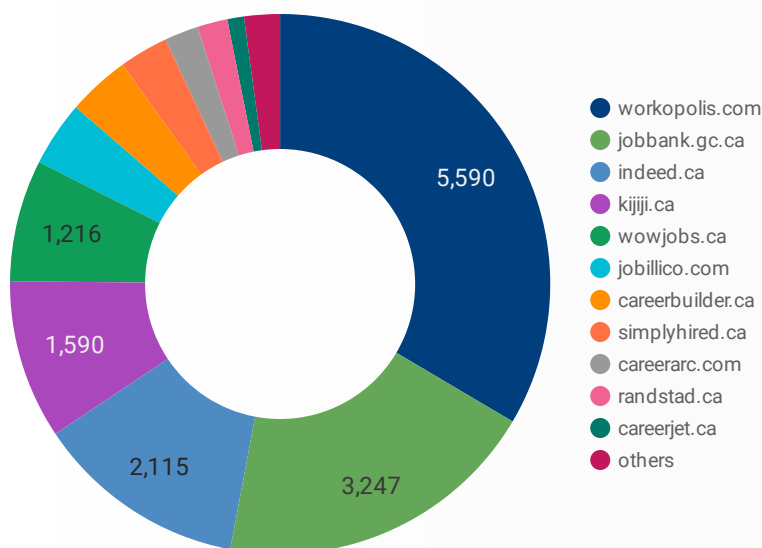
What jobs are hard to fill and in-demand?

	2 DIGIT NOC	2 DIGIT NOC NAME	SKILL LEVEL	POSTING COUNT	AVG POSTING LENGTH IN DAYS	MEDIAN POSTING LENGTH IN DAYS
1.	74	Other installers, repairers and servicers and material handlers	NOC Skill Level C	1,156	18	15
2.	75	Transport and heavy equipment operation and related maintenance occupations	NOC Skill Level C	942	21	16
3.	12	Administrative and financial supervisors and administrative occupations	NOC Skill Level B	873	26	16
4.	65	Service representatives and other customer and personal services occupations	NOC Skill Level C	584	22	16
5.	63	Service supervisors and specialized service occupations	NOC Skill Level B	576	31	16
6.	14	Office support occupations	NOC Skill Level C	458	20	16
7.	44	Care providers and educational, legal and public protection support occupations	NOC Skill Level C	457	28	16
8.	64	Sales representatives and salespersons - wholesale and retail trade	NOC Skill Level C	450	18	15
9.	72	Industrial, electrical and construction trades	NOC Skill Level B	419	31	16
10.	15	Distribution, tracking and scheduling co-ordination occupations	NOC Skill Level C	349	22	16
11.	67	Service support and other service occupations, n.e.c.	NOC Skill Level D	308	23	16

1 - 45 / 45

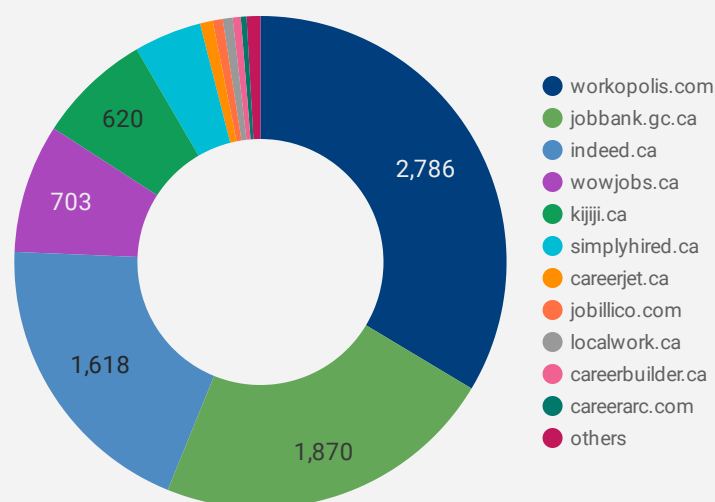
JOB POSTINGS BY JOB BOARD

What share of unique job postings appear on each job board?



COMPANIES BY JOB BOARD

What share of unique job postings appear on each job board?



JOB POSTING DETAILS BY JOB BOARD

How does job posting activity differ by job board?

	JOB BOARD	POSTING COUNT	AVG POSTING LENGTH IN DAYS	MEDIAN POSTING LENGTH IN DAYS	# OF COMPANIES
1.	workopolis.com	5,590	16	16	2,786
2.	jobbank.gc.ca	3,247	29	16	1,870
3.	indeed.ca	2,115	77	78	1,618
4.	kijiji.ca	1,590	16	16	620
5.	wowjobs.ca	1,216	8	8	703
6.	jobillico.com	650	13	8	54
7.	careerbuilder.ca	623	18	16	44
8.	simplyhired.ca	490	15	15	368
9.	careerarc.com	340	18	14	31
10.	randstad.ca	301	22	13	1
11.	careerjet.ca	166	67	64	70
12.	retail.ca	79	29	26	15
13.	localwork.ca	74	30	31	54
14.	charityvillage.com	43	15	16	31
15.	canadianexecutivesearch.com	40	17	16.5	1
16.	en.agilus.ca	35	21	13.5	1
17.	ospeca.careerwebsite.com	28	37	31	9