

# JOB DEMAND REPORT

## SEPTEMBER 2020

Job posting data collected by the Peel Halton Workforce Development Group from job boards and employer websites who recruit candidates in Peel Region, Halton Region and Caledon County.

### HIGHLIGHTS

#### JOB POSTINGS BY THE NUMBERS

TOTAL ACTIVE	NEW THIS MONTH	COMPANIES	JOB BOARDS
19,623	13,116	7,402	23

#### # OF DAYS POSTED

AVERAGE	MEDIAN
14	15

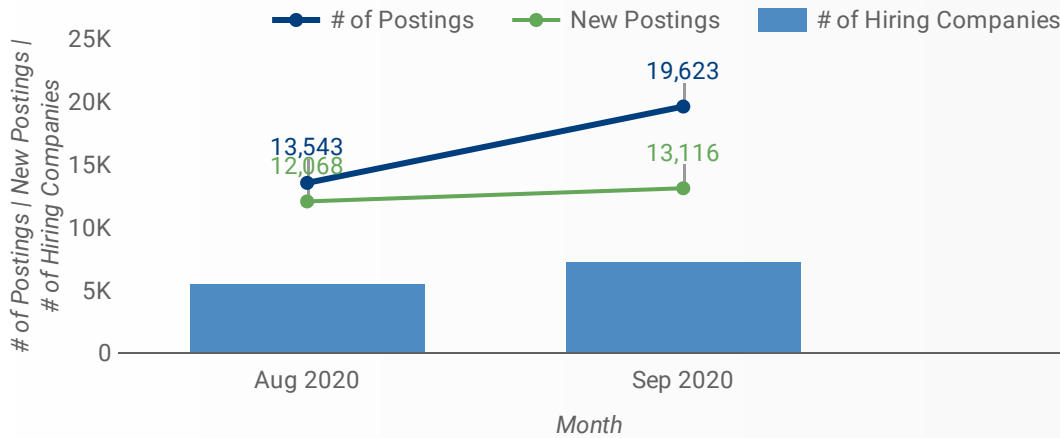
### REPORT BUILDER

The default filter selection below will show all job demand data for the month. You can use the filters to create a customized report for the purpose of understanding a subset of the data.

MUNICIPALITY	REGION	JOB TYPE
JOB BOARD	ADDITIONAL LANGUAGE	QUICK FIND
Skill Level	SKILL LEVEL	
SKILL TYPE NAME / 1-DIGIT NATIONAL OCCUPATIONAL CLASSIFICATION CODE		
MAJOR GROUP / 2-DIGIT NATIONAL OCCUPATIONAL CLASSIFICATION CODE		
MINOR GROUP / 3-DIGIT NATIONAL OCCUPATIONAL CLASSIFICATION CODE		
UNIT GROUP / 4-DIGIT NATIONAL OCCUPATIONAL CLASSIFICATION CODE		
COMPANY OR EMPLOYMENT AGENCY		

## JOB POSTINGS BY MONTH

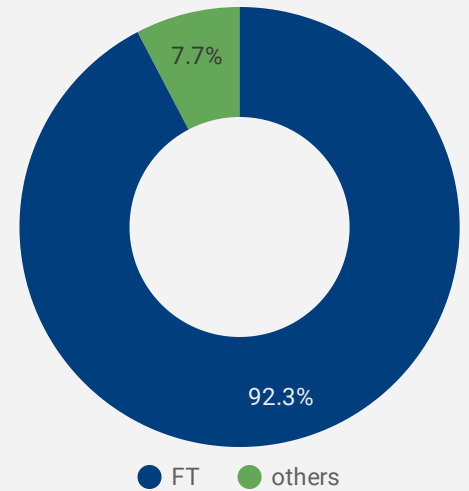
How many job postings were active for at least 1 day this month?



NOTE: This graph cannot be filtered using the controls on the cover page

## JOB TYPE

Full-time vs Part-time



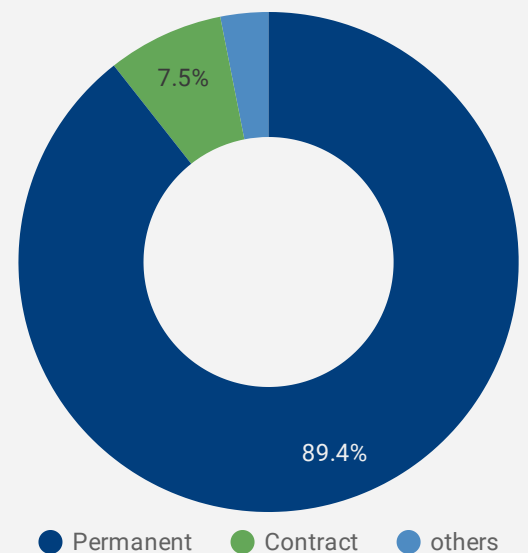
## JOB POSTINGS BY MUNICIPALITY

Where are job opportunities being offered?

	MUNICIPALITY	POSTING COUNT	AVG POSTING LENGTH IN DAYS	MEDIAN POSTING LENGTH IN DAYS
1.	City of Mississauga	9,810	14	14
2.	City of Brampton	6,142	14	15
3.	Burlington	2,021	13	13
4.	Town of Caledon	1,221	13	15
5.	Halton Hills	415	15	15
6.	Milton	1		

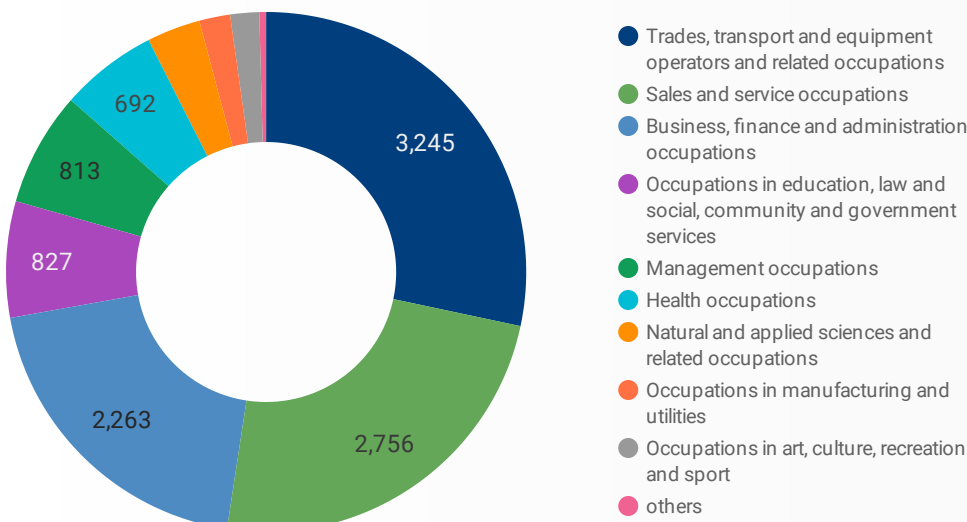
## JOB DURATION

Permanency of jobs posted



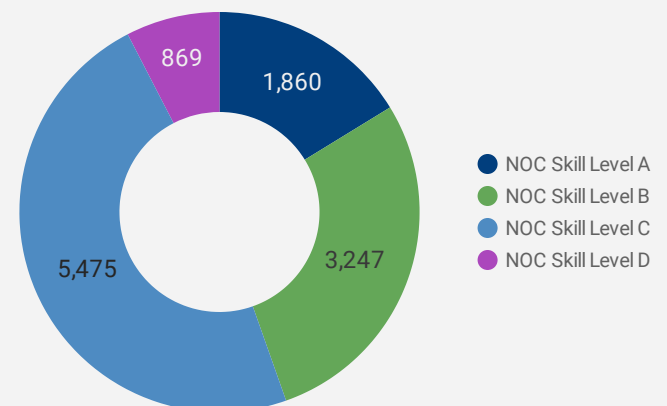
## JOB POSTINGS BY SKILL TYPE

What skill type is being recruited?



## JOB POSTINGS BY SKILL LEVEL

What education do occupations typically require?



Skill Level A = Usually University education | Skill Level B = Usually College education or Apprenticeship training | Skill Level C = Usually Secondary education or occupation-specific training | Skill Level D = Usually on-the-job training

## TOP OCCUPATIONS

What kind of jobs are in-demand?

	4 DIGIT NOC NAME	POSTINGS
1.	Material handlers	1,247
2.	Transport truck drivers	763
3.	Retail salespersons	512
4.	Other customer and information services representatives	442
5.	Administrative assistants	437
6.	Home support workers, housekeepers and related occupations	284
7.	Receptionists	253
8.	Cooks	252
9.	Delivery and courier service drivers	242
10.	Retail and wholesale trade managers	201
11.	Light duty cleaners	193
12.	Dispatchers	176
13.	Shippers and receivers	175
14.	Home child care providers	172
15.	General practitioners and family physicians	166
16.	Accounting technicians and bookkeepers	153
17.	Dental assistants	144
18.	Senior government managers and officials	121
19.	Accounting and related clerks	117
20.	Food and beverage servers	115
21.	Store shelf stockers, clerks and order fillers	106
22.	Cashiers	101
23.	Security guards and related security service occupations	99
24.	Food service supervisors	98
25.	Other financial officers	95
26.	Construction trades helpers and labourers	94
27.	General office support workers	93
28.	Janitors, caretakers and building superintendents	90
29.	Retail and wholesale buyers	87
30.	Facility operation and maintenance managers	84
31.	Carpenters	84

## TOP EMPLOYERS/AGENCIES

Who is hiring?

	COMPANY	POSTINGS
1.	Kijiji	1,268
2.	Randstad	339
3.	Randstad Interim Inc.	216
4.	Trillium Health Partners	93
5.	UPS	91
6.	Breakaway Staffing	90
7.	UPS Canada	71
8.	Walmart Canada	69
9.	University of Toronto	66
10.	AppleOne	64
11.	Loblaw Companies Limited	61
12.	TJX CANADA	60
13.	CHARGER LOGISTICS	59
14.	The Home Depot	58
15.	AMAZON	57
16.	Shoppers Drug Mart	57
17.	Adecco	54
18.	Aerotek	51
19.	Home Depot of Canada Inc.	50
20.	UPS inc.	49
21.	Lifelabs	47
22.	Global Employment	47
23.	Sobeys	43
24.	Regional Municipality of Peel	41
25.	Agilus	41
26.	Robert Half Canada	40
27.	Sunrise Senior Living	40
28.	Foremost Staffing Solutions Inc.	39
29.	Canadian Tire	37
30.	Peel Health	25

## TOP HIRING SECTORS (6 DIGIT NAICS CODE)

What sectors are hiring?

NOTE: This table cannot be filtered using the controls on the cover page

	Class title	Code	Class definition	Job Posting Count ▼	Avg Posting Length
1.	Employment placement agencies and executive search services	561310	This Canadian industry comprises establishments primarily engaged in listing employment vacancies and selecting, referring and placing applicants in employment, either on a permanent or temporary basis. The individuals placed are not employees of the placement agencies.	326	11
2.	Full-service restaurants	722511	This Canadian industry comprises establishments primarily engaged in providing food services to patrons who order and are served while seated and pay after eating.	122	16
3.	General warehousing and storage	493110	This Canadian industry comprises establishments primarily engaged in operating public and contract general merchandise warehousing and storage facilities. These establishments handle goods in containers, such as boxes, barrels and drums, using equipment such as forklifts, pallets and racks. They are not specialized in the handling of a particular type of good.	117	12
4.	Limited-service eating places	722512	This Canadian industry comprises establishments primarily engaged in providing food services to patrons who order or select items at a counter, food bar or cafeteria line (or order by telephone) and pay before eating. Food and drink are picked up for consumption on the premises or for take-out, or delivered to the customer's location.	77	16
5.	Other warehousing and storage	493190	This Canadian industry comprises establishments, not classified to any other Canadian industry, primarily engaged in operating warehousing and storage facilities. These establishments operate facilities and equipment that are designed to handle a particular type of good.	64	15
6.	General freight trucking, local	484110	This Canadian industry comprises establishments primarily engaged in local general freight trucking. These establishments primarily provide trucking services within a metropolitan area and its hinterland. Generally the trips are same-day return.	62	14
7.	Supermarkets and other grocery (except convenience) stores	445110	This Canadian industry comprises establishments, known as supermarkets and grocery stores, primarily engaged in retailing a general line of food, such as canned, dry and frozen foods; fresh fruits and vegetables; fresh and prepared meats, fish, poultry, dairy products, baked products and snack foods.	60	11
8.	New car dealers	441110	This Canadian industry comprises establishments primarily engaged in retailing new automobiles, sport utility vehicles, and light-duty trucks and vans, including mini-vans, to final consumers or to automobile lessors. These establishments also typically retail used cars, replacement parts and accessories, and provide repair services.	57	13
9.	Hardware stores	444130	This Canadian industry comprises establishments, known as hardware stores, primarily engaged in retailing a general line of basic hardware items, such as tools and builders' hardware.	51	8
10.	Offices of dentists	621210	This Canadian industry comprises establishments of licensed dentists primarily engaged in the private or group practice of general or specialized dentistry or dental surgery. Offices of dentists, especially walk-in centres that accept patients without appointment and that often have extended office hours, are sometimes called clinics or dental centres.	49	16
11.	Appliance, television and other electronics stores	443143	This Canadian industry comprises establishments primarily engaged in retailing new household appliances, home audio and video equipment, and other electronic products.	48	14
12.	All other home furnishings stores	442298	This Canadian industry comprises establishments, not classified to any other Canadian industry, primarily engaged in retailing new home furnishings.	42	13
13.	All other health and personal care stores	446199	This Canadian industry comprises establishments, not classified to any other Canadian industry, primarily engaged in retailing specialized lines of health and personal care merchandise.	42	13
14.	Community care	623310	This Canadian industry comprises establishments primarily engaged in	41	16
				1 - 100 / 300	< >

## OCCUPATIONS BY FREQUENCY & LENGTH OF JOB POSTINGS

What jobs are hard to fill and in-demand?

	4 DIGIT NOC	4 DIGIT NOC NAME	SKILL LEVEL	POSTING COUNT	AVG POSTING LENGTH IN DAYS	MEDIAN POSTING LENGTH IN DAYS
1.	7452	Material handlers	NOC Skill Level C	1,247	12	10
2.	7511	Transport truck drivers	NOC Skill Level C	763	15	15
3.	6421	Retail salespersons	NOC Skill Level C	512	13	10
4.	6552	Other customer and information services representatives	NOC Skill Level C	442	13	12.5
5.	1241	Administrative assistants	NOC Skill Level B	437	15	15
6.	4412	Home support workers, housekeepers and related occupations	NOC Skill Level C	284	14	15
7.	1414	Receptionists	NOC Skill Level C	253	14	15
8.	6322	Cooks	NOC Skill Level B	252	15	15
9.	7514	Delivery and courier service drivers	NOC Skill Level C	242	13	15
10.	621	Retail and wholesale trade managers	NOC Skill Level A	201	14	13
11.	6731	Light duty cleaners	NOC Skill Level D	193	14	15
12.	1525	Dispatchers	NOC Skill Level C	176	14	15
13.	1521	Shippers and receivers	NOC Skill Level C	175	11	10
14.	4411	Home child care providers	NOC Skill Level C	172	18	16
15.	3112	General practitioners and family physicians	NOC Skill Level A	166	14	14
16.	1311	Accounting technicians and bookkeepers	NOC Skill Level B	153	16	15
17.	3411	Dental assistants	NOC Skill Level C	144	15	13
18.	12	Senior government managers and officials	NOC Skill Level A	121	12	12
19.	1431	Accounting and related clerks	NOC Skill Level C	117	12	11
20.	6513	Food and beverage servers	NOC Skill Level C	115	14	15
21.	6622	Store shelf stockers, clerks and order fillers	NOC Skill Level D	106	11	9
22.	6611	Cashiers	NOC Skill Level D	101	13	14
23.	6541	Security guards and related security service occupations	NOC Skill Level C	99	14	12.5
24.	6311	Food service supervisors	NOC Skill Level B	98	19	16
25.	1114	Other financial officers	NOC Skill Level A	95	17	15
26.	7611	Construction trades helpers and labourers	NOC Skill Level D	94	16	16
27.	1411	General office support workers	NOC Skill Level C	93	12	15
28.	6733	Janitors, caretakers and building superintendents	NOC Skill Level D	90	13	12
29.	6222	Retail and wholesale buyers	NOC Skill Level B	87	10	7.5
30.	714	Facility operation and maintenance managers	NOC Skill Level A	84	16	15

## MULTILINGUAL JOB POSTINGS BY THE NUMBERS

ACTIVE POSTINGS

1,006

NEW POSTINGS

318

COMPANIES

510

UNIQUE LANGUAGES

9

## # OF DAYS POSTED

AVERAGE

14

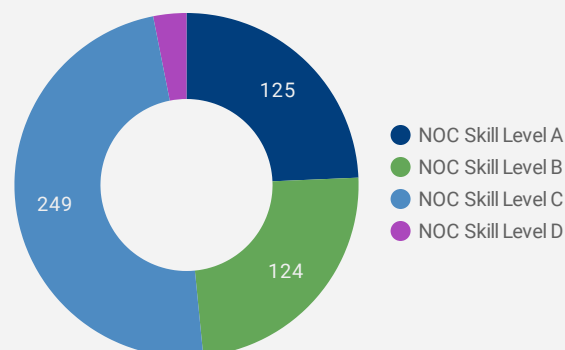
MEDIAN

14

## MULTILINGUAL JOB POSTINGS BY SKILL LEVEL

What language skills are employers looking for by occupational skill level?

- 125 Skill Level A - Management/ Professional Occupations usually requiring University
- 124 Skill Level B - Usually college education or apprenticeship training
- 249 Skill Level C - Usually secondary education or occupation-specific training
- 16 Skill Level D - Usually on-the-job training



## JOB POSTINGS BY LANGUAGE SKILL

How many job postings require specific language skills?

Arabic Language Jobs

13

African Dialect Language Jobs

0

Cantonese Language Jobs

9

Chinese Language Jobs

18

French Language Jobs

360

German Language Jobs

7

Italian Language Jobs

0

Japanese Language Jobs

0

Mandarin Language Jobs

0

Portuguese Language Jobs

0

Punjabi Language Jobs

87

Spanish Language Jobs

17

Thai Language Jobs

0

African Dialect Language Jobs

0

## MULTILINGUAL HIRING EMPLOYERS

Which employers are seeking multilingual candidates?

	COMPANY	POSTINGS
1.	Trillium Health Partners	81
2.	Kijiji	46
3.	FedEx Express	31
4.	FedEx Express Canada	23
5.	Randstad Interim Inc.	22
6.	Randstad	19
7.	Bell Canada	17
8.	VON Canada	10
9.	Farm Boy	8
10.	Bell	7
11.	BELL MOBILITY/BELL MOBILIT	7
12.	ERINOAKKIDS CENTRE FOR TREATMENT AND DEVELOPMENT	7
13.	Bayshore HealthCare	6
14.	Sun-Mar Corporation	6
15.	Intuit	6
16.	NISSAN	5

## MULTILINGUAL JOB DEMAND BY 4-DIGIT NOC

What occupations seek Language Skills?

4 DIGIT NOC NAME		FRENCH	AFRICAN	ARABIC	CANTONESE	CHINESE	GERMAN	ITALIAN	JAPANESE	MANDARIN	PORTUGUESE	PUNJABI	SPANISH	THAI	VIETNAMESE
1.	Other customer and information services representatives	59	0	0	0	1	0	0	0	0	0	3	3	0	0
2.	Other instructors	21	0	0	0	0	0	0	0	0	0	1	0	0	0
3.	General practitioners and family physicians	18	0	0	0	0	0	0	0	0	0	1	0	0	0
4.	Delivery and courier service drivers	17	0	0	1	0	0	0	0	0	0	2	0	0	0
5.	Material handlers	16	0	0	0	0	0	0	0	0	0	2	2	0	0
6.	Retail salespersons	16	0	1	1	0	2	0	0	0	0	2	0	0	0
7.	General office support workers	12	0	0	0	0	0	0	0	0	0	6	0	0	0
8.	Home support workers, housekeepers and related occupations	11	0	2	1	2	0	0	0	0	0	4	0	0	0
9.	Other financial officers	10	0	0	0	0	0	0	0	0	0	0	1	0	0
10.	Senior government managers and officials	8	0	0	0	0	0	0	0	0	0	0	1	0	0
11.	Human resources and recruitment officers	8	0	0	0	0	0	0	0	0	0	1	0	0	0
12.	Financial and investment analysts	8	0	0	0	0	0	0	0	0	0	0	0	0	0
13.	Retail and wholesale trade managers	8	0	0	0	0	0	0	0	0	0	0	0	0	0
14.	Accounting and related clerks	7	0	0	0	0	0	0	0	0	0	1	0	0	0
15.	Administrative assistants	7	0	0	0	0	0	0	0	0	0	...	2	0	0
16.	Dispatchers	6	0	0	0	0	0	0	0	0	0	4	0	0	0
17.	Nurse aides, orderlies and patient service associates	6	0	0	0	0	0	0	0	0	0	0	0	0	0
18.	Corporate sales managers	5	0	0	0	0	0	0	0	0	0	0	0	0	0
19.	Payroll administrators	4	0	0	0	0	0	0	0	0	0	0	0	0	0
20.	Couriers, messengers and door-to-door distributors	4	0	0	0	0	0	0	0	0	0	1	0	0	0
21.	Facility operation and maintenance managers	4	0	0	0	0	0	0	0	0	0	0	0	0	0
22.	Social workers	3	0	0	0	0	0	0	0	0	0	0	0	0	0
23.	Financial managers	3	0	0	0	0	0	0	0	0	0	0	0	0	0
24.	Automotive service technicians, truck and bus mechanics and mechanical repairers	3	0	0	0	0	0	0	0	0	0	0	0	0	0
25.	Professional occupations in business management consulting	3	0	0	0	0	0	0	0	0	0	0	0	0	0

## JOB POSTINGS BY 3-DIGIT NATIONAL OCCUPATION CLASSIFICATION

What jobs are hard to fill and in-demand?

	3 DIGIT NOC	3 DIGIT NOC NAME	SKILL LEVEL	POSTING COUNT	AVG POSTING LENGTH IN DAYS	MEDIAN POSTING LENGTH IN DAYS
1.	745	Longshore workers and material handlers	NOC Skill Level C	1,248	12	10
2.	751	Motor vehicle and transit drivers	NOC Skill Level C	1,019	15	15
3.	642	Retail salespersons	NOC Skill Level C	512	13	10
4.	124	Office administrative assistants - general, legal and medical	NOC Skill Level B	470	15	15
5.	441	Home care providers and educational support occupations	NOC Skill Level C	461	16	15
6.	655	Customer and information services representatives	NOC Skill Level C	443	13	13
7.	152	Supply chain logistics, tracking and scheduling co-ordination occupations	NOC Skill Level C	399	13	14
8.	141	General office workers	NOC Skill Level C	347	14	15
9.	673	Cleaners	NOC Skill Level D	340	14	14
10.	632	Chefs and cooks	NOC Skill Level B	315	15	15
11.	122	Administrative and regulatory occupations	NOC Skill Level B	221	15	15

1 - 50 / 128 < >

## JOB POSTINGS BY 2-DIGIT NATIONAL OCCUPATION CLASSIFICATION

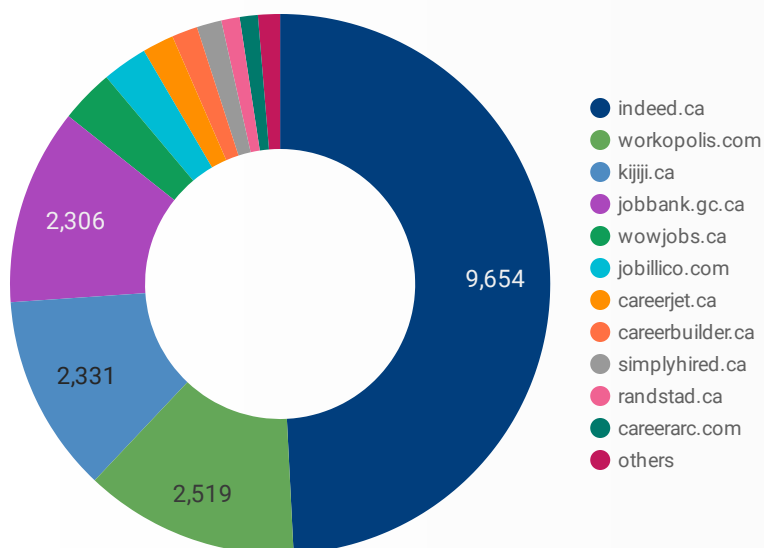
What jobs are hard to fill and in-demand?

	2 DIGIT NOC	2 DIGIT NOC NAME	SKILL LEVEL	POSTING COUNT	AVG POSTING LENGTH IN DAYS	MEDIAN POSTING LENGTH IN DAYS
1.	74	Other installers, repairers and servicers and material handlers	NOC Skill Level C	1,289	12	10
2.	75	Transport and heavy equipment operation and related maintenance occupations	NOC Skill Level C	1,083	14	15
3.	12	Administrative and financial supervisors and administrative occupations	NOC Skill Level B	830	15	15
4.	65	Service representatives and other customer and personal services occupations	NOC Skill Level C	762	13	14
5.	63	Service supervisors and specialized service occupations	NOC Skill Level B	560	16	15
6.	14	Office support occupations	NOC Skill Level C	541	13	15
7.	64	Sales representatives and salespersons - wholesale and retail trade	NOC Skill Level C	527	13	10
8.	72	Industrial, electrical and construction trades	NOC Skill Level B	505	16	15
9.	44	Care providers and educational, legal and public protection support occupations	NOC Skill Level C	461	16	15
10.	15	Distribution, tracking and scheduling co-ordination occupations	NOC Skill Level C	442	13	14
11.	67	Service support and other service occupations, n.e.c.	NOC Skill Level D	430	13	13

1 - 45 / 45 < >

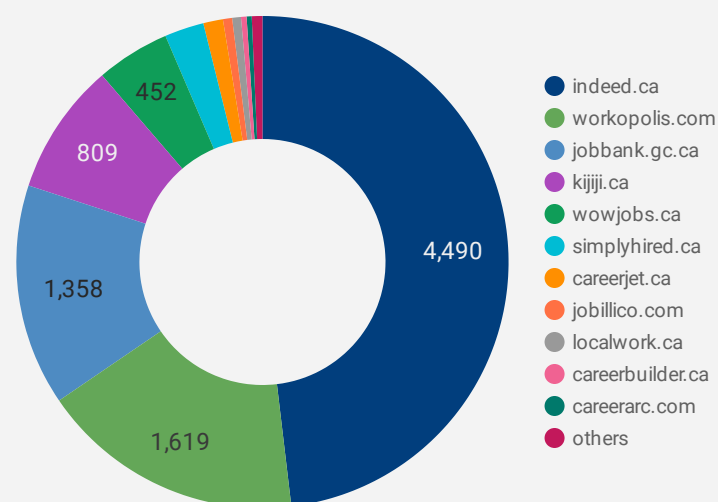
## JOB POSTINGS BY JOB BOARD

What share of unique job postings appear on each job board?



## COMPANIES BY JOB BOARD

What share of unique job postings appear on each job board?



## JOB POSTING DETAILS BY JOB BOARD

How does job posting activity differ by job board?

	JOB BOARD	POSTING COUNT	AVG POSTING LENGTH IN DAYS	MEDIAN POSTING LENGTH IN DAYS	# OF COMPANIES
1.	indeed.ca	9,654	13	9	4,490
2.	workopolis.com	2,519	15	16	1,619
3.	kijiji.ca	2,331	15	16	809
4.	jobbank.gc.ca	2,306	19	16	1,358
5.	wowjobs.ca	629	9	9	452
6.	jobillico.com	531	11	8	56
7.	careerjet.ca	370	15	13	121
8.	careerbuilder.ca	303	13	10	34
9.	simplyhired.ca	291	14	15	241
10.	randstad.ca	216	13	9	1
11.	careerarc.com	213	15	10	31
12.	localwork.ca	75	27	31	54
13.	charityvillage.com	45	15	16	30
14.	en.agilus.ca	41	25	23	1
15.	retail.ca	33	12	10	12
16.	adecco.ca	27	25	28.5	1
17.	ospeca.careerwebsite.com	13	32	30	7